

## TEMPOMATIC 2 electronic tap

Ref. 44400615

Battery-operated, Ø 15mm conical inlet



### DESCRIPTION

#### TEMPOMATIC 2 electronic tap - Ref.44400615





Deck-mounted electronic basin tap:  
 Independent IP65 electronic control unit.  
 Battery-operated with 123 6V Lithium batteries.  
 Flow rate pre-set at 4 lpm at 3 bar, adjustable from 1.4 - 6 lpm.  
 Scale-resistant flow straightener.  
 Adjustable duty flush (pre-set flush ~60 seconds every 24 hours after last use).  
 Shock-resistant infrared presence detection sensor.  
 Chrome-plated solid brass body.  
 PEX Flexible with filter, reduced-stagnation solenoid valve Ø 15mm for compression fittings.  
 Fixing reinforced by 2 stainless steel rods.  
 Anti-blocking security.  
 Suitable for people with reduced mobility.  
 10-year warranty.

### TECHNICAL CHARACTERISTICS

#### TEMPOMATIC 2 electronic tap - Ref.44400615

Technology	Electronic
Debit	4 lpm
Conector	M1/2" Ø 15mm
Supply	6V battery
Supply	6V batteries
Drop Height	125 mm
Spout Length	145 mm
Installation:	Deck-mounted

### ADVANTAGES

-  Total hygiene: no manual contact
-  85% water savings
-  Independent IP65 electronic control unit
-  Anti-bacterial proliferation duty flush

