

## Single hole pre-rinse set with mixer

Ref. 5832

With bib tap and swivelling telescopic spout



### DESCRIPTION

#### Single hole pre-rinse set with mixer - Ref.5832





Complete pre-rinse set with bib tap.  
 Suitable for intensive use in professional kitchens.  
 Single hole deck-mounted mixer with:

- valve heads with reinforced mechanism and ergonomic controls.
- F3/8" flexible hoses and non-return valves.
- fixing reinforced by 2 threaded rods and back nuts.

Bib tap with swivelling, tubular spout L. 200mm.  
 - 20 lpm full flow rate achieved within 90° turn.  
 - valve head with reinforced mechanism and ergonomic control.

Black hand spray with adjustable jet and 10 lpm flow rate at the outlet (ref. 433009).  
 Scale-resistant hand spray with shock-resistant tip.  
 Reinforced, food-grade black flexible hose L. 0.95m.  
 3/4" brass column.  
 Adjustable wall bracket.  
 Stainless steel spring guide.  
 10-year warranty.

### ADVANTAGES

-  Rapid fill: full flow within the first 90°
-  Anti-torsion rotating nut and PVC sheath
-  Comfort: ergonomic controls, swivelling spout
-  Hygiene: PVC flexible, scale-resistant spray

### TECHNICAL CHARACTERISTICS

#### Single hole pre-rinse set with mixer - Ref.5832

Inaltime	1080 - 1200 mm
Debit	20 lpm with the bib tap; 10 lpm via the hand spray
Conector	F3/8"
Finisaj	Chrome-plated brass
Drop Height	275 - 515 mm
Width to the wall	35 - 162 mm

