

Single hole pre-rinse set with mixer

Ref. 5825

With bib tap and swivelling tubular spout







DESCRIPTION

Single hole pre-rinse set with mixer - Ref.5825

Complete pre-rinse set with bib tap.
 Deck-mounted, single hole mixer with slimline control lever.
 Suitable for intensive use in professional kitchens.
 Supplied with F3/8" flexible connectors and non-return valves.
 Bib tap with swivelling tubular spout L. 200mm.
 - full flow rate 16 lpm within a 90° turn.
 - valve head with reinforced mechanism and ergonomic control.
 Black hand spray with adjustable jet and 10 lpm flow rate at the outlet (ref. 433009).
 Scale-resistant hand spray with shock-resistant tip.
 Black, reinforced, food-grade flexible hose L. 0.95m.
 3/4" brass column.
 Adjustable wall bracket.
 Stainless steel spring guide.
 10-year warranty.

ADVANTAGES

-  Anti-torsion rotating nut and PVC sheath
-  Comfort: ergonomic control, swivelling spout
-  Rapid-fill: full flow rate within the first 90°
-  Hygiene: PVC flexible, scale-resistant spray

TECHNICAL CHARACTERISTICS

Single hole pre-rinse set with mixer - Ref.5825

Inaltime	1105 - 1225 mm
Debit	bib tap 16 lpm; 10 lpm via the hand spray
Conector	F3/8
Finisaj	Chrome-plated brass
Drop Height	302 - 548 mm
Width to the wall	35 - 162 mm

