

Single hole mixer - 100 lpm

Ref. 5610

Mixer with high flow rate for plunge sinks

DESCRIPTION

Single hole mixer - 100 lpm - Ref.5610

Deck-mounted single hole mixer for professional catering.
 Mixer for plunge sinks with swivelling, tubular spout H. 315mm L. 300mm.
 Star-shaped, brass flow straightener.
 Water-free guided valve heads with reinforced mechanisms.
 Shock-resistant, ergonomic ball levers.
 Flow rate 100 lpm at 3 bar suitable for plunge sinks.
 Full flow rate within half a turn.
 Spout with smooth interior.
 Chrome-plated brass body and spout.
 Soldered copper pipe water inlets.
 Reinforced fixings.
 Suitable for intensive use in professional kitchens.
 10-year warranty.





TECHNICAL CHARACTERISTICS

Single hole mixer - 100 lpm - Ref.5610

Inaltime	385 mm
Debit	100 lpm
Conector	Copper tails
Finisaj	Chrome-plated brass
Drop Height	315 mm
Spout Length	300 mm



ADVANTAGES

-  Rapid fill: flow rate 100 lpm at 3 bar
-  Shock-resistant control levers for intensive use
-  Brass body and spout suitable for intensive use
-  Maximum hygiene: spout with smooth interior

