


TEMPOMATIC Electronic tap

Ref. 44115715

Mains supply, conical inlet Ø 15mm







DESCRIPTION

TEMPOMATIC Electronic tap - Ref.44115715

Cross wall electronic basin tap:
 Independent IP65 electronic control unit.
 230/12V mains supply with transformer.
 Flow rate pre-set at 3 lpm at 3 bar, can be adjusted from 1.5 to 6 lpm.
 Scale-resistant flow straightener.
 Adjustable duty flush (pre-set flush ~60 seconds every 24 hours after last use).
 Shockproof infrared presence detection sensor for wall ? 165mm.
 Anti-blocking security.
 Solenoid valve with filter and Ø 15mm conical inlet.
 Chrome-plated fixed spout L. 170mm for wall ? 165mm with anti-rotating pin.
 Threaded rods can be cut to size.
 10-year warranty.

ADVANTAGES

-  Total hygiene: no manual contact
-  90% water savings
-  Independent IP65 electronic control unit
-  Duty flush limits bacterial proliferation

TECHNICAL CHARACTERISTICS

TEMPOMATIC Electronic tap - Ref.44115715

Technology	Electronic
Debit	3 lpm
Conector	M1/2" Ø 15mm
Supply	230/12V mains supply
Spout Length	170 mm
Depth	165 mm
Installation:	Cross wall

