

MINIMAL wall-mounted corner washbasin

Ref. 120550

Polished satin 304 stainless steel






DESCRIPTION

MINIMAL wall-mounted corner washbasin - Ref.120550

Wall-mounted corner washbasin (90° angle).
 Basin internal diameter: 320mm.
 Clean and simple design.
 Bacteriostatic 304 stainless steel.
 Polished satin finish.
 Stainless steel thickness: 1.2mm.
 Rounded edges prevent injury.
 Without tap hole.
 Supplied with 1¼" waste.
 Without overflow.
 Supplied with fixings.
 CE marked. Complies with European standard EN 14688.
 Weight: 4kg.
 10-year warranty.

ADVANTAGES

-  Bacteriostatic 304 stainless steel, smooth surface
-  Rounded edges prevent injury
-  Clean and simple design

TECHNICAL CHARACTERISTICS

MINIMAL wall-mounted corner washbasin - Ref.120550

| | |
|----------|------------------------------------|
| Inaltime | 150 mm |
| Lungime | 340 mm |
| Finisaj | Polished satin 304 stainless steel |
| Finisaj | Polished Satin Stainless Steel |
| Width | 420 mm |
| Grosime | 1.2 mm |

