

REDO wall-mounted washbasin

Ref. 121710

Polished satin 304 stainless steel



DESCRIPTION

REDO wall-mounted washbasin - Ref.121710




Wall-mounted washbasin.
 Basin internal diameter: 320mm.
 Clean and simple design.
 Bacteriostatic 304 stainless steel.
 Polished satin finish.
 Stainless steel thickness: 1.2mm.
 Rounded edges prevent injury.
 With central tap hole Ø 35mm.
 Supplied with 1¼" waste.
 Without overflow.
 Supplied with fixing elements.
 CE marked. Complies with European standard EN 14688.
 Weight: 3kg.
 10-year warranty.

TECHNICAL CHARACTERISTICS

REDO wall-mounted washbasin - Ref.121710

Inaltime	150 mm
Lungime	375 mm
Finisaj	Polished satin 304 stainless steel
Finisaj	Polished Satin Stainless Steel
Width	430 mm
Grosime	1.2 mm

ADVANTAGES

-  Bacteriostatic 304 stainless steel, smooth surface
-  Rounded edges prevent injury
-  Clean and simple design

