

TEMPOFLUX time flow urinal valve

Ref. 778766

Time flow 7 seconds. For DELABIE DELTACÉRAM urinals.

DESCRIPTION

TEMPOFLUX time flow urinal valve - Ref.778766

Exposed time flow urinal valve:
 For DELABIE DELTACÉRAM urinals.
 Wall-mounted exposed installation.
 Soft-touch operation.
 Time flow pre-set at ~7 seconds.
 Flow rate pre-set at 0.15 L/sec. at 3 bar, can be adjusted up to 0.3 L/sec.
 Innovative stopcock and flow rate adjustment system integrated in the wall plate (patented).
 Complies with European standard EN 12541 (class II acoustic level).
 Chrome-plated solid brass body M $\frac{1}{2}$ ".
 With chrome-plated neck tube.
 Angled for recessed inlet.
 Suitable for people with reduced mobility.
 10-year warranty.





TECHNICAL CHARACTERISTICS

TEMPOFLUX time flow urinal valve - Ref.778766

Technology	Time flow
Inaltime	290 mm
Debit	0.15 l/sec
Conector	1/2"



ADVANTAGES

-  Time flow 7 seconds
-  Soft-touch operation
-  Stopcock built-in to wall plate
-  Sleek design

