DELABIE

Water Controls for Public and Commercial Places

Offices, Education, Sport & Leisure, Stadia, Transport, Secure Sector, Factories, HORECA



DELABIE

delabie.com
available features

CONTACTS

HEAD OFFICE & PRODUCTION SITE
18, rue du Maréchal Foch
80130 Friville
FRANCE

delabie.com

EXPORT
Tel. +33 (0)3 22 60 22 **72**
Fax +33 (0)3 22 60 22 82
export@delabie.fr

QUOTES
Tel. +33 (0)3 22 60 22 **72**
Fax +33 (0)3 22 60 22 82
export.quotes@delabie.fr

TECHNICAL SUPPORT
Tel. +33 (0)3 22 60 22 **74**
Fax +33 (0)3 22 30 31 07
sav@delabie.fr

ISO 9001 DEKRA Certification

Certification ISO 9001: 2015 quality management system

ACS

Certificate of Sanitary Conformity.
All DELABIE products conform to the CPDW* directive modified 29/05/1997, and the French Ministry of Health circular DGS/SD7A2002 no. 571 dated 25/11/2002.

* Construction Products in Contact with Drinking Water (European Commission).

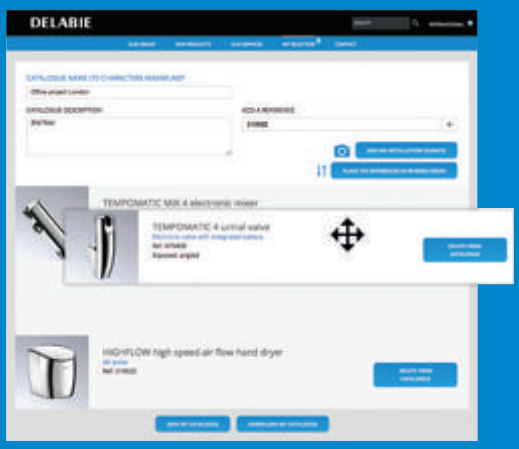

CREATE A PERSONALISED CATALOGUE

Create your own catalogue using **your own product selection.**

You can **personalise** it by giving it a project name and description, by choosing the order for the products to appear and by adding lifestyle images.

This catalogue will then be available in **Word, PDF and Excel** formats.



DATASHARE: ALL THE DOCUMENTS ARE FREELY AVAILABLE

Datashare is DELABIE's **platform to download files.**

There is no need to sign-in.

Product files, technical descriptions, photos, line drawings, BIM and AutoCAD files, installation guides and certificates are all available online.



BIM: DELABIE'S CORE PRODUCTS ARE NOW AVAILABLE

To meet the requirements of BIM technology, DELABIE has modelled its core products.

Available in 2 formats - **REVIT** and **IFC,** the files can be downloaded via the relevant product data sheet or via datashare.

The list of references available in BIM format is available in **Our Services - BIM Files.**



SUITABLE FOR TABLETS AND SMARTPHONES

DELABIE

COMMERCIAL SOLUTIONS 3
LABELS & CERTIFICATION 8
WATER QUALITY REGULATIONS 13

COMMERCIAL SOLUTIONS 3



ELECTRONIC CONTROLS 19
TIME FLOW CONTROLS 39
HANDS-FREE CONTROLS 58
WATER FOUNTAIN FITTINGS 60
ADDITIONAL FITTINGS 61

BASINS 17



ELECTRONIC PANELS 67
TIME FLOW PANELS 75
ELECTRONIC CONTROLS 95
TIME FLOW CONTROLS 99
FLOOR TRAPS 119
TERMINAL FILTERS 125

SHOWERS 65



GROUP THERMOSTATIC MIXING VALVES 136
THERMOSTATIC MIXING VALVES 140

THERMOSTATIC MIXING VALVES 129



ELECTRONIC CONTROLS 145
HYBRID SOLUTIONS 156
TIME FLOW CONTROLS 159
ADDITIONAL FITTINGS 170
RECOMMENDATIONS 174

URINALS 143



ELECTRONIC CONTROLS 186
TIME FLOW CONTROLS 192
FLUSH TUBES 202

WCs 181



FRAME SYSTEMS FOR URINALS 208
FRAME SYSTEMS FOR WCs 214
ADDITIONAL FITTINGS 224

FRAME SYSTEMS 205



BASIN CONTROLS 230
SHOWER CONTROLS 232
URINAL CONTROLS 234
WC CONTROLS 235

SECURE SECTOR 227



SAFETY SHOWERS 242
EYE WASH STATIONS 244

SAFETY CONTROLS 239



SANITARY TECHNICAL DATA 248
SPARE PARTS 252
CERTIFICATION 258
REFERENCE INDEX 260

SPARE PARTS INDEX 247



WATER SAVINGS

Water, a precious resource
Water bills are increasing due to the scarcity of water and the increasing costs of treatment and redistribution. In developed countries, average water consumption per person has multiplied by 10 in a century and doubled in the last 30 years.
(Source: Centre for Information about Water, France).

In public and commercial places, the average consumption is 50% higher than for domestic use. It represents 200 litres per day, per person. In some specific environments (hospitals, hydrotherapy centres, etc.) it can even exceed 500 litres per day, per person. In these environments the users' behaviour is different as they are not the ones who pay.
Any malfunctions or leaks take longer to be reported and fixed than in a domestic household.

Lowering water consumption
For better control of water consumption, the flow rates of DELABIE's water controls are among the lowest in the world: 3 lpm for basins and 6 lpm for showers.

Split delivery and automatic shut-off systems remove the risk of waste through user negligence. The time flow on basin controls is limited to 7 seconds.

The WCs' 3L/6L dual flush, the urinals' 3-second flush or the electronic urinals' high-frequency mode, are all examples of ways to optimise water consumption.

All these DELABIE solutions and systems ensure significant water and energy savings, without compromising efficiency or user comfort.

Example of annual water savings

	Airport	Service station	Offices
Number of basins	1,500	20	125
Number of uses / day	600	250	30
Number of days open / year	365	365	230
Consumption / year (domestic 9 lpm)	1,576,800m³	8,760m³	4,140m³
Consumption / year (DELABIE 3 lpm)	197,100m³	1,095m³	518m³
Annual savings Excluding VAT	**8,278,200€**	**45,990€**	**21,735€**

Average price per m³ of mixed water in France: 6€ excl. VAT.
See water consumption comparison page 19.

ENVIRONMENTAL LABELS

DELABIE's mixers and taps are designed for public and commercial places. Their performance level fully exceeds the highest standards required by accreditation schemes such as WELL, WEPLS, EU Ecolabel, European Water Label, etc. which are mostly concerned with domestic mixers and taps.

DELABIE is committed to the main environmental labels for buildings such as BREEAM, LEED, HQE, ESTIDAMA, etc. Solutions for optimising flow rates and automatic shut-off are examples of ways to reduce water and energy consumption.

DELABIE's mixers and taps can help project managers achieve the highest performance levels for buildings within these schemes. *For more information see page 8.*

DESIGN

Commercial environments and design
DELABIE's products, known for their endurance and reliability, have a timeless design.
The diversity of the product range fits in perfectly with any commercial installation.
In an office building or a shopping centre, it is paramount that the product design fits in with its surroundings.
In prisons, products must be resistant and secure: concealed mechanisms, streamlined design, etc.

Design without constraints
Aesthetic products are subject to less vandalism as they are better respected. The smooth shape of the mixers and taps reduces the build-up of dirt and facilitates cleaning. Easy but secure access to the control mechanisms provides easy maintenance.

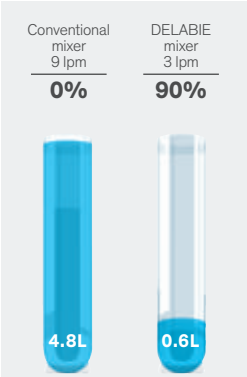

Water saving per use (electronic basins)



Optimal time flow (basins)

Discover our water savings video

Building ratings


Timeless design



Soft-touch operation



No manual contact



Anti-scalding safety



Temperature stability



Reducing the risk of harm



System hygiene

COMFORT AND ERGONOMICS

Adapting to each individual
DELABIE's products are suitable for all types of public and commercial places: schools, airports, service stations, etc. The solutions are designed for all types of user regardless of their age, culture, or level of independence: the use of DELABIE's products is intuitive.
Some models incorporate automated features.

Preserving user comfort
Washrooms in public and commercial places should provide the user with the same level of comfort found at home.

Thermostatic controls deliver water at a stable temperature. The progressive temperature lever ensures safe temperature control. Soft-touch operation or automatic systems are easy for the elderly, disabled people or children to use.
Direct flush valves have a low acoustic level and comply with the European standard EN 12541 class II.
The shower head nozzles, regulated at only 6 lpm, and flow straighteners provide a comfortable water flow.

A WIDE PRODUCT RANGE

A diverse product range enables DELABIE to meet the needs and requirements of public and commercial environments.

DELABIE's products fit basins, showers, urinals and WCs.
Water controls are available in various different models: deck-mounted, wall-mounted, recessed or cross wall for the secure sector, for example.
Different technologies are available: electronic, time flow, mechanical and instant controls.
Thermostatic mixers, anti-blocking systems, waterproof housings, soft-touch operation, etc., are amongst the examples of features adapted to specific uses.

SAFETY

Anti-scalding
The temperature of sanitary hot water found in systems is very high.
All DELABIE mixers are fitted with a maximum temperature limiter.
On thermostatic models, the anti-scalding safety instantly shuts off the supply of hot water in the event of cold water supply failure.

Temperature stability
PREMIX and SECURITHERM thermostatic mixers regulate the temperature precisely. Even if there are pressure variations between the cold and hot water supplies, the temperature remains stable.

Reducing the risk of harm
User safety is taken into account right from the product design stage. Rounded and de-burred edges prevent any risk of injury. The streamlined and sleek design provides additional security.

HYGIENE

Maximum user hygiene
Time flow and electronic controls offer maximum hygiene to users.
No manual contact after the valve shuts off, prevents the spread of germs by hand.
An automatic flush guarantees rinsing after each use. Good hygiene is ensured for the next user.

System hygiene
Unused mixers or taps (isolated point-of-use, washrooms closed during the holidays, etc.) leads to water stagnation in the system and can cause the development and proliferation of bacteria.
All DELABIE's electronic controls are fitted with a duty flush programme. An automatic flush activates every 24 hours after the last use.

In WCs with cisterns, stagnant water at ambient temperatures encourages the development of bacteria. Direct flush systems are one of the many solutions DELABIE offers for maximum hygiene in public and commercial places.

These different concepts offered by DELABIE mean that installations can comply with new European standards (German regulation Trinkwasser, French Directive of the 1st February 2010, etc.).

Pathogen-free mixers and taps
DELABIE's water controls are tested in water prior to dispatch. To ensure that products are not contaminated, DELABIE has developed a rigorous bactericidal water treatment process.

Regular bacteriological surveillance is recorded, leading to immediate action in the event of detection. DELABIE guarantees that dispatched products contain no traces of pathogenic bacteria.


DELABIE


DELABIE

VANDAL-RESISTANT

DELABIE's controls have been specifically made from durable materials such as brass, stainless steel and reinforced fibreglass to withstand voluntary and involuntary vandalism.

DELABIE's products have a sleek design to limit the possibility of unwanted removal.
To prevent abuse and waste, certain models are fitted with an anti-blocking system.

In areas with high levels of vandalism, cross wall or recessed models are ideal. The mechanisms and fixings cannot be accessed by the user.

EASY TO INSTALL

To save time during installation, DELABIE's products are quick to install and adjustments are kept to a minimum.

Flow rates are pre-set at economical levels which prevent splashing and require no further adjustment, even for group installations.
Flow rates can still be adjusted to avoid excessive or insufficient pressure and/or achieve optimised levels for environmental labels.
Automatic flow rate regulation is integrated, for example, in the shower systems.

Shower panels are delivered ready to install.
Basin mixers are supplied with flexibles that have pre-fitted stopcocks, filters and non-return valves.

MINIMAL SERVICING

All DELABIE's mechanisms are made from scale-resistant materials and are self-cleaning.
The timing systems are made from Hostaform®
(a smooth material on which scale does not adhere).

Flow straighteners and shower head nozzles have a special system which reduces water retention and the build-up of scale.
All mixers/taps are supplied with filters, to protect the controls from impurities found in the system.

SIMPLE TO MAINTAIN

DELABIE's mechanisms are integrated in the one-piece modules.
Access is easy with no need to remove the tap or valve, whilst guaranteeing resistance to vandalism.

Components are standardised and interchangeable.
Electronic systems have integrated LEDs to aid diagnostic checks.

DELABIE's technical support is available to provide any assistance necessary. All installation guides are available online at www.delabie.com.

RELIABILITY

Superior endurance
All DELABIE's products are subjected to endurance tests under extreme conditions in DELABIE's laboratories.

The products are designed specifically for intensive use in all types of public and commercial environments and in highly frequented places.

Resistance to intensive use
The average lifespan of the batteries is as much as 350,000 cycles, i.e. 3 to 6 years.
Mechanisms with calibrated groove timing systems or solenoid valves are self-cleaning. Their lifespan is a minimum of 500,000 operations.
There is no metal-metal or metal-plastic friction, ensuring reliable and durable timing.

WARRANTY

All DELABIE's time flow and electronic controls have a 10-year warranty.



Vandal-resistant



Anti-blocking system



Flow rate adjustment



Simple to maintain



Superior endurance



ENVIRONMENTAL LABELS

Saving drinking water is a growing concern, whether it is to achieve green credentials for a building or, more generally, in an ecological context.
An adapted mixer, tap or valve ensures the sanitary quality of the water and its sustainable use.

Today, many project owners want an accreditation for their building as solid proof of its environmental performance.
Destined for accommodation, industrial or commercial use, the certified building sees its heritage value increase with a "sustainability stamp".

In the current context of global warming and the rising cost of energy resources, sustainable use of the building is synonymous with saving energy.

Reducing water consumption is also an integral part of achieving accreditation.
These savings also help to reduce the energy bill by reducing the energy required to heat the water (it takes approximately 34kW to heat 1m³ of water).

DELABIE is committed to the environmental approach for buildings in accordance with the main environmental labels such as BREEAM, LEED, HQE, ESTIDAMA, etc.

DELABIE is also participating in the development of an environmental label as part of the European Bathroom Forum. This label is voluntary and will come into effect when it is approved by the European Commission.



THE ADVANTAGES OF SPECIALIST WATER CONTROLS FOR PUBLIC PLACES

The DELABIE Group, committed to preserving the future, contributes to sustainable development by limiting the use of natural resources.

Water savings
DELABIE's water controls (electronic and time flow) reduce waste and prevent user neglect.

Water volumes are optimised to the necessary minimum without altering efficiency and comfort during use.

> **Choosing DELABIE products is choosing environmentally friendly products**

Water controls which shut-off automatically reduce waste and prevent user neglect.
This is achieved when hands are removed from the detection zone (for electronic controls) or after a timed flow (for time flow controls): 7 seconds for washbasins and WCs, 30 seconds for showers and 3 seconds for urinals.

For perfect optimisation of the water resource, the flow rates of DELABIE's water controls are reduced to 1.5 lpm for washbasins, 6 lpm for showers or 9L for urinals.

> **Automatic shut-off and reduced flow rates for better control of water consumption**

WCs with 3L/6L dual flush, adaptable flush programmes on the electronic controls and the high-frequency mode on urinals are additional ways to save water.

> **DELABIE designs ecological water controls**

DELABIE's water controls support **an environmental and ethical approach**

GREEN time flow solutions
DELABIE's time flow controls operate independently without electrical supply, therefore, they do not consume any energy.

> **Autonomous time flow controls**

They are made from sustainable materials that are 100% recyclable.

They are equipped with self-cleaning, time flow mechanisms. Their lifespan exceeds 500,000 operations.

Economical electronic solutions
DELABIE's electronic controls require very little energy to operate.
The battery-operated versions operate independently for 3 - 6 years on average.
They use standard, affordable and recyclable batteries.

> **Economical electronic water controls**

The first principle of saving water is to **prevent waste**

Effective direct flush system for WCs
Flush valves consume a significant amount of water.

Leaks from cisterns are practically invisible and can quickly inflate the water bill.

DELABIE develops direct flush systems exclusively. Connected directly to the system, the flush is more effective, with no water stagnation and a reduced risk of leaks. The flush mechanisms are reinforced for intensive use.
The 3L/6L dual flush, which can be adjusted to 2L/4L, on the time flow versions, helps to reduce the water volume.
Electronic water controls offer intelligent flushing which adapts to the required use.

Sustainable water controls
In addition to their undeniable advantages in terms of sustainable development, they also provide guarantees of reliability, simple maintenance and hygiene.

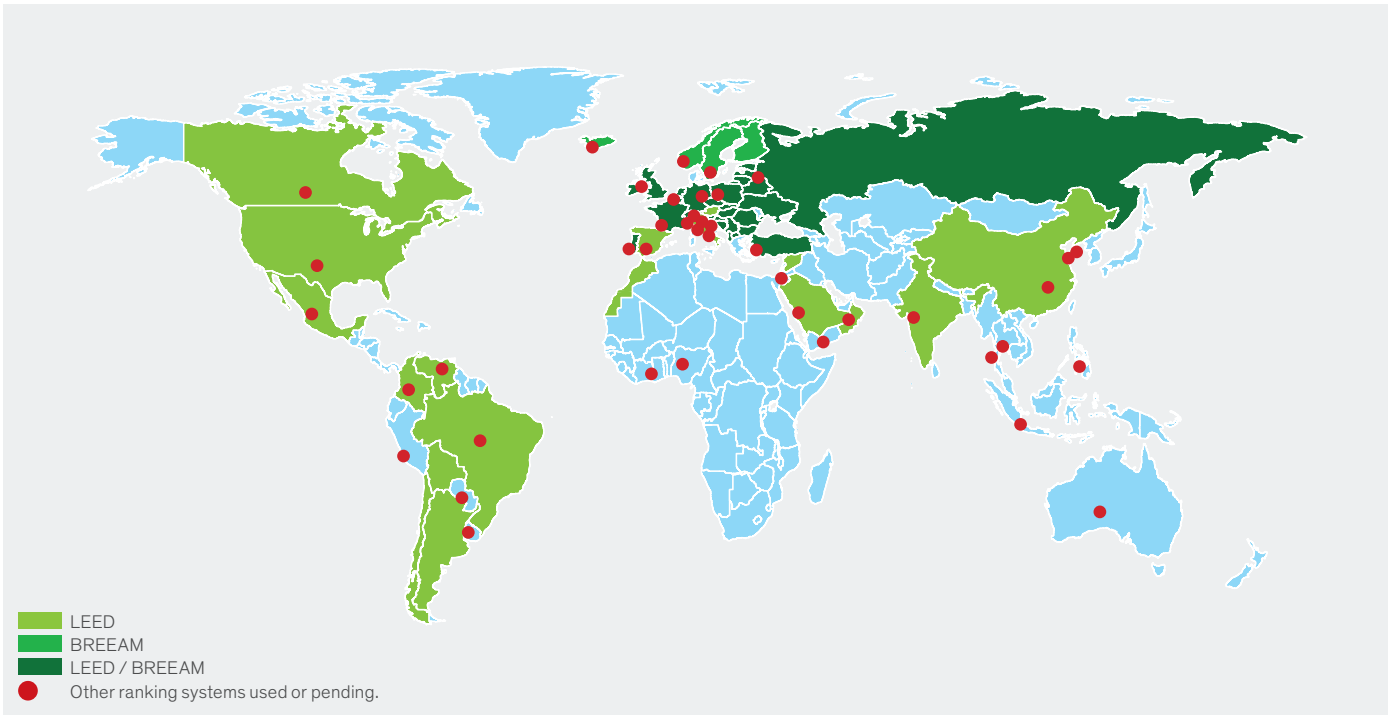

THE PRINCIPAL ACCREDITATION SCHEMES FOR BUILDINGS

American LEED

Leadership in Energy and Environmental Design

- High environmental quality buildings
- Global evaluation for buildings
- Credit system
- 4 levels of certification

British BREEAM

BRE's Environmental Assessment Method

- Sustainable building development
- Environmental performance
- New buildings or refurbishment projects
- Credit system

French HQE

"Haute Qualité Environnementale"

- Environmental approach
- Controlling the building's lifecycle
- Points system
- 3 levels of performance

Dutch BREEAM NL

BRE's Environmental Assessment Method

- Sustainable building development
- Environmental performance
- New buildings or refurbishment projects
- Credit system

German DGNB

"Deutsche Gesellschaft für Nachhaltiges Bauen"

- Sustainable quality and building development
- Hydro-economic solutions
- New buildings
- Points systems with 3 levels of certification

German BNB

"Bewertungssystem Nachhaltiges Bauen für Bundesgebäude"

- Sustainable approach
- Controlling the building's lifecycle
- Public buildings
- Points systems with 3 levels of performance

Middle Eastern ESTIDAMA

Sustainable development

- Sustainable way of life
- Methodology for building design
- Preservation of Abu Dhabi
- 3 levels of certification

ENVIRONMENTAL LABELS

The performance levels of DELABIE's water controls, in terms of water and energy savings, help to achieve the highest levels of the international environmental labels.



EUROPEAN AND GLOBAL CERTIFICATION

ACS: "Attestation de Conformité Sanitaire"
CPDW directive
Decree of 29 May 1997, amended
Ministry of Health Circular
DGS/SD7A2002 no. 571 of 25 November 2002

CE certification
for electronic controls:
2014/30/UE and
2014/35/UE directives

NF EN certification
French and European standards
NF EN 816
NF EN 1111
NF EN 15091

Certification
ISO 9001: 2015
Quality Management System

The NF mark - SANITARY FITTINGS

Certificate of product conformity
- to the certification repository approved by CSTB and AFNOR
- to the additional technical requirements demanded by the market.

The products shown here comply with the French and European standard EN 816: taps/valves with automatic shut-off. *Decision no. 341-M1-18/2 of 26 March 2018* pronounced after tests undertaken in the CSTB laboratory.

Simple taps with automatic shut-off

Type of product		References	Acoustic class	Lap
L01	Basin	746000	I	18
L02 A	Basin	745100	I	15

Mixers with automatic shut-off

Type of product		References	Acoustic class	Lap
M01	Shower	790000	II	26
M02	Basin	795000	I	13

European water label (EU)
TMV3 (UK)
WRAS (UK)
BELGAQUA (BE)
WATERMARK (AU)
Ü ACOUSTIC (DE)
DIN-DVGW (DE)
GVD approval (DK)
PZH (PL)
ZNAK BUDOWLANY B (PL)
GA (HK)
WELS (HK)



WATER QUALITY: VARIOUS MONITORING POLICIES

France, Germany, the United Kingdom and the majority of European countries, each has their own specific regulatory requirements for monitoring bacteria in water systems.

These regulations have a common premise that can be found everywhere (circulating loops, hot water temperatures, etc.) but they also have specific aspects that could provide inspiration for other countries.
In the majority of European countries there is a legal obligation to safeguard the bacteriological quality of the water in the system by regular monitoring, sampling and analysis. However, the methods, and subsequent follow-up action, differ.

4.1 million healthcare acquired infections in Europe of which **37,000 are fatal**

In France, the search for legionella is obligatory. The Directive of 1st February 2010 identifies three levels of monitoring and sampling protocols. Since 1st January 2012, monitoring has been extended to all buildings open to the public. Germany has adopted the same threshold levels as France, while the United Kingdom is stricter: it conducts additional testing at levels over 100 Colony Forming Units per litre (CFU/L) and initiates curative procedures above 1,000 CFU/L.

30% of cases of legionnaires disease are in public or commercial places

Pseudomonas aeruginosa, considered the third largest cause of fatal nosocomial infections, is also being monitored. In France there aren't any regulations. Nevertheless, the technical guide *"Water in healthcare establishments"*, drawn up in 2005 by a working group under the aegis of the Ministry of Health, mentions the monitoring levels for Bacillus pyocaneus (Pseudomonas). This guide recommends quarterly checks at points where water is considered to be representative of the actual quality of distributed water.

The *Department of Health and Social Care* (DHSC), Ministry of Health for the United Kingdom, has addressed the issue of tap and water system contamination by this bacteria.

The *Health Technical Memorandum* (HTM 04-01), updated in 2017, provides guidance on best practice for monitoring and testing for these two pathogens, and identifying the level of contamination in water, to ensure compliance with current regulations. For Pseudomonas aeruginosa, action is initiated as soon as the alert level is reached, that is to say, above 1 CFU/100mL, as is done in France.

In Germany, in the framework of monitoring for Pseudomonas aeruginosa, hospitals and healthcare establishments must test twice a year.
The satisfactory level is 0 CFU/100mL.

Remember that this bacteria which colonises the system from the interior of tap/mixer spouts, rapidly becomes entrenched. If no solution is put in place once Pseudomonas aeruginosa is established in a mixer or tap, it will progressively colonise the tails and pipework. At this stage it will be impossible to eradicate and will become a threat to the whole system.

Regardless of the material of which the pipework and water controls are made, biofilm will form in all sanitary installations after a few weeks or months of operation.

This biofilm is the source of one third of nosocomial illnesses. According to *the National Institute for Health and Care Excellence* (NICE, 2014), it is estimated that 300,000 patients in England acquire a nosocomial infection as a result of care within the National Health Service.
The *European Centre for Disease Prevention and Control* (ECDC) calculates that healthcare-acquired infections affect 4.1 million patients every year and are responsible for 37,000 deaths annually.



Not forgetting that non-healthcare buildings that are open to the public are also at high risk. In effect, according to statistics by the *French National Institute for Public Health Surveillance (InVs)*, 30% of Legionella cases identified in 2015 were linked to visits to hotels, tourist accommodation, campsites, swimming pools and sports stadia, compared to 14% linked to healthcare facilities (hospitals, retirement homes, etc.).

"Hotels, tourist accommodation, campsites, swimming pools, stadiums, etc. are equally high risk."



Stagnation prohibited



Bypass prohibited



Measuring pressure



Measuring the temperature



Training relevant personnel

EUROPEAN WATER QUALITY REGULATIONS

Regular flush

According to the French, German and English regulations, water stagnation (in sanitary installations and mixers and taps) is a key factor in bacterial contamination.

The European standard EN 806-5 requires that those sections of the installation that are used infrequently should be flushed at regular intervals.

The recommended interval is once a week.

All public and commercial buildings are affected, in particular schools and council buildings during the school holidays, campsites out of season, unoccupied hospital rooms, etc.

The German Directive of April 2013, *Hygiene in Drinking Water Installations VDI/DVGW 6023*, requires purging to be carried out after 72 hours of stagnation in a sanitary installation (this also includes storage tanks).

Note that the water in the bypass is not sufficiently renewed. They are therefore prohibited.

If an installation is not used for 72 hours, rigorous protocols are put in place. DELABIE sees this as a step forward and proposes technical solutions to meet this requirement *(see opposite: electronic controls)*.

> **The German directive requires purging to be carried out after 72 hours of stagnation.**

Undersized pipework

The German regulation strictly prohibits oversized pipework because they promote bacterial growth by reducing the water velocity.

DELABIE, along the same lines, recommends slightly decreasing the diameter of the pipes to increase the water velocity to 2m/sec. (likewise the French regulation (DTU) recommends 1.5 m/sec.).

This measure prevents the excessive development of biofilm and helps to reduce the risk of contamination without increasing noise levels.

> **Oversized pipes are strictly prohibited.**

Training

Understanding the problems associated with bacterial growth in water systems helps to limit the risk of contamination.

Although French legislators have not yet focused on training those responsible for the water system, it is embedded and pursued in Germany (with three training levels, depending on the level of responsibility) and in the United Kingdom (with personnel competency and training programmes monitored by the *Water Safety Group*).

> **Training those responsible helps to control bacterial proliferation.**

Circulating loops

A circulating loop up to the point-of-use is not recommended. It doubles the length of the pipework and therefore double the water volume. The biofilm surface is increased and, as a result, the risk of bacterial development. Moreover, it makes it difficult to maintain high temperatures at all points in the circulating loop.

Finally, it also makes it difficult to keep the pipe run volume to less than the 3 litres recommended by European directives. Indeed, if the water temperature in a circulating loop is less than 50°C or 55°C (depending on the country), the water volume in the circulating loop must be included in the 3 litre maximum calculation.

> **A circulating loop up to the point-of-use is not recommended.**

Building Management Systems

Contrary to popular belief, Building Management Systems are not recommended by European directives as they can be complicated, difficult to handle and extremely costly and do not take away liability if a problem occurs.

Indeed, changing the setting adjustments, which is possible on these systems, can be dangerous and implies a high degree of liability.

DELABIE'S SPECIFIC ADVANTAGES

DELABIE is particularly concerned with the fight against, and prevention of, bacterial development. The company is constantly developing new products with unique features.

Electronic controls
DELABIE's models are programmed with a periodic duty flush.
An automatic flush takes place every 24 hours after the last use, to prevent water stagnation and, therefore, bacterial proliferation.

Similarly, DELABIE has developed a reduced-stagnation solenoid valve (patented).
Unlike all other available models which have areas of permanent water stagnation, the water is completely renewed inside DELABIE's solenoid valve.
For more information see page 19.

DELABIE's electronic controls are unique in being able to guarantee a **regular and complete renewal of the water** in all the internal parts.
Required by the standard EN 806-5

Thanks to these characteristics, DELABIE's electronic controls are the only ones to guarantee a regular and complete renewal of the water in all the internal parts, avoiding any risk of bacterial proliferation. They are therefore the only ones which comply with the European standard EN 806-5.



Reduced-stagnation solenoid valve

Thermostatic mixing valves
To reduce the risk of bacterial development (legionella etc.), public and commercial buildings should distribute hot water at temperatures of at least 50°C (55°C in healthcare facilities). To reduce the risk of scalding, all DELABIE's thermostatic mixing valves are fitted with special safety devices.
They are supplied with a maximum temperature limiter pre-set at the factory.
The PREMIX range of group thermostatic mixing valves allows the facilities manager to maintain temperatures that comply with the regulations while ensuring user safety.
For more information see page 129.

Scalding can also be prevented at the point-of-use itself thanks to the SECURITHERM range of mixers and shower panels.

PREMIX and SECURITHERM models ensure that the hot water supply shuts off if the cold water supply fails.

Direct flush with no cistern
The insides of toilet cisterns are covered in biofilm. The large surface area of cisterns, plus water stagnation, make the cistern a major risk factor for the proliferation of bacteria; they can spread in sanitary installations.
By removing the need for toilet cisterns, DELABIE's direct flush valves eliminate the risk of bacterial proliferation.
For more information see page 182.

Flush system with no cistern
- no water stagnation
- no bacterial development



TEMPOMATIC 4
Automatic duty flush
Reduced-stagnation solenoid valve



PREMIX
Maintains the temperature in the system
Anti-scalding safety



TEMPOFLUX 3
Direct flush with no cistern



Basins

ELECTRONIC CONTROLS
19



TIME FLOW CONTROLS
39



HANDS-FREE CONTROLS
58



WATER FOUNTAIN FITTINGS AND HAND-WASH BASINS
60



ADDITIONAL FITTINGS
61




DELABIE

HYGIENE AND CONTROLLING BACTERIAL PROLIFERATION

Opens/closes automatically, with no manual contact
DELABIE's electronic mixers and taps are operated by active infrared detection.
Flow opens when the detector senses hands and shuts off automatically when hands are removed from the detection zone.
No manual contact prevents the spread of germs by hand.

Anti-bacterial duty flush programme
If a mixer or tap is not used for prolonged periods of time, water stagnates in the pipework, which favours the development of bacteria (e.g. isolated points-of-use, facilities closed during holidays, etc.).
DELABIE's electronic mixers and taps have a duty flush programme.
An automatic flush takes place for approximately 60 seconds every 24 hours after the last use (programmable on some models).

Reduced-stagnation solenoid valve
Most solenoid valves are fitted with a rubber membrane behind which water stagnates and is not renewed. This can lead to bacterial proliferation.
DELABIE has developed a technology without a membrane (patented system).
With this piston-operated solenoid valve, water is drained and renewed with every use which reduces niches where bacteria can develop.
The solenoid valve's self-cleaning system with a calibrated groove reduces the build-up of dirt.
Furthermore, its slow closure eliminates water-hammer.

Hygienic flow straightener
Unlike conventional aerators, DELABIE's flow straighteners are specially made from Hostaform®, a material that is highly scale-resistant (build-up of scale is 10 times slower).
They minimise water retention and the build-up of dirt, and prevent the spread of germs.

PEX flexible hoses
These flexible hoses will withstand the thermal and chemical shocks undertaken in public and commercial buildings for preventative or curative treatments against the development of bacteria.

Pathogen-free mixers and taps
DELABIE guarantees that its mixers and taps will be delivered free from pathogenic bacteria.
For more information see page 4.

90% WATER AND ENERGY SAVINGS

Water savings
Compared to conventional mixers and taps, DELABIE's electronic mixers and taps can offer maximum water savings. They ensure the manager's water bills can be reduced whilst preserving user comfort.

- **Automatic shut-off and split delivery**
  The mixer or tap shuts off automatically when hands are removed from the detection zone.
  This removes the risk of waste through negligence.
  The anti-blocking security activates to prevent the mixer or tap from flowing continuously.
  The flow time is reduced to the necessary minimum (wetting, rinsing).
- **Flow rate regulated at 3 lpm**
  DELABIE's electronic mixers and taps are regulated at 3 lpm. The flow rate remains constant regardless of pressure variations in the system. The flow rate can be adjusted from 1.5 *(see environmental labels)* to 6 lpm.

Energy savings
DELABIE's electronic mixers and taps do not require much energy to operate. DELABIE has chosen infrared active pulse technology, a low-power consumption solution.
The infrared beam is emitted intermittently, saving energy while ensuring effective detection.
DELABIE's battery-operated electronic models have an average lifespan of 350,000 cycles (i.e. 3 to 6 years) depending on the frequency of use.
The Lithium batteries are widely available, affordable and recyclable.
The significant hot water savings provided by DELABIE's mixers and taps also result in energy savings.

Environmental labels
The water and energy saving performance of DELABIE's electronic mixers and taps means that the buildings achieve the highest performance standards for international rating schemes such as LEED, BREEAM, HQE or ESTIDAMA.
For more information see page 8.



Hygiene and controlling bacterial proliferation



Reduced-stagnation solenoid valve



No manual contact



Water savings per use

COMPARISONS OF WATER CONSUMPTION

Comparison between a conventional mixer and a DELABIE electronic mixer

Flow rate	Wetting	Soaping	Rinsing	Water consumption
9L	5 sec.	20 sec.	7 sec.	4.8L / 32 sec.
3L	5 sec.		7 sec.	0.6L / 12 sec.



Vandal-resistant



Reinforced fixing



Diagnostic LED



Simple to maintain



SPECIFICALLY DESIGNED FOR COMMERCIAL ENVIRONMENTS

Resistant to intensive use and vandalism
DELABIE's electronic mixers and taps are specifically designed to withstand intensive use and vandalism, both voluntary and involuntary.
The mixer and tap bodies are made from chrome-plated metal, fitted with shock-resistant mechanisms and sensors. The reinforced fixings will stand up to intensive use. Streamlined designs discourage attempts at vandalism.
To prevent abuse and waste, all models are fitted with a system to avoid blocking during flow.
For areas that require tamperproof installations, there are recessed and cross wall versions which have mechanisms that cannot be accessed by the user.

Easy to install
DELABIE's products are easy to install and adjustments are kept to a minimum in order to save time during installation.

- **Independent electronic control unit: BINOPTIC, TEMPOMATIC 2 and PRO models**
  Depending on the model, there is an option to adjust the presence detection distance, to change the operating mode (ON/OFF or automatic) and change the duty flush settings.
  The battery-operated models work autonomously for 3 to 6 years.
  The electronic control units are waterproof (IP65) with diagnostic LEDs to facilitate servicing.
- **Electronic unit and solenoid valve integrated in the body of the mixer/tap*: TEMPOMATIC 3 and 4 models**
  Can be installed on any isolated point-of-use, for new builds as well as renovation.
  - **6V Lithium batteries*:**
    There are no electrical connections required. Simply connect the flexibles to the supply pipes in the same way as for a conventional mixer/tap. No special adjustment is necessary, the mixer/tap is ready to operate independently for 3 to 6 years. A red LED will flash for 15 days to indicate that the battery life is low. The batteries can be changed without shutting off the water supply or removing the mixer/tap.
  - **230/6V mains supply (plug in or recessed)*:**
    To operate, simply connect the flexibles to the supply pipes and connect the electrical supply to the mixer/tap via a plug and socket or recessed connection close to the basin.
    This does not require any specific maintenance (no battery changes).

* Depending on model

Reliable presence detection
DELABIE has chosen the most reliable detection system: infrared active pulse. It cannot be adjusted or affected by variations in light levels. On models with a sensor at the end of the spout, the infrared beam adapts automatically, to ensure that the hands are detected in any position.

Minimal servicing and simple to maintain
The scale-resistant solutions (flow straighteners, mechanisms) and the filters ensure minimal servicing. Maintenance is easier. The spare parts are standardised to ensure quick and easy replacement by maintenance staff.
The electronic control units are fitted with LEDs to aid diagnostic checks, and access to the components (batteries, solenoid valve) is direct, without having to remove the mixer/tap.

Technical characteristics

Operating pressure	1 - 5 bar, 3 bar recommended
Pressure differential CW / HW	ΔP < 1 bar
Electrical supply*	230V / 50 Hz class II (without earth connection)
Electronic unit*	Independent waterproof IP65
6V Lithium batteries*	123 or 223 standard batteries Average lifespan ~350,000 cycles or 3 - 6 years
Duty flush programme can be adjusted*	OFF or 60 sec. 12hr or 24hr after the last use
Automatic shut-off in event of negligence	Prevents blocking in the open position
Temperature limiter	Can be adjusted
HW supply	55°C max
Recommended installation height for wall-mounted mixers/taps	110 - 200mm above base of bowl
CE	Complies with European directives CEM 2014/30/UE and BT 2014/35/UE

* Depending on model

10-year warranty against any manufacturing defects.

DESIGN

DELABIE's products, known for their endurance and reliability, have a timeless design. The diversity of the product range fits in perfectly with any commercial installation.
In an office building or a shopping centre it is paramount that the product design fits in with its surroundings. Aesthetic products are subject to less vandalism as they are better respected. The smooth shape of the mixers and taps reduces the build-up of dirt and facilitates cleaning. Easy but secure access to the control mechanisms provides easy maintenance.

SENSOR AT THE END OF THE SPOUT
Hands can be detected in any position

6V LITHIUM BATTERIES
Average lifespan 3 - 6 years (~350,000 cycles)
Replace without removing the mixer/tap
or shutting off the water

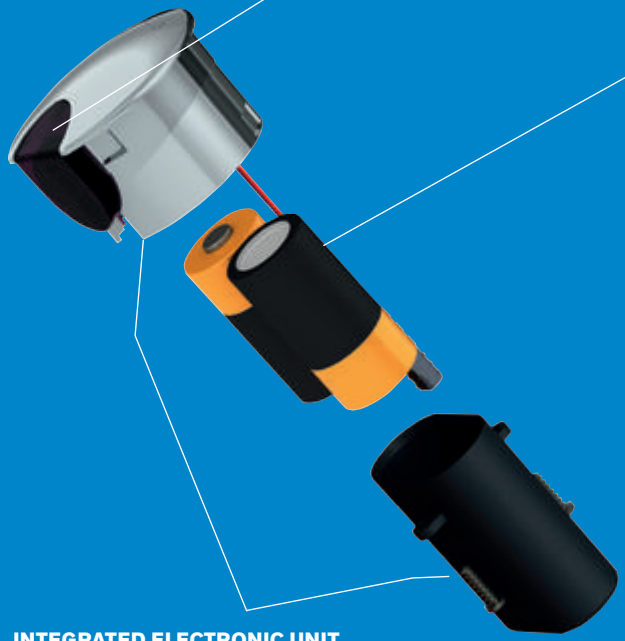

INTEGRATED ELECTRONIC UNIT PROTECTED BY A WATERPROOF CAP
Easy to maintain

REDUCED-STAGNATION SOLENOID VALVE (patented)
Reduces build-up of dirt and bacterial development
Slow closure with no water hammer

DIRECT ACCESS TO BATTERIES AND SOLENOID VALVE
Easy to maintain



MAXIMUM TEMPERATURE LIMITER CAN BE ADJUSTED
Anti-scalding safety

SCALE-RESISTANT FLOW STRAIGHTENER 3 LPM (patented)
Water savings and minimal servicing

PROGRESSIVE TEMPERATURE CONTROL LEVER
Improved comfort

Displayed model: TEMPOMATIC MIX 4 (ref. 490006)

- **Water savings**: 90%
- **Hygiene**: no manual contact, reduced-stagnation solenoid valve, anti-bacterial duty flush
- **Easy to install**: electronic system and batteries integrated into the body of the mixer
- **Easy to replace the batteries**: after 3 - 6 years, without removing the mixer or shutting off the water supply

TEMPOMATIC MIX 4

Deck-mounted electronic basin mixer



- **230/6V mains supply** or **battery-operated with integrated 123 6V Lithium batteries.**
- **Reduced-stagnation solenoid valve and electronic unit integrated** into the body of the mixer.
- **Flow rate pre-set at 3 lpm** at 3 bar, can be adjusted from 1.5 - 6 lpm.
- **Scale-resistant flow straightener.**
- **Duty flush** (~60 seconds every 24 hours after last use).
- Active, infrared presence detection, sensor at the end of the spout optimises detection.
- Chrome-plated solid brass body.
- Cap fixed in place by 2 concealed screws.
- PEX flexibles with filters and non-return valves.
- Fixing reinforced by 2 stainless steel rods.
- Anti-blocking security.
- Side temperature control with adjustable maximum temperature limiter.

TEMPOMATIC MIX 4 mixer	
Recessed mains supply	
With stopcocks F⅜"	**490000**
With stopcocks Ø 15mm for compression fittings	**49000015**
Without stopcocks, F⅜"	**490100**
Plug-in mains supply	
With stopcocks F⅜", European plug	**490001**
With stopcocks Ø 15mm for compression fittings, British plug	**49000115**
Without stopcocks, F⅜", European plug	**490101**
6V Lithium battery-operated	
With stopcocks F⅜"	**490006**
With stopcocks Ø 15mm for compression fittings	**49000615**
Without stopcocks, F⅜"	**490106**

Options: factory pre-set at 1.5 lpm (add "LD" after the reference)
For long lever, please add "LH" after the reference

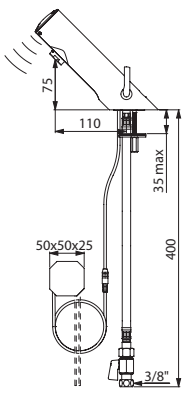

490000

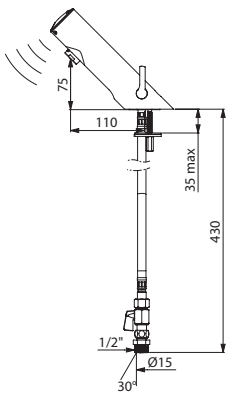

49000615

- **Water savings**: 90%
- **Hygiene**: no manual contact, reduced-stagnation solenoid valve, anti-bacterial duty flush
- **Easy to install**: electronic system and batteries integrated into the body of the tap
- **Easy to replace the batteries**: after 3 - 6 years, without removing the tap or shutting off the water supply



TEMPOMATIC 4

Deck-mounted electronic basin tap



- **230/6V mains supply** or **battery-operated with integrated 123 6V Lithium batteries.**
- **Reduced-stagnation solenoid valve and electronic unit integrated** into the body of the tap.
- **Flow rate pre-set at 3 lpm** at 3 bar, can be adjusted from 1.5 - 6 lpm.
- **Scale-resistant flow straightener.**
- **Duty flush** (~60 seconds every 24 hours after last use).
- Active, infrared presence detection, sensor at the end of the spout optimises detection.
- Chrome-plated solid brass body.
- Cap fixed in place by 2 concealed screws.
- PEX flexible with filter.
- Fixing reinforced by 2 stainless steel rods.
- Anti-blocking security.

TEMPOMATIC 4 tap	
Recessed mains supply	
With stopcock F⅜"	**440000**
With stopcock Ø 15mm for compression fittings	**44000015**
Without stopcock, F⅜"	**440100**
Plug-in mains supply	
With stopcock F⅜", European plug	**440001**
With stopcocks F3/8", British plug	**440001HK**
With stopcock Ø 15mm for compression fittings, British plug	**44000115**
Without stopcock, F⅜", European plug	**440101**
6V Lithium battery-operated	
With stopcock F⅜"	**440006**
With stopcock Ø 15mm for compression fittings	**44000615**
Without stopcock, F⅜"	**440106**

We recommend installing a TMV *(see page 129)*
Option: factory pre-set at 1.5 lpm (add "LD" after the reference)

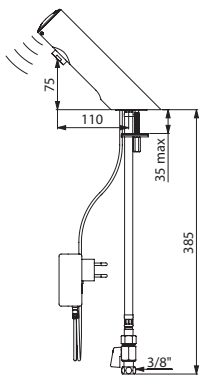

440001

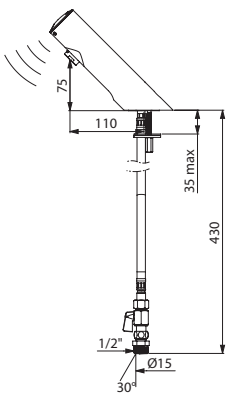

44000615



Recessed water inlets

3 installation options



Recessed in concrete



Plasterboard rails



Solid walls

Cross wall



- **Water savings**: 90%
- **Hygiene**: no manual contact, reduced-stagnation solenoid valve, anti-bacterial duty flush
- **Easy to install**: electronic system and batteries integrated into the body of the mixer/tap
- **Easy to replace the batteries**: after 3 - 6 years, without removing the mixer/tap or shutting off the water supply

TEMPOMATIC MIX 4

Wall-mounted electronic basin mixer



- **230/6V mains supply** or **battery-operated with integrated 123 6V Lithium batteries.**
- **Reduced-stagnation solenoid valve and electronic unit integrated** into the body of the mixer.
- **Flow rate pre-set at 3 lpm** at 3 bar, can be adjusted from 1.5 - 6 lpm.
- **Scale-resistant flow straightener.**
- **Duty flush** (~60 seconds every 24 hours after last use).
- Active, infrared presence detection, sensor at the end of the spout optimises detection.
- Chrome-plated metal body.
- Cap fixed in place by 2 concealed screws.
- Stopcocks.
- Anti-blocking security.
- Side temperature control with adjustable maximum temperature limiter.

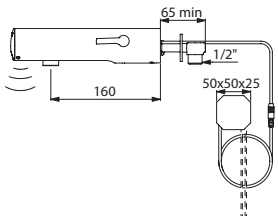

493400

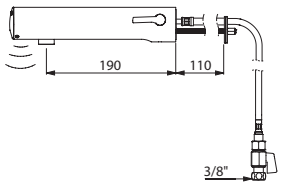

493516

Provisional availability: 2nd half 2019.
Please contact the sales office to check availability.

TEMPOMATIC MIX 4 wall-mounted mixer	
Recessed mains supply	
Wall-mounted L. 160mm (recessed water inlets)	**493400**
Wall-mounted L. 220mm (recessed water inlets)	**493500**
Cross wall L. 130mm	**493410**
Cross wall L. 190mm	**493510**
6V Lithium battery-operated	
Wall-mounted L. 160mm (recessed water inlets)	**493406**
Wall-mounted L. 220mm (recessed water inlets)	**493506**
Cross wall L. 130mm	**493416**
Cross wall L. 190mm	**493516**

Options: factory pre-set at 1.5 lpm (add "LD" after the reference)
For long lever, please add "L" after the reference

TEMPOMATIC 4

Wall-mounted electronic basin tap



- **230/6V mains supply** or **battery-operated with integrated 123 6V Lithium batteries.**
- **Reduced-stagnation solenoid valve and electronic unit integrated** into the body of the tap.
- **Flow rate pre-set at 3 lpm** at 3 bar, can be adjusted from 1.5 - 6 lpm.
- **Scale-resistant flow straightener.**
- **Duty flush** (~60 seconds every 24 hours after last use).
- Active, infrared presence detection, sensor at the end of the spout optimises detection.
- Chrome-plated metal body.
- Cap fixed in place by 2 concealed screws.
- Stopcock on the mains versions.
- Anti-blocking security.

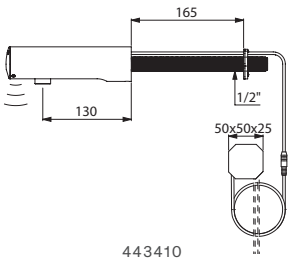

443410

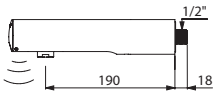

443506

** Provisional availability: 2nd half 2019.*
Please contact the sales office to check availability.

TEMPOMATIC 4 wall-mounted tap	
Recessed mains supply	
Wall-mounted L. 130mm (recessed water inlet)	**443400** *
Wall-mounted L. 190mm (recessed water inlet)	**443500** *
Cross wall L. 130mm	**443410** *
Cross wall L. 190mm	**443510** *
6V Lithium battery-operated	
Wall-mounted L. 125mm (recessed water inlet)	**443406**
Wall-mounted L. 190mm (recessed water inlet)	**443506**
Cross wall L. 130mm	**443416** *
Cross wall L. 190mm	**443516** *
Panel-mounted L. 125mm ≤ 24mm	**443426**
Panel-mounted L. 190mm ≤ 24mm	**443526**

We recommend installing a TMV *(see page 129)*
Option: factory pre-set at 1.5 lpm (add "LD" after the reference)

- **Water savings**: 90%
- **Hygiene**: no manual contact, reduced-stagnation solenoid valve, anti-bacterial duty flush
- **Easy to install**: installed in the same way as a conventional mixer, electronic system integrated into the body of the mixer
- **Easy to replace the batteries**: after 3 - 6 years, without removing the mixer or shutting off the water supply

TEMPOMATIC MIX 3

Electronic basin mixer with integrated batteries



- **Battery-operated with integrated 123 6V Lithium batteries.**
- **Reduced-stagnation solenoid valve and electronic unit integrated** into the body of the mixer.
- **Flow rate pre-set at 3 lpm** at 3 bar, can be adjusted from 1.5 - 6 lpm.
- **Scale-resistant flow straightener.**
- **Duty flush** (~60 seconds every 24 hours after last use).
- Active, infrared presence detection, sensor at the end of the spout optimises detection.
- Chrome-plated solid brass body.
- Cap fixed in place by 2 concealed screws, with pictogram to identify sensor easily.
- PEX flexibles with filters and non-return valves.
- Fixing reinforced by 2 stainless steel rods.
- Anti-blocking security.
- Side temperature control with adjustable maximum temperature limiter.

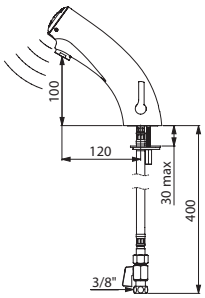

492006

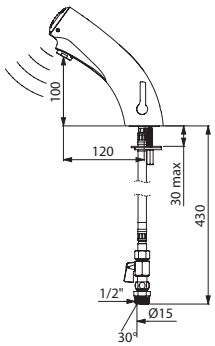

49200615

TEMPOMATIC MIX 3 mixer	
With stopcocks F⅜"	**492006**
With stopcocks Ø 15mm for compression fittings	**49200615**
Without stopcocks, F⅜"	**492106**

Options: factory pre-set at 1.5 lpm (add "LD" after the reference)
For long lever, please add "LH" after the reference

- **Water savings**: 90%
- **Hygiene**: no manual contact, reduced-stagnation solenoid valve, anti-bacterial duty flush
- **Easy to install**: installed in the same way as a conventional tap, electronic system integrated into the body of the tap
- **Easy to replace the batteries**: after 3 - 6 years, without removing the tap or shutting off the water supply

TEMPOMATIC 3

Electronic basin tap with integrated batteries



- **Battery-operated with integrated 123 6V Lithium batteries.**
- **Reduced-stagnation solenoid valve and electronic unit integrated** into the body of the tap.
- **Flow rate pre-set at 3 lpm** at 3 bar, can be adjusted from 1.5 - 6 lpm.
- **Scale-resistant flow straightener.**
- **Duty flush** (~60 seconds every 24 hours after last use).
- Active, infrared presence detection, sensor at the end of the spout optimises detection.
- Chrome-plated solid brass body.
- Cap fixed in place by 2 concealed screws, with pictogram to identify sensor easily.
- PEX flexible with filter.
- Fixing reinforced by 2 stainless steel rods.
- Anti-blocking security.

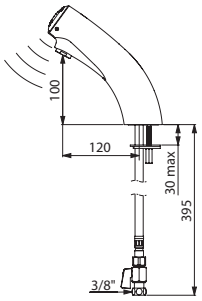

442006

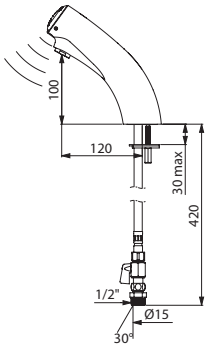

44200615

TEMPOMATIC 3 tap	
With stopcock F⅜"	**442006**
With stopcock Ø 15mm for compression fittings	**44200615**
Without stopcock, F⅜"	**442106**

We recommend installing a TMV *(see page 129)*
Option: factory pre-set at 1.5 lpm (add "LD" after the reference)

TEMPOMATIC 3

Wall-mounted electronic basin tap with integrated batteries



- **Battery-operated with integrated 123 6V Lithium batteries.**
- **Reduced-stagnation solenoid valve and electronic unit integrated** into the body of the tap.
- **Flow rate pre-set at 3 lpm** at 3 bar, can be adjusted from 1.5 - 6 lpm.
- **Scale-resistant flow straightener.**
- **Duty flush** (~60 seconds every 24 hours after last use).
- Active, infrared presence detection, sensor at the end of the spout optimises detection.
- Chrome-plated solid brass body.
- Cap fixed in place by 2 concealed screws, with pictogram to identify sensor easily.
- Wall-mounted, M½".
- Ø 50mm, L. 190mm.
- Anti-blocking security.

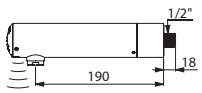

443006

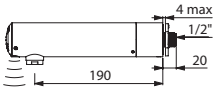

443016

TEMPOMATIC 3 wall-mounted tap	
Recessed supply	**443006**
For panels ≤ 4mm	**443016**

We recommend installing a TMV *(see page 129)*
Option: factory pre-set at 1.5 lpm (add "LD" after the reference)



BINOPTIC electronic tap **378015 -** HEMI round inset basin **120470**

- **Water savings**: 90%
- **Hygiene**: no manual contact, anti-bacterial duty flush, spout with smooth interior and low water volume, reduced-stagnation solenoid valve on the battery-operated versions
- **Maintenance**: LED diagnostic aids

BINOPTIC MIX

Deck-mounted electronic basin mixer



- **Independent IP65 electronic control unit.**
- **230/12V mains supply with transformer** or **123 6V Lithium batteries.**
- **Flow rate pre-set at 3 lpm** at 3 bar, can be adjusted from 1.5 - 6 lpm.
- **Scale-resistant flow straightener.**
- **Adjustable duty flush**
  (pre-set flush ~60 seconds every 24 hours after last use).
- Active, infrared presence detection, sensor at the end of the spout optimises detection.
- Chrome-plated brass body.
- PEX flexibles with filters and solenoid valves.
- Fixing reinforced by 2 stainless steel rods.
- Anti-blocking security.
- **Spout with smooth interior** and low water volume (reduces bacterial development).
- Side temperature control with adjustable maximum temperature limiter.

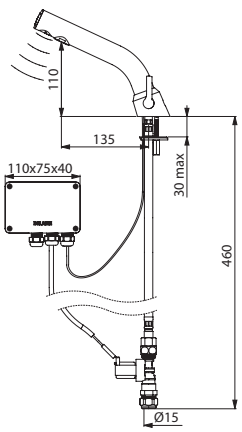

378MCH15

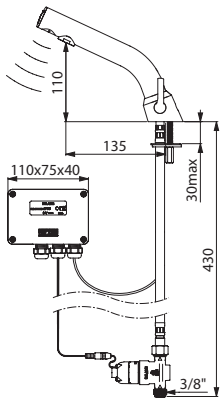

478MCH

BINOPTIC MIX mixer	
230/12V mains supply	
M⅜"	**378MCH**
Ø 15mm for compression fittings	**378MCH15**
6V Lithium battery-operated	
M⅜"	**478MCH**
Ø 15mm for compression fittings	**478MCH15**

Options: factory pre-set at 1.5 lpm (add "LD" after the reference)
For long lever, please add "LH" after the reference

BINOPTIC

Deck-mounted electronic basin tap



- **Independent IP65 electronic control unit.**
- **230/12V mains supply with transformer** or **123 6V Lithium batteries.**
- **Flow rate pre-set at 3 lpm** at 3 bar, can be adjusted from 1.5 - 6 lpm.
- **Scale-resistant flow straightener.**
- **Adjustable duty flush**
  (pre-set flush ~60 seconds every 24 hours after last use).
- Active, infrared presence detection, sensor at the end of the spout optimises detection.
- Chrome-plated brass body.
- PEX flexible with filter and solenoid valve.
- Fixing reinforced by 2 stainless steel rods.
- Anti-blocking security.
- **Spout with smooth interior** and low water volume (reduces bacterial development).

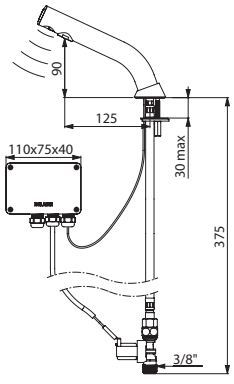

378015

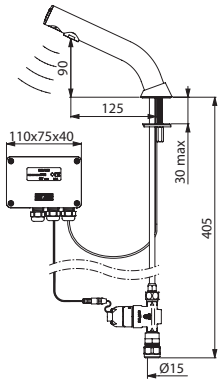

47801515

BINOPTIC tap	
230/12V mains supply	
M⅜"	**378015**
Ø 15mm for compression fittings	**37801515**
6V Lithium battery-operated	
M⅜"	**478015**
Ø 15mm for compression fittings	**47801515**

We recommend installing a TMV *(see page 129)*
Option: factory pre-set at 1.5 lpm (add "LD" after the reference)



BINOPTIC electronic tap **388015 -** QUADRA semi-recessed washbasin **120650**

- **Water savings**: 90%
- **Hygiene**: no manual contact, anti-bacterial duty flush, spout with smooth interior and low water volume, reduced-stagnation solenoid valve on the battery-operated versions
- **Maintenance**: LED diagnostic aids

BINOPTIC MIX

Electronic basin mixer, mains supply or battery-operated



- **Independent IP65 electronic control unit.**
- **230/12V mains supply with transformer** or **123 6V Lithium batteries.**
- **Flow rate pre-set at 3 lpm** at 3 bar, can be adjusted from 1.5 - 6 lpm.
- **Scale-resistant flow straightener.**
- **Adjustable duty flush** (pre-set flush ~60 sec. every 24 hours after last use).
- Active, infrared presence detection, sensor at the end of the spout optimises detection.
- Chrome-plated brass body.
- PEX flexibles with filters and solenoid valves.
- Fixing reinforced by 2 stainless steel rods.
- Anti-blocking security.
- **Spout with smooth interior** and low water volume (reduces bacterial development).
- Side temperature control with adjustable maximum temperature limiter and ergonomic LH lever.

Two drop heights available depending on the choice of basin:
170mm for semi-recessed washbasins.
250mm for countertop washbasins.

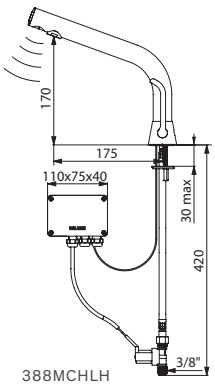

388MCHLH

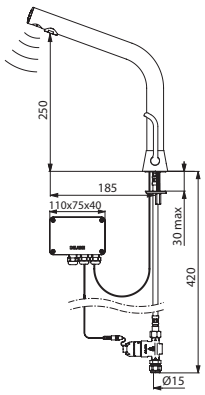

498MCHLH15

BINOPTIC MIX mixer H.170mm	
230/12V mains supply, M⅜"	**388MCHLH**
230/12V mains supply, Ø 15mm for compression fittings	**388MCHLH15**
6V Lithium battery-operated, M⅜"	**488MCHLH**
6V Lithium battery-operated, Ø 15mm for compression fittings	**488MCHLH15**
BINOPTIC MIX mixer H.250mm	
230/12V mains supply, M⅜"	**398MCHLH**
230/12V mains supply, Ø 15mm for compression fittings	**398MCHLH15**
6V Lithium battery-operated, M⅜"	**498MCHLH**
6V Lithium battery-operated, Ø 15mm for compression fittings	**498MCHLH15**

Option: factory pre-set at 1.5 lpm (add "LD" after the reference)

BINOPTIC

Electronic basin tap, mains supply or battery-operated



- **Independent IP65 electronic control unit.**
- **230/12V mains supply with transformer** or **123 6V Lithium batteries.**
- **Flow rate pre-set at 3 lpm** at 3 bar, can be adjusted from 1.5 - 6 lpm.
- **Scale-resistant flow straightener.**
- **Adjustable duty flush** (pre-set flush ~60 sec. every 24 hours after last use).
- Active, infrared presence detection, sensor at the end of the spout optimises detection.
- Chrome-plated brass body.
- PEX flexible with filter and solenoid valve.
- Fixing reinforced by 2 stainless steel rods.
- Anti-blocking security.
- **Spout with smooth interior** and low water volume (reduces bacterial development).

Two drop heights available depending on the choice of basin:
170mm for semi-recessed washbasins.
250mm for countertop washbasins.

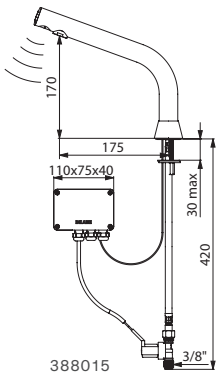

388015

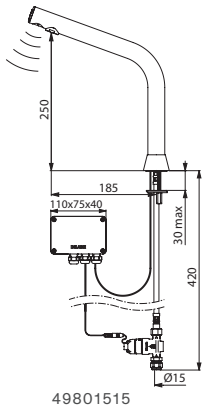

49801515

BINOPTIC tap H.170mm	
230/12V mains supply, M⅜"	**388015**
230/12V mains supply, Ø 15mm for compression fittings	**38801515**
6V Lithium battery-operated, M⅜"	**488015**
6V Lithium battery-operated, Ø 15mm for compression fittings	**48801515**
BINOPTIC tap H.250mm	
230/12V mains supply, M⅜"	**398015**
230/12V mains supply, Ø 15mm for compression fittings	**39801515**
6V Lithium battery-operated, M⅜"	**498015**
6V Lithium battery-operated, Ø 15mm for compression fittings	**49801515**

We recommend installing a TMV *(see page 129)*
Option: factory pre-set at 1.5 lpm (add "LD" after the reference)



BINOPTIC electronic tap **379DER -** BAILA floor-standing washbasin **120170 -** Electronic liquid soap or foam dispenser **512111P**

- **Water savings**: 90%
- **Hygiene**: no manual contact, anti-bacterial duty flush, spout with smooth interior and low water volume
- **Maintenance**: LED diagnostic aids

BINOPTIC MIX

Cross wall electronic basin mixer with mains supply



- **Independent IP65 electronic control unit.**
- **230/12V mains supply with transformer.**
- **Flow rate pre-set at 3 lpm** at 3 bar, can be adjusted from 1.5 - 6 lpm.
- **Scale-resistant flow straightener.**
- **Adjustable duty flush** (pre-set flush ~60 seconds every 24 hours after last use).
- Active, infrared presence detection, sensor at the end of the spout optimises detection.
- Filters and solenoid valves.
- Chrome-plated brass body.
- Chrome-plated spout for cross wall installation ≤ 110mm.
- Cable L. 120mm for sensor, flexibles and mounting all pass through the same hole.
- Anti-blocking security.
- **Spout with smooth interior** and low water volume (reduces bacterial development).
- Side temperature control with adjustable maximum temperature limiter.

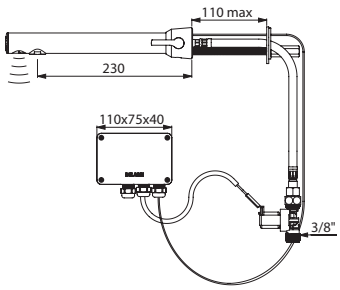

379MCH

BINOPTIC MIX cross wall mixer	
M⅜"	**379MCH**
Ø 15mm for compression fittings	**379MCH15**

Other sensor cable lengths available on request (up to 5m)
Options: factory pre-set at 1.5 lpm (add "LD" after the reference)
For long lever, please add "L" after the reference

BINOPTIC



Electronic tap for recessed inlets or installation on walls ≤ 190mm

BINOPTIC MIX



Recessed electronic mixer on stainless steel wall plate

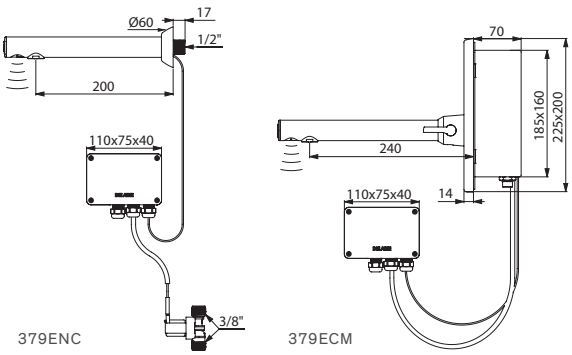

BINOPTIC wall-mounted tap	
Recessed spout L. 200mm	**379ENC**
Recessed spout L. 200mm, Ø 15mm for compression fittings	**379ENC15**
For walls ≤ 190mm, spout L. 205mm	**379DER**
For walls ≤ 190mm, spout L. 205mm, Ø 15mm for compression fittings	**379DER15**
For walls ≤ 190mm, spout L. 135mm	**379D13**
For walls ≤ 190mm, spout L. 135mm, Ø 15mm for compression fittings	**379D1315**
BINOPTIC MIX recessed mixer	
With standard temperature control lever	**379ECM**
With long temperature control lever	**379ECML**

Other sensor cable lengths available on request (up to 5m)
Option: factory pre-set at 1.5 lpm (add "LD" after the reference)

- **Water savings**: 85%
- **Hygiene**: no manual contact, anti-bacterial duty flush, reduced-stagnation solenoid valve
- **Maintenance**: LED diagnostic aids

TEMPOMATIC MIX 2

Electronic basin mixer, battery-operated



- **Independent IP65 electronic control unit.**
- **Battery-operated with 123 6V Lithium batteries.**
- **Flow rate pre-set at 4 lpm** at 3 bar, can be adjusted from 1.5 - 6 lpm.
- **Scale-resistant flow straightener.**
- **Adjustable duty flush**
  (pre-set flush ~60 seconds every 24 hours after last use).
- Shock-resistant infrared presence detection sensor.
- Chrome-plated solid brass body.
- PEX flexibles with filters and reduced-stagnation solenoid valves.
- Fixing reinforced by 2 stainless steel rods.
- Anti-blocking security.
- Side temperature control with adjustable maximum temperature limiter.
- Solenoid valves are upstream of the mixing chamber.

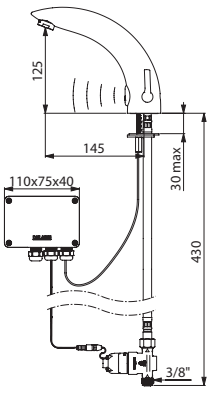

494006

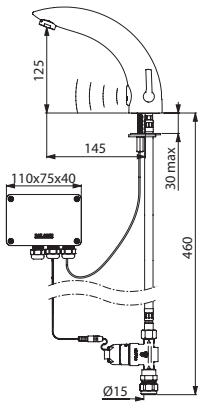

49400615

TEMPOMATIC MIX 2 battery-operated mixer	
M⅜"	**494006**
Ø 15mm for compression fittings	**49400615**

Options: factory pre-set at 1.5 lpm (add "LD" after the reference)
For long lever, please add "LH" after the reference

TEMPOMATIC 2

Electronic basin tap, battery-operated



- **Independent IP65 electronic control unit.**
- **Battery-operated with 123 6V Lithium batteries.**
- **Flow rate pre-set at 4 lpm** at 3 bar, can be adjusted from 1.5 - 6 lpm.
- **Scale-resistant flow straightener.**
- **Adjustable duty flush**
  (pre-set flush ~60 seconds every 24 hours after last use).
- Shock-resistant infrared presence detection sensor.
- Chrome-plated solid brass body.
- PEX flexible with filter and reduced-stagnation solenoid valve.
- Fixing reinforced by 2 stainless steel rods.
- Anti-blocking security.

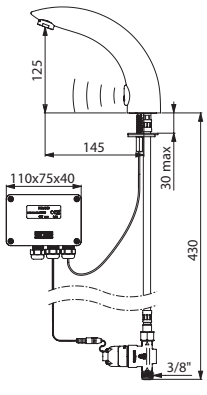

444006

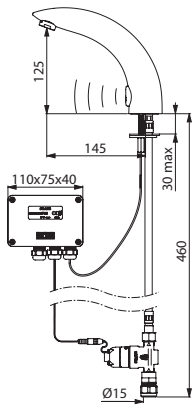

44400615

TEMPOMATIC 2 battery-operated tap	
M⅜"	**444006**
Ø 15mm for compression fittings	**44400615**

We recommend installing a TMV *(see page 129)*
Option: factory pre-set at 1.5 lpm (add "LD" after the reference)

- **Water savings**: 85%
- **Hygiene**: no manual contact, anti-bacterial duty flush
- **Maintenance**: LED diagnostic aids

TEMPOMATIC MIX 2

Electronic basin mixer with mains supply



- **Independent IP65 electronic control unit.**
- **230/12V mains supply with transformer.**
- **Flow rate pre-set at 4 lpm** at 3 bar, can be adjusted from 1.5 - 6 lpm.
- **Scale-resistant flow straightener.**
- **Adjustable duty flush**
  (pre-set flush ~60 seconds every 24 hours after last use).
- Shock-resistant infrared presence detection sensor.
- Chrome-plated solid brass body.
- PEX flexibles with filters and solenoid valves.
- Fixing reinforced by 2 stainless steel rods.
- Anti-blocking security.
- Side temperature control with adjustable maximum temperature limiter.
- Solenoid valves are upstream of the mixing chamber.

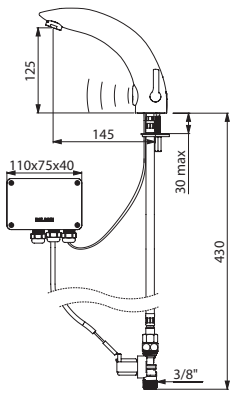

494000

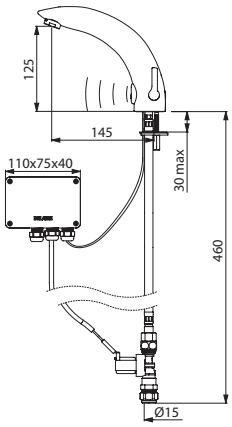

49400015

TEMPOMATIC MIX 2 mains supply mixer	
M⅜"	**494000**
Ø 15mm for compression fittings	**49400015**

Options: factory pre-set at 1.5 lpm (add "LD" after the reference)
For long lever, please add "LH" after the reference

TEMPOMATIC 2

Electronic basin tap with mains supply



- **Independent IP65 electronic control unit.**
- **230/12V mains supply with transformer.**
- **Flow rate pre-set at 4 lpm** at 3 bar, can be adjusted from 1.5 - 6 lpm.
- **Scale-resistant flow straightener.**
- **Adjustable duty flush**
  (pre-set flush ~60 seconds every 24 hours after last use).
- Shock-resistant infrared presence detection sensor.
- Chrome-plated solid brass body.
- PEX flexible with filter and solenoid valve.
- Fixing reinforced by 2 stainless steel rods.
- Anti-blocking security.

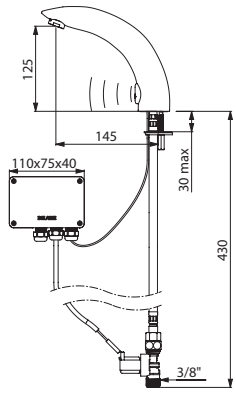

444000

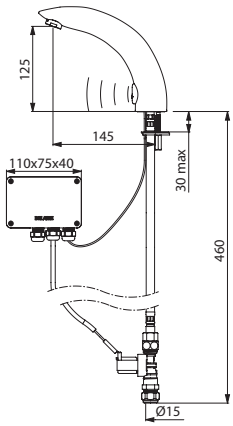

44400015

TEMPOMATIC 2 mains supply tap	
M⅜"	**444000**
Ø 15mm for compression fittings	**44400015**

We recommend installing a TMV *(see page 129)*
Option: factory pre-set at 1.5 lpm (add "LD" after the reference)

- **Water savings**: 85%
- **Hygiene**: no manual contact, duty flush and removable spout with smooth interior (anti-bacterial), reduced-stagnation solenoid valves on the battery-operated versions
- **Comfort**: mains supply versions have several shut-off options available

TEMPOMATIC MIX PRO

Electronic basin mixer, mains supply or battery-operated



- **Independent IP65 electronic control unit.**
- **230/12V mains supply with transformer** or **battery-operated with 123 6V Lithium batteries.**
- **Flow rate pre-set at 4 lpm** at 3 bar, can be adjusted from 1.5 - 6 lpm.
- **Scale-resistant flow straightener.**
- **Adjustable duty flush** (pre-set flush ~60 seconds every 24 hours after last use).
- Shock-resistant infrared presence detection sensor.
- Chrome-plated solid brass body with fixing reinforced by 2 stainless steel rods.
- PEX flexibles with filters and solenoid valves.
- **Swivelling spout with smooth interior** (reduces bacterial development).
- **Removable spout** for cleaning.
- Anti-blocking security.
- Side temperature control with adjustable maximum temperature limiter and ergonomic long lever.
- Solenoid valves are upstream of the mixing chamber.

Two shut-off options on 230/12V models:
Standard mode: timed flow with automatic shut-off.
ON/OFF mode: user shuts off flow voluntarily or automatic shut-off after 30 minutes of flow.
Thermal shocks are possible.

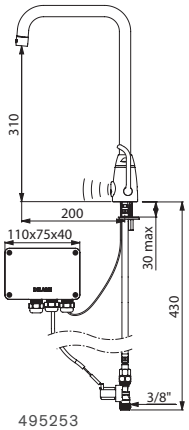

495253

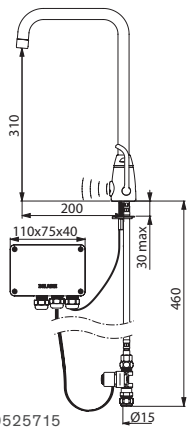

49525715

TEMPOMATIC MIX PRO mixer	
230/12V mains supply, M⅜"	**495253**
230/12V mains supply, Ø 15mm for compression fittings	**49525315**
6V Lithium battery-operated, M⅜"	**495257**
6V Lithium battery-operated, Ø 15mm for compression fittings	**49525715**

Option: factory pre-set at 1.5 lpm (add "LD" after the reference)

TEMPOMATIC PRO

Electronic basin tap, mains supply or battery-operated



- **Independent IP65 electronic control unit.**
- **230/12V mains supply with transformer** or **battery-operated with 123 6V Lithium batteries.**
- **Flow rate pre-set at 4 lpm** at 3 bar, can be adjusted from 1.5 - 6 lpm.
- **Scale-resistant flow straightener.**
- **Adjustable duty flush** (pre-set flush ~60 seconds every 24 hours after last use).
- Shock-resistant infrared presence detection sensor.
- Chrome-plated solid brass body with fixing reinforced by 2 stainless steel rods.
- PEX flexible with filter and solenoid valve.
- **Swivelling spout with smooth interior** (reduces bacterial development).
- **Removable spout** for cleaning.
- Anti-blocking security.

Two shut-off options on 230/12V models:
Standard mode: timed flow with automatic shut-off.
ON/OFF mode: user shuts off flow voluntarily or automatic shut-off after 30 minutes of flow.
Thermal shocks are possible.

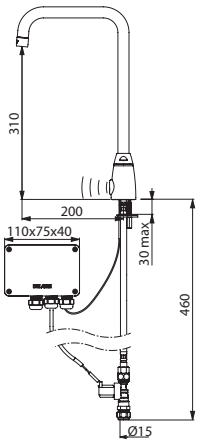

44525315

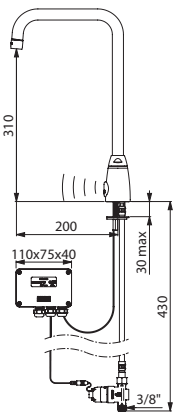

445257

TEMPOMATIC PRO tap	
230/12V mains supply, M⅜"	**445253**
230/12V mains supply, Ø 15mm for compression fittings	**44525315**
6V Lithium battery-operated, M⅜"	**445257**
6V Lithium battery-operated, Ø 15mm for compression fittings	**44525715**

We recommend installing a TMV *(see page 129)*
Option: factory pre-set at 1.5 lpm (add "LD" after the reference)

- **Water savings**: 90%
- **Hygiene**: no manual contact and anti-bacterial duty flush
- **Vandal-resistant**: recessed or cross wall installation
- **Maintenance**: LED diagnostic aids

TEMPOMATIC
Recessed electronic basin tap with mains supply



- **Independent IP65 electronic control unit.**
- **230/12V mains supply with transformer.**
- **Flow rate pre-set at 3 lpm** at 3 bar, can be adjusted from 1.5 - 6 lpm.
- **Scale-resistant flow straightener.**
- **Adjustable duty flush**
  (pre-set flush ~60 seconds every 24 hours after last use).
- **Recessing box with tamperproof stainless steel wall plate.**
- Shock-resistant infrared presence detection sensor.
- Anti-blocking security.
- Chrome-plated fixed spout L. 170mm.
- Stopcock M½".

This model does not have a waterproof recessing housing.
The installer must ensure that the recessing area is waterproof and any leaks or condensation can drain away (see installation guide).

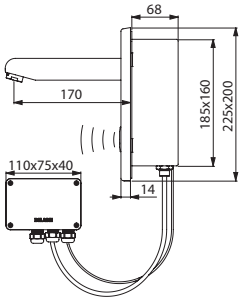

447500

TEMPOMATIC recessed tap	447500

We recommend installing a TMV *(see page 129)*
Alternative spout lengths available on request
Option: factory pre-set at 1.5 lpm (add "LD" after the reference)

TEMPOMATIC
Cross wall electronic basin tap with mains supply



- **Independent IP65 electronic control unit.**
- **230/12V mains supply with transformer.**
- **Flow rate pre-set at 3 lpm** at 3 bar, can be adjusted from 1.5 - 6 lpm.
- **Scale-resistant flow straightener.**
- **Adjustable duty flush**
  (pre-set flush ~60 seconds every 24 hours after last use).
- Shock-resistant infrared presence detection sensor for walls ≤ 155mm.
- Anti-blocking security.
- Solenoid valve with integrated filter.
- Chrome-plated fixed spout L. 170mm for walls ≤ 165mm with anti-rotating pin.
- Wall plate flush to the wall.
- Threaded rods can be cut to size.

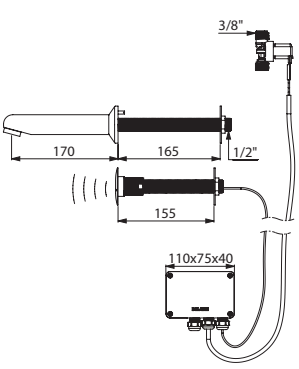

441157

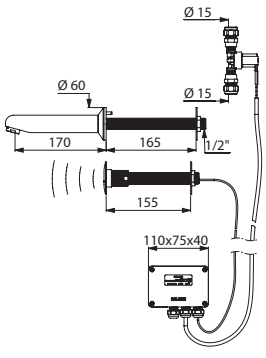

44115715

TEMPOMATIC cross wall tap	
M⅜"	441157
Ø 15mm for compression fittings	44115715

We recommend installing a TMV *(see page 129)*
Alternative spout and cross wall lengths available on request
Option: factory pre-set at 1.5 lpm (add "LD" after the reference)


SELABIE

HYGIENE AND CONTROLLING BACTERIAL PROLIFERATION

Automatic timed shut-off, with no manual contact
DELABIE's time flow mixers and taps shut off automatically once the push-button has been pressed and the valve has opened.
No manual contact after washing prevents the spread of germs by hand.

Hygienic flow straightener
Unlike conventional aerators, DELABIE's flow straighteners are specially made from Hostaform®, a material that is highly scale-resistant (build-up of scale is 10 times slower).
They minimise water retention and the build-up of dirt, and prevent the spread of germs.

PEX flexible hoses
These flexible hoses will withstand the thermal and chemical shocks undertaken in public and commercial buildings for preventative or curative treatments against the development of bacteria.

Pathogen-free mixers and taps
DELABIE guarantees that its mixers and taps will be delivered free from pathogenic bacteria.
For more information see page 4.

DESIGN

Commercial environments and design
DELABIE's products, known for their endurance and reliability, have a timeless design.
The diversity of the product range fits in perfectly with any commercial installation.
In an office building or a shopping centre it is paramount that the product design fits in with its surroundings.
In prison, products must be resistant and secure: concealed mechanisms, streamlined design, etc.

Design without constraints
Aesthetic products are subject to less vandalism as they are better respected.
The smooth shape of the mixers and taps reduces the build-up of dirt and facilitates cleaning.
Easy but secure access to the control mechanisms provides easy maintenance.

85% WATER AND ENERGY SAVINGS

Water savings
Compared to conventional mixers and taps, DELABIE's time flow mixers and taps can offer maximum water savings. They ensure the manager's water bills can be reduced whilst preserving user comfort.

- **Automatic shut-off and split delivery**
  The mixer or tap shuts off automatically after approximately 7 seconds of flow.
  DELABIE's time flow mixers and taps remove the risk of waste through negligence.
  The AB anti-blocking system available on certain models, prevents the valve from being blocked in the open position.
  The flow time is reduced to the necessary minimum (wetting, rinsing).
- **Flow rate regulated at 3 lpm**
  DELABIE's time flow mixers and taps are regulated at 3 lpm. The flow rate remains constant regardless of pressure variations in the system.
  The flow rate is pre-set at 3 lpm at 3 bar. However, it can be adjusted from 1.5 *(see environmental labels)* to 6 lpm.

Energy savings
DELABIE's time flow mixers and taps operate completely autonomously with no need for an electrical supply. They do not consume any power at all.
The significant hot water savings provided by DELABIE's mixers and taps also result in energy savings.

Ecological
DELABIE's time flow mixers and taps are made from materials that are 100% recyclable which ensures that the products receive the best ecological assessment in their category.

Environmental labels
The water and energy saving performance of DELABIE's time flow mixers and taps means that the buildings achieve the highest performance standards for international rating schemes such as LEED, BREEAM, HQE or ESTIDAMA.
For more information see page 8.



Hygiene and controlling bacterial proliferation



Optimised time flow



Water savings per use

COMPARISONS OF WATER CONSUMPTION

Comparison between a conventional mixer and a DELABIE time flow mixer

Flow rate	Wetting	Soaping	Rinsing	Water consumption
9L	5 sec.	20 sec.	7 sec.	4.8L / 32 sec.
3L	7 sec.		7 sec.	0.7L / 14 sec.



Soft technology:
de-pressurising cartridge



Soft technology:
soft-touch operation



Anti-blocking system



Vandal-resistant



TECHNICAL SOLUTIONS SUITABLE FOR ALL CONSTRAINTS

Public and commercial buildings have different requirements depending on the place of installation and type of user. DELABIE has developed specific products to respond to a variety of challenges (improving comfort, avoiding waste, user safety, etc.).

Soft technology: soft-touch operation
DELABIE has developed time flow mixers and taps with soft-touch operation. Soft technology allows all users (children, the elderly or people with reduced mobility) to use the mixers and taps with no effort required. TEMPOSOFT and TEMPOMIX 3 models are fitted with a priming system that requires half the effort to operate ensuring user comfort.

AB anti-blocking system: waste prevention
To avoid abuse and waste, TEMPOSTOP models can be fitted with an AB anti-blocking system. This prevents the valve from being blocked in the open position. Water will not flow unless the push-button is released.

Temperature selection
Mixer versions (MIX) of DELABIE's time flow mixers and taps are available. They offer the user additional comfort by allowing them to choose the water temperature. Temperature adjustment is done via the single control (TEMPOMIX and TEMPOMIX 3) or using the side lever (TEMPOMIX 2 and TEMPOSOFT MIX).

Anti-scalding safety
DELABIE's time flow mixers are supplied with a maximum temperature limiter that can be adjusted during installation. The user cannot increase the temperature above the maximum set temperature, reducing any risk of scalding.

Technical characteristics

Operating pressure	1 - 5 bar, 3 bar recommended
Pressure differential HW / CW	ΔP < 1 bar
Temperature limiter*	Can be adjusted
HW supply	55°C max
Adjustable flow rate	1.5 - 6 lpm
Time flow	7 seconds
Soft technology	TEMPOSOFT, TEMPOMIX, TEMPOMIX 3
Anti-blocking system	TEMPOSTOP, TEMPOSTOP 2, TEMPOMIX 2
Recommended installation height for wall-mounted mixers/taps	110 - 200mm above base of bowl

* Depending on model

SPECIFICALLY DESIGNED FOR COMMERCIAL ENVIRONMENTS

Resistant to intensive use and vandalism
DELABIE's time flow mixers and taps are specifically designed to withstand intensive use and vandalism, both voluntary and involuntary.
The mixer and tap bodies are made from brass, fitted with shock-resistant mechanisms.
The reinforced fixings will stand up to intensive use.
Streamlined designs discourage attempts at vandalism.
For areas that require tamperproof installations, there are recessed and cross wall versions which have mechanisms that cannot be accessed by the user.

Superior endurance
The time flow mechanisms in DELABIE mixers and taps are hard-wearing. The hydraulic timing system with a calibrated groove is self-cleaning, which extends its lifespan to over 500,000 operations.
There is no metal-metal or metal-plastic friction, ensuring reliable and durable timing.
DELABIE's mixers and taps perform to the highest standards. Each model is subjected to endurance tests under extreme conditions in endurance laboratories.

Easy to install
For a quick activation and comfort with no splashing all DELABIE's time flow mixers and taps are pre-set at 3 lpm at 3 bar. They can, however, be adjusted from 1.5 *(see environmental labels)* to 6 lpm.
They are supplied with a pre-set maximum temperature limiter to save time during installation, and can be adjusted by the installer.

Minimal servicing
Flow straighteners and mechanisms are made from scale-resistant materials (Hostaform®).
The self-cleaning mechanisms are protected by filters.

Simple to maintain
The spare parts are standardised to ensure quick and easy replacement by maintenance staff.
The whole of the system is integrated within an interchangeable cartridge without removing the tap. For the mixer versions, non-return valves are integrated into the flexibles.

10-year warranty against any manufacturing defects.

SOFT-TOUCH OPERATION SINGLE CONTROL MIXER
Improved comfort

ADJUSTABLE MAXIMUM TEMPERATURE LIMITER
Anti-scalding safety

TIME FLOW PRE-SET AT ~7 SECONDS,
can be adjusted from 3 - 10 seconds
Optimised water consumption

SOFT TECHNOLOGY
Scale-resistant cartridge
with integrated flow rate adjustment ring



SCALE-RESISTANT FLOW STRAIGHTENER 3 LPM
Water savings and minimal servicing

Displayed model: TEMPOMIX 3 (ref. 794000)



TEMPOMIX 3 deck-mounted time flow basin mixer **794000 -** Rectangular glass mirror **3454 -** Wall-mounted 304 stainless steel bin **510461P**
TEMPOMIX 3 wall-mounted time flow basin mixer **794350 -** HEMI round basin for recessed installation **120490 -** Wall shelf **553**

- **Water savings**: 85%
- **Comfort**: temperature selection directly via the single control mixer, soft-touch operation
- **Vandal-resistant**: solid brass, streamlined design

TEMPOMIX 3

Time flow basin mixer with soft-touch operation



- **Soft-touch operation.**
- **Temperature control and operation via the push-button.**
- **Time flow pre-set at ~7 seconds,** can be adjusted from 3 - 10 seconds.
- **Flow rate pre-set at 3 lpm** at 3 bar, can be adjusted from 1.5 - 6 lpm.
- **Tamperproof, scale-resistant flow straightener.**
- Chrome-plated solid brass body.
- PEX flexibles, filters and non-return valves.
- Fixing reinforced by 2 stainless steel rods.
- Adjustable maximum temperature limiter.

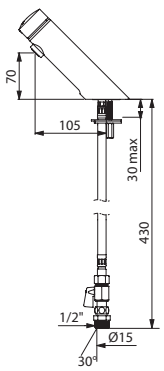

79400015

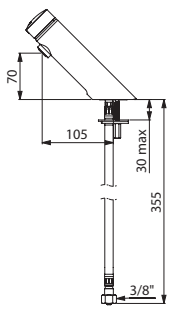

794100

TEMPOMIX 3 deck-mounted mixer	
With stopcocks, F⅜"	**794000**
With stopcocks, Ø 15mm for compression fittings	**79400015**
Without stopcocks, F⅜"	**794100**

Option: factory pre-set at 1.5 lpm (add "LD" after the reference)

TEMPOMIX 3

Time flow basin mixer with soft-touch operation



- **Soft-touch operation.**
- **Temperature control and operation via the push-button.**
- **Time flow pre-set at ~7 seconds,** can be adjusted from 3 - 10 seconds.
- **Flow rate pre-set at 3 lpm** at 3 bar, can be adjusted from 1.5 - 6 lpm.
- **Scale-resistant flow straightener.**
- Chrome-plated solid brass body M½".
- **Swivelling or fixed spout.**
- Filters and non-return valves.
- Adjustable maximum temperature limiter.
- Offset connectors M½" for centres 130 - 170mm.

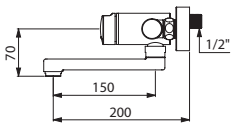

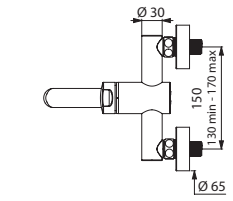

794350

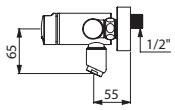

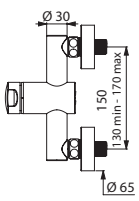

794370

TEMPOMIX 3 wall-mounted mixer	
With swivelling spout L. 150mm	**794350**
With fixed spout L. 150mm	**794360**
With fixed spout	**794370**

Options: STOP/CHECK connectors *(see page 61)*
Factory pre-set at 1.5 lpm (add "LD" after the reference)



TEMPOMIX 3 time flow mixer **794055 -** MINERALCAST wash trough **454120 -** Recessed paper towel dispenser **510712S**

- **Water savings**: 85%
- **Comfort**: temperature selection directly via the single control mixer, soft-touch operation
- **Vandal-resistant**: solid brass, streamlined design

TEMPOMIX 3

Wall-mounted time flow basin mixer with soft-touch operation

NEW



- **Soft-touch operation.**
- **Temperature control and operation via the push-button.**
- **Time flow pre-set at ~7 seconds,** can be adjusted from 3 - 10 seconds.
- **Flow rate pre-set at 3 lpm** at 3 bar, can be adjusted from 1.5 - 6 lpm.
- **Tamperproof, scale-resistant flow straightener.**
- Chrome-plated solid brass body.
- Filters and non-return valves.
- Adjustable maximum temperature limiter.

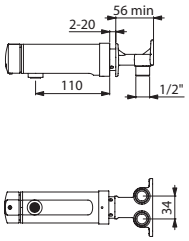

794050

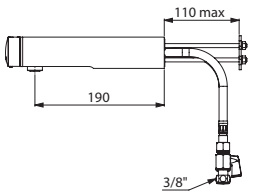

794165

** Provisional availability 2nd half 2019. Please contact the sales office to check availability.*

TEMPOMIX 3 wall-mounted mixer	
Wall-mounted (recessed water inlets) - ½"	
L. 110mm without stopcocks	**794050** *
L. 190mm without stopcocks	**794055** *
Cross wall - PEX flexibles ⅜"	
L. 110mm without stopcocks	**794150**
L. 110mm with stopcocks	**794160**
L. 190mm without stopcocks	**794155**
L. 190mm with stopcocks	**794165**
Option: factory pre-set at 1.5 lpm (add "LD" after the reference)	

Recessed water inlets

3 installation options



Recessed in concrete



Plasterboard rails



Solid walls

Cross wall



WATERPROOF HYDRAULIC CONNECTION
Standard pipe or "pipe-in-pipe"

FINS CAN BE ADJUSTED ACCORDING TO INSTALLATION TYPE
Easy to install

NOTCHES TO CLIP AND THEN FIX COLLAR ONTO (patented)
Easy to install

MIXER CAN BE CONNECTED FROM THE OUTSIDE
Easy to install

MIXER CAN BE DISCONNECTED FROM THE INSIDE
Simple to maintain

INTEGRATED STOPCOCKS
Simple to maintain



ACCESSIBLE CARTRIDGE, FILTERS AND NON-RETURN VALVES
Simple to maintain

COLLAR WITH INTEGRATED SEAL
Completely waterproof

SOFT-TOUCH OPERATION AND TEMPERATURE SELECTION
Improved comfort

SPOUT WITH SMOOTH INTERIOR
Limits bacterial proliferation

SCALE-RESISTANT FLOW STRAIGHTENER 3 LPM
Water savings and minimal servicing

HOUSING CAN BE CUT TO SIZE
Adjusts to fit wall finishes up to 120mm

Displayed model: TEMPOMIX 3 basin mixer in a waterproof housing (ref. 794BOX3 + 794200)

- **Water savings**: 85%
- **Comfort**: temperature selection directly via the single control mixer, soft-touch operation
- **Vandal-resistant**: recessed installation, concealed fixings
- **Easy to install**: modular and adjustable waterproof housing (for walls and finishes)

TEMPOMIX 3 recessed

Recessed time flow basin mixer with soft-touch operation

NEW



- **Tamperproof chrome-plated metal wall plate 160 × 160mm.**
- **Waterproof recessing housing:**
  - Collar with waterproof seal.
  - Hydraulic connection from the outside and maintenance from the front.
  - Adjusts to all types of installations (rails, solid walls, panels).
  - Compatible with wall finishes from 10 - 120mm (while maintaining the minimum recessing depth of 93mm).
  - Suitable for standard or "pipe-in-pipe" supply.
  - Stopcocks and flow rate adjustment, filters, non-return valves and cartridge are all integrated and accessible from the front.
  - TEMPOMIX 3 single control mixer F½".
  - Supplied in 2 kits: secure system flush without sensitive elements.
- **Temperature control and operation via the push-button.**
- Maximum temperature limiter (can be adjusted by installer).
- **Soft-touch operation.**
- **Time flow ~7 seconds,** can be adjusted.
- **Flow rate pre-set at 3 lpm** at 3 bar, can be adjusted from 1.5 - 6 lpm.
- **Scale-resistant flow straightener.**
- **Spout with smooth interior** and low water volume (reduces bacterial development).

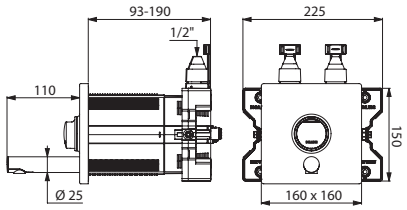

794BOX3 + 794200

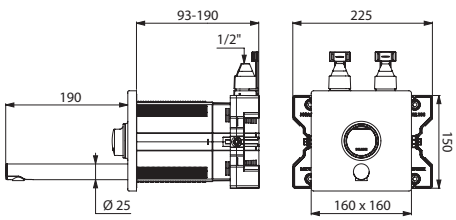

794BOX3 + 794250

Provisional availability 1st half 2020.
Please contact the sales office to check availability.

TEMPOMIX 3 recessed mixer	
Spout L. 110mm	**794BOX3 + 794200**
Spout L. 190mm	**794BOX3 + 794250**

Options: comfort aerator or BIOSAFE outlet *(see page 61)*
Factory pre-set at 1.5 lpm (add "LD" after the reference)



TEMPOMIX time flow mixer **795000 -** DUPLO RP wall-mounted double washbasin **120390 -** HIGHFLOW high speed air pulse hand dryer **510622**

- **Water savings**: 85%
- **Vandal-resistant**: chrome-plated solid brass, deck-mounted with reinforced fixing or cross wall versions
- **Comfort**: temperature selection directly via the single control mixer, soft-touch operation

TEMPOMIX
Time flow basin mixer



- **Soft-touch operation.**
- **Temperature control and operation via the push-button.**
- **Time flow ~7 seconds.**
- **Flow rate pre-set at 3 lpm** at 3 bar, can be adjusted from 1.5 - 6 lpm.
- **Scale-resistant flow straightener.**
- Chrome-plated solid brass body.
- **Ergonomic chrome-plated metal push-button.**
- PEX flexibles with filters and non-return valves.
- Fixing reinforced by 2 stainless steel rods.
- Adjustable maximum temperature limiter.

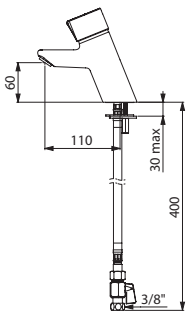

795000

TEMPOMIX deck-mounted mixer	
With stopcocks F⅜"	**795000**
With stopcocks Ø 15mm for compression fittings	**79500015**
Without stopcocks, F⅜"	**795100**

Options: comfort aerator *(see page 61)*
Factory pre-set at 1.5 lpm (add "LD" after the reference)

TEMPOMIX
Wall-mounted or cross wall time flow basin mixer



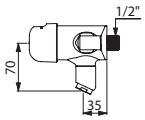

796838



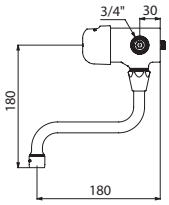

798152

Wall-mounted time flow mixer with fixed or swivelling spout.



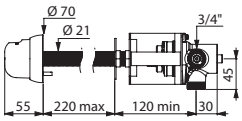

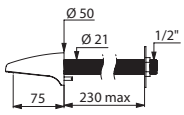

795209

Cross wall time flow mixer:
- Tamperproof cross wall control ≤ 220mm and tamperproof fixed cross wall spout ≤ 230mm.
- System for fixing to the wall via anti-rotating pin, back-nut and connection clamp.
- Threaded rods can be cut to size.

TEMPOMIX wall-mounted mixer	
With fixed spout	**796000**
With fixed spout and elbow unions	**796838**
With swivelling spout	**798152**
Elbow union M½" - F¾"	**838020**
STOP union M½" - F¾"	**836020**
Reinforced wall plate Ø 80mm	**824800**
TEMPOMIX cross wall mixer	
TEMPOMIX cross wall	**795209**
Back nut F½" with 3 screws *(reinforcing clamp behind the wall)*	**826315**

Alternative spout and cross wall lengths on request
Option: factory pre-set at 1.5 lpm (add "LD" after the reference)

- **Water savings**: 85%
- **Vandal-resistant**: solid brass, reinforced fixing, streamlined design
- **Comfort**: temperature control using side lever, soft-touch operation

TEMPOSOFT MIX

Time flow basin mixer with soft-touch operation



- **Soft-touch operation.**
- **Time flow ~7 seconds.**
- **Flow rate pre-set at 3 lpm** at 3 bar, can be adjusted from 1.5 - 6 lpm.
- **Scale-resistant aerator.**
- Chrome-plated solid brass body.
- PEX flexibles with filters and non-return valves.
- Fixing reinforced by 2 stainless steel rods.
- Side temperature control with adjustable maximum temperature limiter.

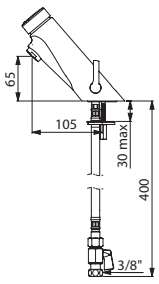

742000

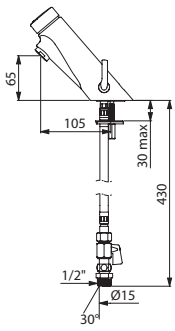

74200015

TEMPOSOFT MIX deck-mounted mixer	
With stopcocks F⅜"	**742000**
With stopcocks Ø 15mm for compression fittings	**74200015**
Without stopcocks, F⅜"	**742100**

Options: factory pre-set at 1.5 lpm (add "LD" after the reference)
For long lever, please add "LH" after the reference

- **Water savings**: 85%
- **Vandal-resistant**: solid brass, reinforced fixing, streamlined design
- **Comfort**: soft-touch operation

TEMPOSOFT
Time flow basin tap with soft-touch operation



- **Soft-touch operation.**
- **Time flow ~7 seconds.**
- **Flow rate pre-set at 3 lpm** at 3 bar, can be adjusted from 1.5 - 6 lpm.
- **Scale-resistant aerator.**
- Chrome-plated solid brass body M½".
- Fixing reinforced by back-nut with 3 stainless steel screws.
- Supplied with red and blue markers.

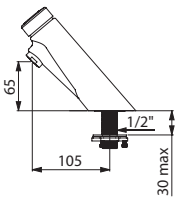

740000

TEMPOSOFT deck-mounted tap	740000
We recommend installing a TMV *(see page 129)* **Option**: factory pre-set at 1.5 lpm (add "LD" after the reference)	

TEMPOSOFT
Wall-mounted time flow basin tap with soft-touch operation



- **Soft-touch operation.**
- **Time flow ~7 seconds.**
- **Flow rate pre-set at 3 lpm** at 3 bar, can be adjusted from 1.5 - 6 lpm.
- **Scale-resistant aerator.**
- Chrome-plated solid brass body M½".
- Supplied with red and blue markers.

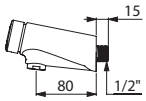

741000

TEMPOSOFT wall-mounted tap	741000
We recommend installing a TMV *(see page 129)* **Option**: factory pre-set at 1.5 lpm (add "LD" after the reference)	

- **Water savings**: 85%
- **Vandal-resistant**: solid brass, reinforced fixing, streamlined design
- **Comfort**: temperature control using side lever on mixers, soft-touch operation

TEMPOSOFT MIX 2

Deck-mounted time flow basin mixer



- **Soft-touch operation.**
- **Time flow ~7 seconds.**
- **Flow rate pre-set at 3 lpm** at 3 bar, can be adjusted from 1.5 - 6 lpm.
- **Tamperproof scale-resistant flow straightener.**
- Chrome-plated solid brass body.
- PEX flexibles with filters and non-return valves.
- Fixing reinforced by 2 stainless steel rods.
- Side temperature control lever with adjustable maximum temperature limiter.

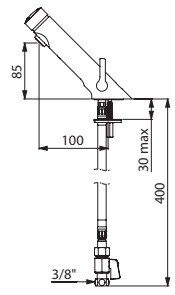

742500

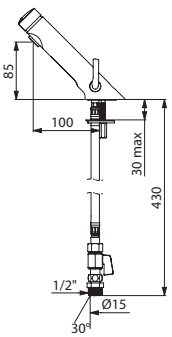

74250015

TEMPOSOFT MIX 2 deck-mounted mixer	
With stopcocks F⅜"	**742500**
With stopcocks Ø 15mm for compression fittings	**74250015**
Without stopcocks, F⅜"	**742510**
For long lever, please add "LH" after the reference	

TEMPOSOFT 2

Deck-mounted time flow basin tap



- **Soft-touch operation.**
- **Time flow ~7 seconds.**
- **Flow rate pre-set at 3 lpm** at 3 bar, can be adjusted from 1.5 - 6 lpm.
- **Tamperproof scale-resistant flow straightener.**
- Chrome-plated solid brass body M½".
- Supplied with red and blue markers.

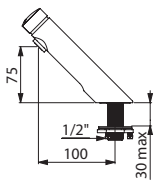

740300

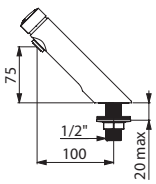

740500

TEMPOSOFT 2 deck-mounted tap	
Fixing reinforced by back-nut with 3 stainless steel screws	**740300**
Fixing with back-nut	**740500**
We recommend installing a TMV *(see page 129)*	

- **Water savings**: 85%
- **Vandal-resistant**: solid brass, streamlined design
- **Comfort**: soft-touch operation

TEMPOSOFT 2

Wall-mounted time flow basin tap



- **Soft-touch operation.**
- **Time flow ~7 seconds.**
- **Flow rate pre-set at 3 lpm** at 3 bar, can be adjusted from 1.5 - 6 lpm.
- **Tamperproof scale-resistant flow straightener.**
- Chrome-plated solid brass body M½".
- Supplied with red and blue markers.

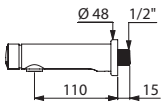

741500

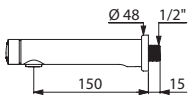

741550

TEMPOSOFT 2 wall-mounted tap	
L. 110mm	**741500**
L. 150mm	**741550**

We recommend installing a TMV *(see page 129)*





TEMPOSTOP 2 time flow tap **702000 -** CANAL wash trough **120300**

- **Water savings**: 85%
- **Vandal-resistant**: solid brass, reinforced fixing, anti-blocking (AB) system
- **Comfort**: soft-touch operation on lever-operated models

TEMPOMIX 2
Deck-mounted time flow basin mixer



- **Time flow ~7 seconds.**
- **Flow rate pre-set at 3 lpm** at 3 bar, can be adjusted from 1.5 - 6 lpm.
- **Tamperproof scale-resistant flow straightener.**
- Chrome-plated solid brass body.
- PEX flexibles with filters and non-return valves.
- Fixing reinforced by 2 stainless steel rods.
- Side temperature control lever with adjustable maximum temperature limiter.
- **Available with AB anti-blocking system:** water only flows when push-button is released.
- **Push-button or lever-operated control** (soft-touch operation).

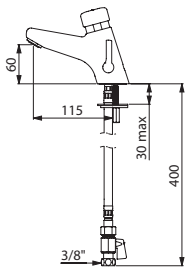

700000

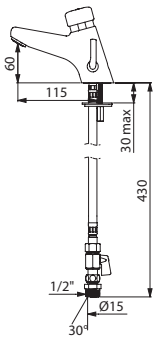

70000115

TEMPOMIX 2 mixer	
With stopcocks F⅜"	**700000**
With stopcocks Ø 15mm for compression fittings	**70000015**
With stopcocks F⅜" and AB system	**700001**
With stopcocks Ø 15mm for compression fittings and AB system	**70000115**
Without stopcocks, F⅜"	**700100**
Without stopcocks and AB system	**700101**

For long lever, please add "LH" after the reference
Option for AB versions: factory pre-set at 1.5 lpm (add "LD" after the reference)

TEMPOMIX 2
Deck-mounted time flow basin mixer



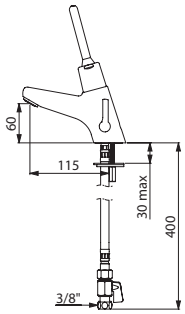

700400

TEMPOSTOP 2
Deck-mounted time flow basin tap



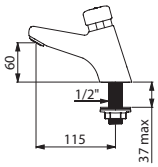

702000



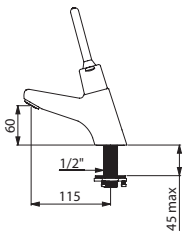

702400

TEMPOMIX 2 lever-operated mixer	
With stopcocks F⅜"	**700400**
With stopcocks Ø 15mm for compression fittings	**70040015**
Without stopcocks, F⅜"	**700500**
TEMPOSTOP 2 tap	
Fixing with back-nut	**702000**
Reinforced fixing with 3 stainless steel screws and AB system	**702301**
TEMPOSTOP 2 lever-operated tap M½"	**702400**

We recommend installing a TMV *(see page 129)*
For long lever, please add "LH" after the reference
Option for AB versions: factory pre-set at 1.5 lpm (add "LD" after the reference)

- **Water savings**: 85%
- **Vandal-resistant**: solid brass, reinforced fixing, anti-blocking (AB) system

TEMPOSTOP
Time flow basin tap



- **Time flow ~7 seconds.**
- **Flow rate pre-set at 3 lpm** at 3 bar, can be adjusted from 1.5 - 6 lpm.
- **Tamperproof scale-resistant flow straightener.**
- Chrome-plated solid brass body M½".
- **Available with AB anti-blocking system:** water only flows when push-button is released.

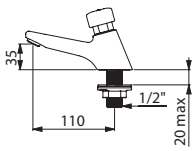

745100

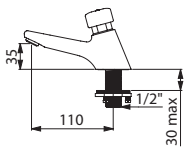

745301

TEMPOSTOP tap	
Fixing with back-nut	**745100**
Fixing with back-nut and AB system	**745101**
Fixing reinforced with 3 stainless steel screws	**745300**
Fixing reinforced with back-nut with 3 stainless steel screws and AB system	**745301**

We recommend installing a TMV *(see page 129)*
Option for AB versions: factory pre-set at 1.5 lpm (add "LD" after the reference)

TEMPOSTOP
Time flow lever-operated basin tap



- **Time flow ~7 seconds.**
- **Flow rate pre-set at 3 lpm** at 3 bar, can be adjusted from 1.5 - 6 lpm.
- **Tamperproof scale-resistant flow straightener.**
- Chrome-plated solid brass body M½".
- Fixing with back-nut.
- **Lever-operated** (soft-touch operation).

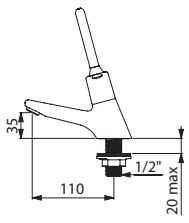

745440

TEMPOSTOP lever-operated tap	745440

We recommend installing a TMV *(see page 129)*

- **Water savings**: 85%
- **Vandal-resistant**: solid brass, anti-blocking (AB) system

TEMPOSTOP
Wall-mounted time flow basin tap



- **Time flow ~7 seconds.**
- **Flow rate pre-set at 3 lpm** at 3 bar, can be adjusted from 1.5 - 6 lpm.
- **Tamperproof scale-resistant flow straightener.**
- Chrome-plated solid brass body M½".
- **Available with AB anti-blocking system:** water only flows when push-button is released.
- **Push-button or lever-operated control.**

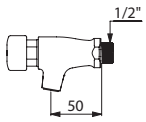

746000

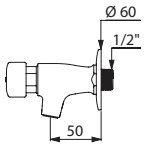

746292

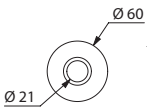

292015.2P

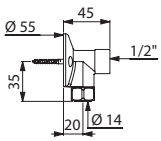

841315

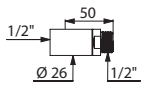

822516

TEMPOSTOP wall-mounted tap	
M⅜"	**744000**
M⅜" and AB system	**744001**
M½"	**746000**
M½" with wall plate	**746292**
M½" and AB system	**746001**
Accessories	
Wall plates for taps ½" Ø 60mm *(2 per pack)*	**292015.2P**
Backplate elbow MF½"	**841315**
Extension MF½" L. 50mm Ø 26mm	**822516**
Extension MF½" L. 100mm Ø 24mm	**822115**

We recommend installing a TMV *(see page 129)*
Option for AB versions: factory pre-set at 1.5 lpm (add "LD" after the reference)

TEMPOSTOP
Wall-mounted or cross wall time flow basin tap



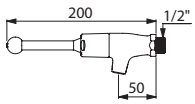

746410

Wall-mounted lever-operated time flow tap



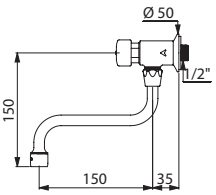

748151

Wall-mounted time flow tap with swivelling spout:
- Time flow ~15 seconds. Suitable for wash tubs.



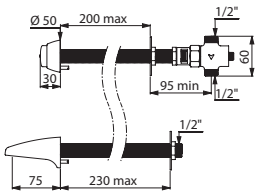

741943

Cross wall time flow tap:
- Control ≤ 200mm and spout ≤ 230mm, cut-to-size.
- Anti-rotating pin and back-nut. AB anti-blocking system.

TEMPOSTOP tap	
Wall-mounted lever-operated tap	**746410**
Wall-mounted with swivelling spout	**748150**
Wall-mounted with swivelling spout and AB system	**748151**
Cross wall and AB system	**741943**
Back-nut F½" with 3 stainless steel screws	**826315**

We recommend installing a TMV *(see page 129)*
Alternative cross wall lengths (up to 400mm) available on request
Option for AB versions: factory pre-set at 1.5 lpm
(add "LD" after the reference)

- **Hygiene**: no manual contact, automatic timed or instant shut-off depending on the model
- **Comfort**: automatic shut-off

TEMPOGENOU

Knee-operated time flow basin valve



- **Time flow ~7 seconds.**
- **Flow rate pre-set at 3 lpm** at 3 bar, can be adjusted from 1.5 - 6 lpm.
- Control lever reinforced by an internal stainless steel rod.
- Solid brass wall plate with reinforced fixing via 4 stainless steel screws on the in-line model.
- Cold or mixed water supply.
- **Chrome-plated solid brass body.**

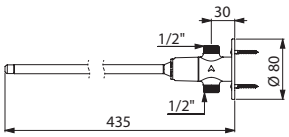

735400

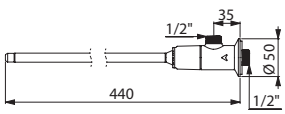

734100

TEMPOGENOU valve	
Straight for in-line inlet, M½"	**735400**
Straight for in-line inlet, Ø 15mm for compression fittings	**73544715**
Angled for recessed inlet, M½"	**734100**

We recommend installing a TMV *(see page 129)*
Option: spout *(see opposite)*

MIXFOOT / MONOFOOT

Foot-operated basin mixer/valve with instant shut-off



- **Instant automatic shut-off.**
- **Pedal can be raised for cleaning the floor.**
- Adjustable pedal height.
- Fixed by 4 screws.
- Filters.
- Pre-set mixing can be adjusted on the MIXFOOT mixer version: half open for cold water and fully open for mixed water (pedal touching the floor).
- Available for floor or wall-mounting.

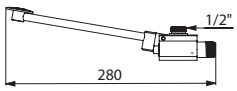

739100

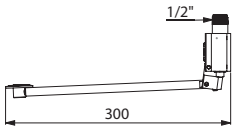

736102

MIXFOOT mixer	
Floor-mounted, stud nut Ø 14mm	**739000**
Floor-mounted M½"	**739100**
Wall-mounted M½"	**739102**
MONOFOOT valve	
Floor-mounted, stud nut Ø 14mm	**736001**
Floor-mounted M½"	**736101**
Wall-mounted M½"	**736102**

We recommend installing a TMV *(see page 129)* with the MONOFOOT valve
Option: spouts *(see opposite)*

Fixed, cast spout
Deck-mounted



- Spout L. 140mm, H. 120mm, M½".
- Reinforced fixing by 3 stainless steel screws.
- Chrome-plated solid brass.
- Scale-resistant flow straightener regulated at 3 lpm.

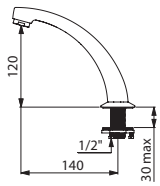

981142

Fixed, cast spout	**981142**

Swivelling swan neck spout
Deck-mounted



- Swan neck spout M½".
- Fixing by back-nut.
- Chrome-plated brass.
- Scale-resistant flow straightener regulated at 3 lpm.

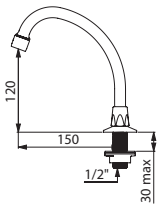

967152

Swivelling swan neck spout	
L. 150mm H. 120mm	**967152**
L. 200mm H. 200mm	**967202**

Tubular spout
Deck-mounted



- Tubular spout on base M½".
- Chrome-plated brass.
- Spout with smooth interior (reduces bacterial development).
- Scale-resistant flow straightener.

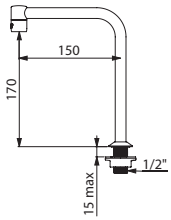

204001

Swivelling tubular spout Ø 22	
L. 150mm H. 140mm, 3 lpm	**1306T1**
L. 200mm H. 260mm, 3 lpm	**1306T2**
L. 300mm H. 260mm	**1306T3**
Fixed tubular spout Ø 16mm	**204001**

Fixed spout
Wall-mounted / Cross wall



- Spout Ø 32mm, M½".
- Chrome-plated solid brass.
- Scale-resistant flow straightener regulated at 3 lpm.

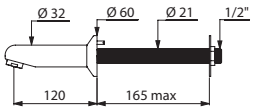

947151

Cross wall spout with wall plate	
L. 120mm	**947151**
L. 170mm	**947157**
Wall-mounted spout no wall plate (recessed inlet)	
L. 110mm	**947120**
L. 160mm	**947170**
Wall-mounted spout with wall plate (recessed inlet)	
L. 120mm	**947135**

Fixed spout
Cross wall



- Spout L. 75mm, M½".
- For cross wall installation with anti-rotating pin.
- Threaded rod can be cut to size.
- Streamlined, ligature-resistant design.
- Chrome-plated solid brass.
- Star-shaped scale-resistant flow straightener.

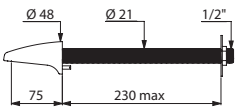

942200

Cross wall fixed spout	
For walls ≤ 230mm	**942200**
For panels ≤ 30mm	**942040**
Back-nut with 3 screws	**826315**

Alternative cross wall lengths available on request

Fixed L-shaped spout
Wall-mounted



- Tubular spout Ø 18mm, M½".
- L. 120mm.
- Chrome-plated brass.
- Flow straightener.

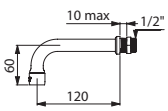

941922

Wall-mounted L-shaped universal spout	
Star-shaped flow straightener	**941120**
Flow straightener regulated at 3 lpm for panels ≤ 10mm	**941922**

Swan neck tap
For water fountains



- Instant shut-off.
- Adjustable flow rate.
- Chrome-plated brass body and stainless steel spout.

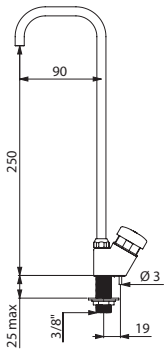

311QU1

Swan neck tap	
For Rilsan tube 4 × 6	**311TR1**
M⅜"	**311QU1**

Bubbler
For water fountains



- Instant shut-off.
- Adjustable flow rate.
- Chrome-plated brass.

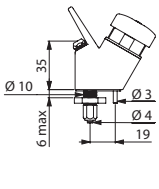

312TR1

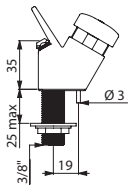

312QU1

Bubbler	
For Rilsan tube 4 × 6	**312TR1**
M⅜"	**312QU1**

Bubbler
For cross wall installation



- Chrome-plated solid brass.
- **30° angle.**
- Anti-rotating pin and back-nut.
- **For walls ≤ 200mm.**
- Threaded rod can be cut to size.
- Inlet M½".

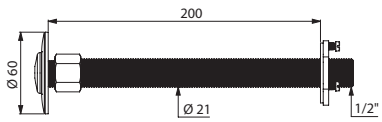

318200

Cross wall bubbler	318200

Push-button control
For swan neck taps and bubblers



- Instant shut-off.
- For swan neck spouts and bubblers.
- Chrome-plated brass.
- Connector for Rilsan tube 4 × 6.

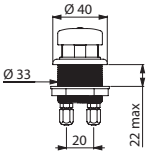

319T61

Push-button control	319T61

TEMPOSTOP
For hand washbasins



- Time flow ~7 seconds.
- Flow rate pre-set at 3 lpm at 3 bar, can be adjusted from 1.5 - 6 lpm.
- Rough cast body and chrome-plated push-button.
- Inlet M½".
- To be placed behind hand washbasin wall plate.

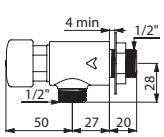

748626

TEMPOSTOP tap with push-button	748626

We recommend installing a TMV *(see page 129)*

TEMPOSTOP
For hand washbasins



- Time flow ~7 seconds.
- Flow rate pre-set at 3 lpm at 3 bar, can be adjusted from 1.5 - 6 lpm.
- Rough cast body.
- Inlet M½".
- To be placed behind hand washbasin wall plate.

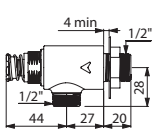

748126

TEMPOSTOP tap without push-button	748126

We recommend installing a TMV *(see page 129)*

Offset connector
Standard



- Offset standard connector 11mm.
- M½" - M¾".
- Escutcheon Ø 64mm.
- L. 50mm.
- Chrome-plated brass.
- Supplied in packs of 2.

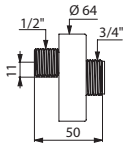

856794.2P

Offset standard connector	856794.2P

Offset or in-line connector
With STOP/CHECK



- Chrome-plated brass connector.
- M½" - M¾".
- Escutcheon Ø 65mm.
- STOP function: integrated stopcock.
- CHECK function: checks if non-return valves are watertight where fitted to mixers (DELABIE patented).
- Supplied in packs of 2.

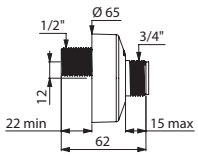

855755.2P

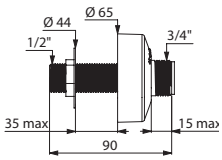

855755UK.2P

Wall connector with STOP/CHECK	
Offset 12mm	855755.2P
In-line for cross wall installation	855755UK.2P

ECO flow straightener
Pre-set at 3 lpm



- Flow straightener pre-set at 3 lpm (DELABIE patented).
- Flow rate can be adjusted from 1.5 - 6 lpm at 3 bar (depending on the mixer/tap model) from the outside with a 2.5mm Allen key.
- Flow straightener with no grid: reduces bacterial development (no water retention or scale deposits).
- Supplied in packs of 2.

The water savings generated by the ECO flow straightener surpass the requirements of class 'Z' of the European standard EN 246.



922024.2P

Scale-resistant ECO flow straightener	
M24/100	922024.2P
F22/100	922022.2P
2.5mm Allen key	C282025

ECO aerator
1.5 lpm



- Rain effect aerator.
- 1.5 lpm.
- Ref. 925716.2P to screw in.
- Ref. 925724.2P to insert in an aerator carrier.
- Complies with environmental label requirements.
- Supplied in packs of 2.



925716.2P



925724.2P

ECO aerator	
M16.5/100	925716.2P
M24/100	925724.2P

Comfort aerator
M16.5/100



- Aerator with comfortable spray.
- M16.5/100.
- For new design TEMPOMIX and TEMPOMIX 3 recessed.
- Supplied in packs of 2.



925616.2P

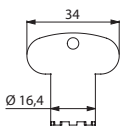

222429

Aerator M16.5/100	
Aerator	925616.2P
Service key	222429

BIOSAFE outlet
M16.5/100



- BIOSAFE free flow hygienic outlet.
- M16.5/100.
- With no grid or partitions in contact with the water.
- Water cannot stagnate in the internal part reducing bacterial development.
- Made from Hostaform® reducing the build-up of scale.
- For TEMPOMIX 3 recessed.
- Supplied in packs of 2.



923016.2P

BIOSAFE outlet M16.5/100	
BIOSAFE outlet	923016.2P
Service key	222429

PREMIX NANO
Thermostatic mixing valve



- Thermostatic mixing valve for MW distribution.
- Temperature can be adjusted from 34 - 60°C.
- To be placed upstream of the mixer/tap.
- Anti-scalding safety.
- Filters and non-return valves.
- Thermal shocks are possible.
- For 1 or 2 taps.

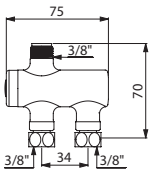

732016

PREMIX NANO	
Nickel, FFM⅜"	**732012**
Polished, FFM⅜"	**732016**

PREMIX COMPACT
Thermostatic mixing valve



- Thermostatic mixing valve for MW distribution.
- Temperature can be adjusted from 30 - 60°C.
- To be placed upstream of the mixer/tap.
- Anti-scalding safety.
- Filters and non-return valves.
- Thermal shocks are possible.

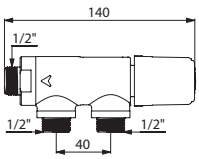

733016

PREMIX COMPACT	
M½" - 2 - 7 valves	**733016**
M¾" - 2 - 10 valves	**733021**

Alternative COMPACT models available *(see page 141)*

Pre-mixer Compact



- For installation beneath the basin.
- Nickel-plated body MF½".
- Controllable non-return valves and filters.

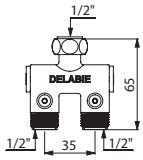

200000

Pre-mixer Compact	200000

Copper tails
To supply mixers and taps



- Soft tempered copper tails.
- Can be installed instead of PEX flexibles.
- Better conductors than flexibles.
- More effective thermal shocks.
- M11 × 100, L. 365mm.
- Supplied in packs of 2.

Don't forget to include non-return valves on the copper tails if the PEX flexibles to be replaced have integral non-return valves (call our Technical team for more information).

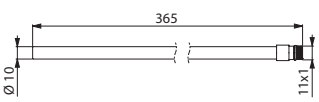

811611.2P

Copper tails	811611.2P

ON/OFF waste
With stainless steel valve



- Washbasin waste M1¼" with stainless steel valve with free flow.
- Recommended for all washbasins equipped with electronic or time flow mixers/taps and washbasins with an overflow.
- Open/close by pressing the top of the waste.

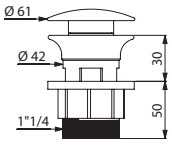

581000

ON/OFF waste	581000

HYGIÉNA waste
With concave grid



- Hygienic washbasin waste, M1¼".
- Concave grid (no water retention).
- Free flow, with no central screw (avoids scale deposits and reduces bacterial development).
- Pre-scored waste: snap off sections can be removed for models with overflow.
- Polished chrome-plated brass grid, chrome-plated ABS body.
- Can adapt to any material and size of washbasin or sink.
- Can be tightened to a minimum of 1mm or maximum of 45mm.

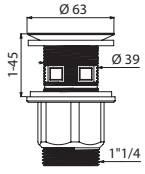

611

HYGIÉNA waste	611

Wall-mounted liquid soap dispenser
With soft-touch operation



- Vandal-resistant model with lock and standard DELABIE key.
- One-piece, hinged cover for easy maintenance and better hygiene.
- Push-button with soft-touch operation.
- Anti-blocking: single dose per press, even when the button is pressed for long periods.
- No waste, non-drip pump-action dispenser.
- Tank with large opening: eases transfer of soap from large containers.
- Level control window.
- For vegetable-based liquid soap with a maximum viscosity of: 3,000 mPa.s.

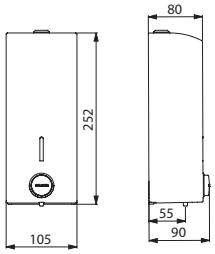

510580

Soft-touch operation liquid soap dispenser - 1 Litre	
304 stainless steel bright polished finish	**510580**
304 stainless steel polished satin finish	**510582**
304 stainless steel white powder-coated	**510581**

Wall-mounted liquid soap dispenser
Electronic



- Vandal-resistant model with lock and standard DELABIE key.
- No manual contact: hands are automatically detected by infrared cell.
- One-piece, hinged cover for easy maintenance and better hygiene.
- No waste pump dispenser: dispenses 0.8ml (can be adjusted up to 7 doses per activation).
- Option of operation in anti-clogging mode.
- Power supply: 6 AA – 1.5V (DC9V) batteries supplied integrated in the soap dispenser body.

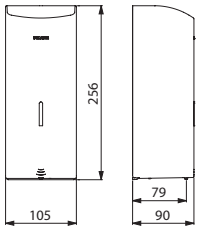

512066P

Electronic liquid soap dispenser - 1 litre	
304 stainless steel bright polished finish	**512066P**
304 stainless steel polished satin finish	**512066S**
304 stainless steel white powder-coated	**512066W**

Deck-mounted liquid soap dispenser
With straight or curved spout



- Model for installing on washbasins.
- Vandal-resistant model.
- Chrome-plated brass body and push-button.
- Non-drip system (waterproof).
- Mechanism can be locked via a grub screw.
- Top fill (by unscrewing the push-button) or from the lower part (by unscrewing the bottle).

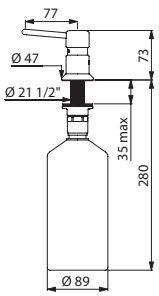

729008

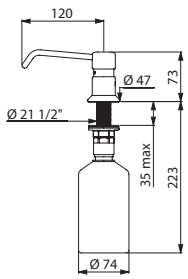

729512

Deck-mounted liquid soap dispenser - Straight spout	
With 1 litre bottle	**729008**
With 0.5 litre bottle	**729508**
With 1.20m flexible tube for remote tank	**729108**
Deck-mounted liquid soap dispenser - Curved spout	
With 1 litre bottle	**729012**
With 0.5 litre bottle	**729512**
With 1.20m flexible tube for remote tank	**729112**

Cross wall liquid soap dispenser
With straight spout



- Vandal-resistant model for cross wall installation for walls up to 180mm.
- For remote tanks (tank not supplied), with 1.20m flexible tube .
- Chrome-plated brass body and push-button.
- Non-drip system (waterproof).
- Mechanism can be locked via a grub screw.

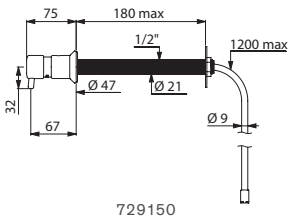

729150

Cross wall liquid soap dispenser	729150



Showers

ELECTRONIC PANELS
67



TIME FLOW PANELS
75



ELECTRONIC CONTROLS
95



TIME FLOW CONTROLS
99



FLOOR TRAPS
119



TERMINAL FILTERS
125





SECURITHERM electronic shower panel **792410 -** Soap dish **710500**

HYGIENE AND CONTROLLING BACTERIAL PROLIFERATION

Opens/closes automatically, with no manual contact
DELABIE's electronic shower panels are operated by active infrared detection. Flow opens/shuts off when the detector senses hands.
No manual contact prevents the spread of germs.

Anti-bacterial duty flush programme
If a shower is not used for prolonged periods of time, water stagnates in the pipework, which favours the development of bacteria (e.g. isolated points-of-use, facilities closed during holidays, etc.).
DELABIE's electronic shower panels have a duty flush programme.
An automatic flush takes place for approximately 60 seconds every 24 hours after the last use.

Reduced-stagnation solenoid valve
Most solenoid valves are fitted with a rubber membrane behind which water stagnates and is not renewed. This can lead to bacterial proliferation.
DELABIE has developed a technology without a membrane (patented system).
With this piston-operated solenoid valve, water is drained and renewed with every use which reduces niches where bacteria can develop.
The solenoid valve's self-cleaning system with a calibrated groove reduces the build-up of dirt. Furthermore, its slow closure eliminates water-hammer.

Scale-resistant shower head
The nozzle in the shower head is made from Hostaform®, a material that is highly scale-resistant (build-up of scale is 10 times slower).
The design, with no grid, allows the shower head to drain the water after use, preventing the spread of germs.

Thermal shocks
With SECURITHERM technology, it is possible to undertake thermal shocks without removing the panel. Simply press the red button with a pointed tool to override the maximum temperature limiter.

Pathogen-free mixers and taps
DELABIE guarantees that its shower panels will be delivered free from pathogenic bacteria.
For more information see page 4.

DESIGN

DELABIE's products, known for their endurance and reliability, have a timeless design. The diversity of the product range fits in perfectly with any commercial installation.
Aesthetic products are subject to less vandalism as they are better respected. The smooth shape of the showers reduces the build-up of dirt and facilitates cleaning.
Easy but secure access to the control mechanisms provides easy maintenance.

80% WATER AND ENERGY SAVINGS

Water savings
Compared to conventional showers, DELABIE's electronic shower panels can offer maximum water savings. They ensure the manager's water bills can be reduced whilst preserving user comfort.

- **Automatic shut-off and split delivery**
  The shower can be interrupted at any moment by the user. If the user forgets, a security shut-off stops the flow after 60 seconds.
  This removes the risk of waste through negligence. The flow time is reduced to the necessary minimum (wetting, rinsing).
- **Flow rate 6 lpm**
  DELABIE's electronic shower panels are regulated at 6 lpm. The flow rate remains constant regardless of pressure variations in the system.

Energy savings
DELABIE's electronic shower panels do not require much energy to operate. DELABIE has chosen infrared active pulse technology, a low-power consumption solution.
The infrared beam is emitted intermittently, saving energy while ensuring effective detection. The batteries have an average lifespan of 350,000 cycles (i.e. 3 to 6 years) depending on the frequency of use.
The Lithium batteries are widely available, affordable and recyclable.
The significant hot water savings provided by DELABIE's shower panels also result in energy savings.

Environmental labels
The water and energy saving performance of DELABIE's shower panels means that the buildings achieve the highest performance standards for international rating schemes such as LEED, BREEAM, HQE or ESTIDAMA.
For more information see page 8.



Hygiene and controlling bacterial proliferation



Reduced-stagnation solenoid valve



Water nozzle with no grid



Water savings per use

COMPARISONS OF WATER CONSUMPTION

Comparison between a conventional shower and a DELABIE electronic panel

Flow rate	Wetting	Soaping	Rinsing	Water consumption
15L	1 min.	2 min.	1 min.	60L / 4 min.
6L	1 min.		1 min.	12L / 2 min.



Anti-scalding safety



Comfortable spray



Choice of sizes and finishes



Vandal-resistant

TECHNICAL SOLUTIONS SUITABLE FOR ALL CONSTRAINTS

ON/OFF mode: activation with no manual contact
Electronic detection allows all users (children, the elderly or people with reduced mobility) to use the shower with no effort required.
Voluntary activation and closure with no manual contact provide perfect hygiene.

Temperature selection and stability
The users can choose their desired water temperature by adjusting the single control.
SECURITHERM thermostatic shower panels provide additional comfort by regulating water temperature even with variations in pressure.

Anti-scalding safety

- **Maximum temperature limiter**
  DELABIE's mixers are delivered with a pre-set maximum temperature limiter which can be adjusted during installation. The user cannot increase the temperature above the maximum set temperature, reducing any risk of scalding.
- **Anti-scalding failsafe**
  SECURITHERM thermostatic technology ensures that the hot water supply shuts off immediately if the cold water supply fails (and vice versa).

Comfortable spray
The specially designed nozzle delivers a comfortable spray which provides effective coverage and a reduced noise level. The spray can be adjusted.

Types of supply
The electronic shower panels are available with top inlet (via stopcocks) or concealed inlet (via flexibles).

Sizes and finishes
DELABIE's shower panels are available in two different finishes: aluminium H. 1.0m, W. 21cm and stainless steel H. 1.20m, W. 25cm.
The large models are ideal for hiding the traces of previous recessed installations.

Technical characteristics

Operating pressure	1 - 5 bar, 3 bar recommended
Pressure differential CW / HW	$\Delta P < 1$ bar
Electrical supply*	230V / 50Hz class II (without earth connection)
6V Lithium battery*	223 standard battery Average lifespan ~350,000 cycles or 3 to 6 years
Duty flush programme	24hr after the last use
Automatic shut-off in event of negligence	Prevents blocking in the open position
Temperature limiter	Can be adjusted
HW supply	55°C
CE	Complies with European directives CEM 2014/30/UE and BT 2014/35/UE

* Depending on model

SPECIFICALLY DESIGNED FOR COMMERCIAL ENVIRONMENTS

DELABIE's shower panels do not need to be recessed and respond to the need for vandal-resistant products in public environments whilst preserving user comfort.

Resistant to intensive use and vandalism
DELABIE's shower panels are specifically designed to withstand intensive use and vandalism, both voluntary and involuntary.
The panels are made from durable and resistant materials whilst the controls and shower heads are made from chrome-plated solid brass.
The mechanisms and sensors are shock-resistant.
The panel fixings are reinforced and concealed.
The ends are concealed to make the back of the panel inaccessible. Streamlined designs discourage attempts at vandalism.
To prevent abuse and waste, the security shut-off system prevents the valve from being blocked in continuous flow.

Superior endurance
DELABIE's electronic shower panel systems are hard-wearing. The piston-operated solenoid valve is self-cleaning, which extends its lifespan to over 500,000 operations.
DELABIE's controls perform to the highest standards. Each model is subjected to endurance tests under extreme conditions in endurance laboratories.

Minimal servicing
Shower head nozzles and mechanisms, made from scale-resistant materials (Hostaform®), do not require de-scaling.

Simple to maintain
The spare parts are standardised to ensure quick and easy replacement by maintenance staff.
Access to the battery and mixer cartridge is from the front, without having to remove the panel.

Easy to install
The shower panels are delivered ready to mount and are quick to install.

Reliable presence detection
DELABIE has chosen the most reliable detection system: infrared active pulse. It cannot be adjusted or affected by variations in light levels.

10-year warranty against any manufacturing defects.



FLOW RATE REGULATED AT 6 LPM
Water savings

SCALE-RESISTANT SHOWER HEAD
Minimal servicing

STREAMLINED DESIGN
LIGATURE-RESISTANT
Reducing the risk of harm

ANODISED ALUMINIUM PANEL
Easy to clean

ON/OFF CONTROL
WITH NO CONTACT
Guaranteed hygiene

SECURITHERM TECHNOLOGY
Stable temperatures
Maximum anti-scalding safety

LIGATURE-RESISTANT
COLLAR
Reducing the risk of harm

THERMAL SHOCKS
System hygiene

TEMPERATURE
CONTROL
Improved comfort

6V LITHIUM BATTERY
Average lifespan
3 - 6 years
(~350,000 cycles)
Can be replaced without
shutting off the water
or removing the panel

REINFORCED
AND CONCEALED FIXINGS
Vandal-resistant

Displayed model: SECURITHERM electronic panel (ref. 792410)

- **Water savings**: 80%
- **Hygiene**: no manual contact, anti-bacterial duty flush, scale-resistant shower head
- **Comfort**: temperature selection directly on the mixer, thermostatic control, voluntary or automatic shut-off
- **Anti-scalding failsafe**: automatic shut-off if cold water supply fails

SECURITHERM aluminium

Thermostatic electronic shower panel



- Anodised aluminium shower panel for wall-mounted, exposed installation.
- **SECURITHERM thermostatic mixer.**
- Adjustable temperature control from cold water up to 38°C with 1st limiter set at 38°C and 2nd limiter set at 41°C (except for ref.s 79240015 and 792410UK: single temperature limiter set at 41°C).
- **Anti-scalding failsafe:** automatic shut-off if cold or hot water supply fails.
- Thermal shocks are possible.
- **Battery-operated with 223 6V Lithium battery.**
- Infrared presence detection. Shower starts when hand is moved towards the sensor (detection distance ~4cm).
- Shuts off voluntarily or automatically after ~60 seconds.
- **Duty flush** (~60 seconds every 24 hours after the last use).
- **Flow rate 6 lpm** at 3 bar.
- Chrome-plated, tamperproof, scale-resistant **ROUND shower head** with automatic flow rate regulation.
- Concealed fixings.
- Filters and non-return valves.

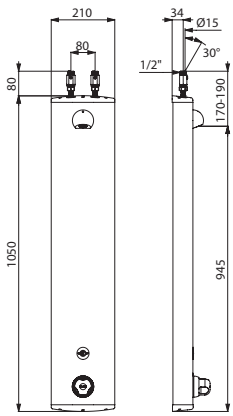

79240015

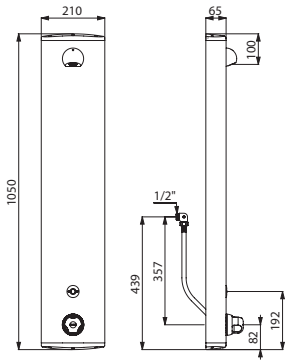

792410

SECURITHERM aluminium electronic panel	
Top inlet via in-line stopcocks M½"	**792400**
Top inlet via in-line stopcocks Ø 15mm for compression fittings *	**79240015**
Concealed inlet via flexibles M½"	**792410**
Concealed inlet via flexibles M½" *	**792410UK**

* Single temperature limiter set at 41°C

We recommend installing a floor trap *(see page 89)*

Option: extension for shower panel *(see page 88)*

- **Water savings**: 80%
- **Hygiene**: no manual contact, anti-bacterial duty flush, scale-resistant shower head
- **Comfort**: voluntary or automatic shut-off

TEMPOMATIC aluminium

Electronic shower panel



- Anodised aluminium shower panel for wall-mounted, exposed installation.
- **TEMPOMATIC electronic valve** for mixed water supply.
- **Battery-operated with 223 6V Lithium battery.**
- Infrared presence detection. Shower starts when hand is moved towards the sensor (detection distance ~4cm).
- Shuts off voluntarily or automatically after ~60 seconds.
- **Duty flush** (~60 seconds every 24 hours after the last use).
- **Flow rate 6 lpm** at 3 bar.
- Chrome-plated, tamperproof, scale-resistant **ROUND shower head** with automatic flow rate regulation.
- M½" connection.
- Concealed fixings.
- Filter.

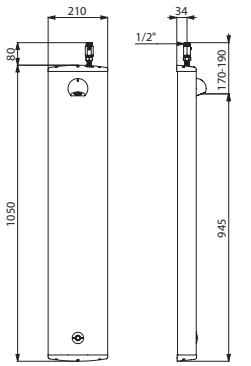

452300

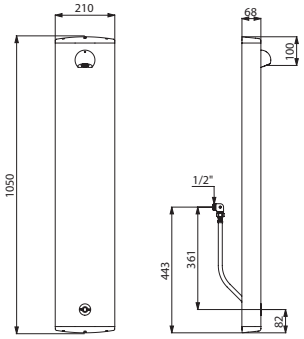

452310

TEMPOMATIC aluminium electronic panel	
Top inlet via in-line stopcock	**452300**
Concealed inlet via flexible	**452310**

We recommend installing a TMV *(see page 129)* and a floor trap *(see page 89)*
Option: extension for shower panel *(see page 88)*

- **Water savings**: 80%
- **Hygiene**: no manual contact, anti-bacterial duty flush, scale-resistant shower head
- **Comfort**: temperature selection directly on the mixer, thermostatic control, voluntary or automatic shut-off
- **Anti-scalding failsafe**: automatic shut-off if cold water supply fails

SECURITHERM stainless steel

Battery-operated thermostatic electronic shower panel



- Large stainless steel shower panel for wall-mounted, exposed installation.
- **SECURITHERM thermostatic mixer.**
- Adjustable temperature control from cold water up to 38°C with 1st limiter set at 38°C and 2nd limiter set at 41°C (except for ref. 79240415: single temperature limiter set at 41°C).
- **Anti-scalding failsafe:** automatic shut-off if cold or hot water supply fails.
- Thermal shocks are possible.
- **Battery-operated with 223 6V Lithium battery.**
- Shower starts when hand is moved towards the sensor (detection distance ~4cm).
- Shuts off voluntarily or automatically after ~60 seconds.
- **Duty flush** (~60 seconds every 24 hours after the last use).
- **Flow rate 6 lpm** at 3 bar.
- Chrome-plated, tamperproof, scale-resistant **ROUND shower head** with automatic flow rate regulation.
- Concealed fixings.
- Filters and non-return valves.
- Stopcocks.

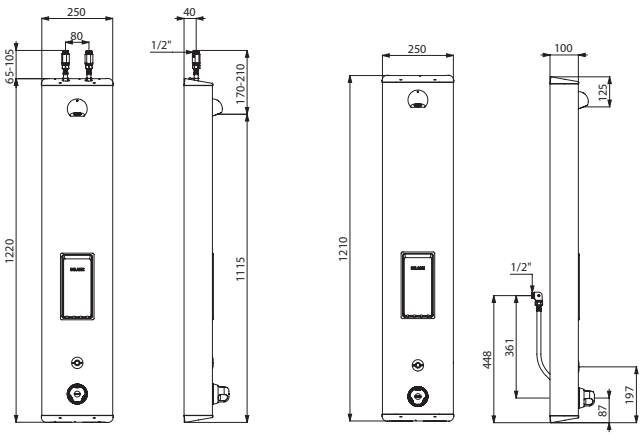

SECURITHERM stainless steel battery-operated electronic panel	
Top inlet via in-line stopcocks, M½"	
With integrated soap dish	**792404**
Without soap dish	**792403**
Top inlet via in-line stopcocks, Ø 15mm for compression fittings	
With integrated soap dish *	**79240415**
Concealed inlet via flexibles, M½"	
With integrated soap dish	**792414**
Without soap dish	**792413**

* Single temperature limiter set at 41°C

Options: extension for shower panel *(see page 88)*

10 lpm comfort nozzle, add "CF" after the reference *(see page 122)*

- **Water savings**: 80%
- **Hygiene**: no manual contact, anti-bacterial duty flush, scale-resistant shower head
- **Comfort**: temperature selection directly on the mixer, thermostatic control, voluntary or automatic shut-off
- **Anti-scalding failsafe**: automatic shut-off if cold water supply fails

SECURITHERM stainless steel

Thermostatic electronic shower panel with mains supply



- Large stainless steel shower panel for wall-mounted, exposed installation.
- **SECURITHERM thermostatic mixer.**
- Adjustable temperature control from cold water up to 38°C with 1st limiter set at 38°C and 2nd limiter set at 41°C.
- **Anti-scalding failsafe:** automatic shut-off if cold or hot water supply fails.
- Thermal shocks are possible.
- **230/6V mains supply.**
- Shower starts when the electronic push-button is pressed.
- Shuts off voluntarily or automatically after ~60 seconds.
- **Duty flush** (~60 seconds every 24 hours after the last use).
- **Flow rate 6 lpm** at 3 bar.
- Chrome-plated, tamperproof, scale-resistant **ROUND shower head** with automatic flow rate regulation.
- Integrated soap dish.
- M½" connections.
- Concealed fixings.
- Filters and non-return valves.
- Stopcocks.

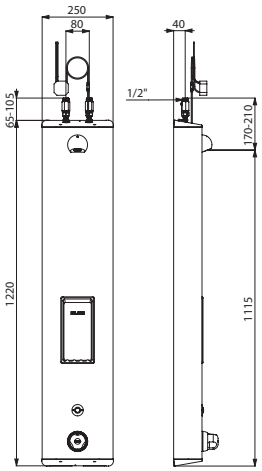

792504

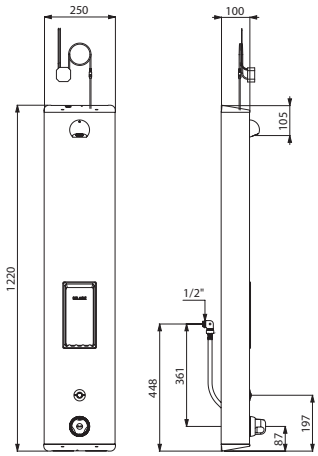

792514

SECURITHERM stainless steel mains supply electronic panel	
Top inlet via in-line stopcocks	**792504**
Concealed inlet via flexibles	**792514**

Options: extension for shower panel *(see page 88)*
10 lpm comfort nozzle, add "CF" after the reference *(see page 122)*



HYGIENE AND CONTROLLING BACTERIAL PROLIFERATION

Automatic timed shut-off, with no manual contact
DELABIE's time flow shower panels shut off automatically once the push-button has been pressed and the valve has opened.
No manual contact after washing prevents the spread of germs by hand.

Scale-resistant shower head
The nozzle in the shower head is made from Hostaform®, a material that is highly scale-resistant (build-up of scale is 10 times slower).
The design, with no grid, allows the shower head to drain the water after use, preventing the spread of germs.

Thermal shocks
With SECURITHERM technology, it is possible to undertake thermal shocks without removing the panel. Simply press the red button with a pointed tool to override the maximum temperature limiter.

Pathogen-free mixers and taps
DELABIE guarantees that its shower panels will be delivered free from pathogenic bacteria.
For more information see page 4.

DESIGN

Commercial environments and design
DELABIE's products, known for their endurance and reliability, have a timeless design.
The diversity of the product range fits in perfectly with any commercial installation.
In an office building or a shopping centre, it is paramount that the product design fits in with its surroundings. In prison, products must be resistant and secure: concealed mechanisms, streamlined design, etc.

Design without constraints
Aesthetic products are subject to less vandalism as they are better respected.
The smooth shape of the showers reduces the build-up of dirt and facilitates cleaning.
Easy but secure access to the control mechanisms provides easy maintenance.

80% WATER AND ENERGY SAVINGS

Water savings
Compared to conventional showers, DELABIE's time flow shower panels can offer maximum water savings. They ensure the manager's water bills can be reduced whilst preserving user comfort.

- **Automatic shut-off and split delivery**
  The time flow is automatic and shuts off after approximately 30 seconds of flow.
  DELABIE's time flow panels remove the risk of waste through negligence. The flow time is reduced to the necessary minimum (wetting, rinsing).
- **Flow rate 6 lpm**
  DELABIE's time flow shower panels are regulated at 6 lpm. The flow rate remains constant regardless of pressure variations in the system.

Energy savings
DELABIE's time flow shower panels operate completely autonomously with no need for an electrical supply. They do not consume any power at all.
The significant hot water savings provided by DELABIE's shower panels also result in energy savings.

Ecological
DELABIE's shower panels are made from materials that are 100% recyclable which ensures that the products receive the best ecological assessment in their category.

Environmental labels
The water and energy saving performance of DELABIE's shower panels means that the buildings achieve the highest performance standards for international rating schemes such as LEED, BREEAM, HQE or ESTIDAMA.
For more information see page 8.



Hygiene and controlling bacterial proliferation



Optimised time flow



Water nozzle with no grid



Water savings per use

COMPARISONS OF WATER CONSUMPTION

Comparison between a conventional shower and a DELABIE time flow panel

Flow rate	Wetting	Soaping	Rinsing	Water consumption
15L	1 min.	2 min.	1 min.	60L / 4 min.
6L	2 x 30 sec.		2 x 30 sec.	12L / 2 min.



Soft technology:
soft-touch operation



Anti-scalding safety



Comfortable spray



Choice of sizes and finishes

TECHNICAL SOLUTIONS SUITABLE FOR ALL CONSTRAINTS

Public and commercial buildings have different requirements depending on the place of installation and type of user.
DELABIE has developed specific products to respond to a variety of challenges (improving comfort, avoiding waste, user safety, etc.).

Soft technology: soft-touch operation
DELABIE has developed time flow controls with soft-touch operation. Soft technology allows all users (children, the elderly or people with reduced mobility) to use the showers with no effort required.
TEMPOSOFT panels are fitted with a priming system that requires half the effort to operate ensuring user comfort.

Temperature selection and stability
Mixer versions (TEMPOMIX) of DELABIE's shower panels are available. They offer the user additional comfort by allowing them to choose the water temperature. Temperature adjustment is done via the single control.
SECURITHERM thermostatic shower panels provide additional comfort by regulating water temperature even with variations in pressure.

Anti-scalding safety

- **Maximum temperature limiter**
  DELABIE's mixers are delivered with a pre-set maximum temperature limiter which can be adjusted during installation.
  The user cannot increase the temperature above the maximum set temperature, reducing any risk of scalding.
- **Anti-scalding failsafe**
  SECURITHERM thermostatic technology ensures that the hot water supply shuts off immediately if the cold water supply fails (and vice versa).

Comfortable spray
The specially designed nozzle delivers a comfortable spray which provides effective coverage and a reduced noise level. The spray can be adjusted.

Types of supply
The time flow shower panels are available with top inlet (via stopcocks) or concealed inlet (via flexibles).

Sizes and finishes
DELABIE's shower panels are available in two different finishes: aluminium H. 1.0m, W.21cm and stainless steel H. 1.20m, W. 25cm.
The large models are ideal for hiding the traces of previous recessed installations.

SPECIFICALLY DESIGNED FOR COMMERCIAL ENVIRONMENTS

DELABIE's shower panels do not need to be recessed and respond to the need for vandal-resistant products in public environments whilst preserving user comfort.

Resistant to intensive use and vandalism
DELABIE's shower panels are specifically designed to withstand intensive use and vandalism, both voluntary and involuntary.
The panels are made from durable and resistant materials whilst the controls and shower heads are made from chrome-plated solid brass.
The mechanisms are shock-resistant. The panel fixings are reinforced and concealed. The ends are concealed to make the back of the panel inaccessible.
Streamlined designs discourage attempts at vandalism.

Superior endurance
The mechanisms in DELABIE's time flow panels are hard-wearing.
The hydraulic timing system with a calibrated groove is self-cleaning, which extends its lifespan to over 500,000 operations. There is no metal-metal or metal-plastic friction, ensuring reliable and durable timing.
DELABIE's controls perform to the highest standards. Each model is subjected to endurance tests under extreme conditions in endurance laboratories.

Minimal servicing
Shower head nozzles and mechanisms, made from scale-resistant materials (Hostaform®), do not require de-scaling. The self-cleaning mechanisms are protected by filters.

Simple to maintain
The spare parts are standardised to ensure quick and easy replacement by maintenance staff.
The whole of the system is integrated within an interchangeable cartridge which can be accessed from the front, without having to remove the panel.

Easy to install
The shower panels are delivered ready to mount and are quick to install.

10-year warranty against any manufacturing defects.

Technical characteristics

Operating pressure	1 - 5 bar, 3 bar recommended
Pressure differential CW / HW	$\Delta P < 1$ bar
Temperature limiter	Can be adjusted
HW supply	55°C
Time flow	30 seconds

REINFORCED AND CONCEALED FIXINGS
Vandal-resistant

FLOW RATE REGULATED AT 6 LPM
Water savings

SCALE-RESISTANT SHOWER HEAD
Minimal servicing

STREAMLINED DESIGN LIGATURE-RESISTANT
Reducing the risk of harm



ANODISED ALUMINIUM PANEL
Easy to clean

SOFT TECHNOLOGY
De-pressurising cartridge
Time flow ~30 seconds

SOFT-TOUCH OPERATION
Improved comfort

LIGATURE-RESISTANT COLLAR
Reducing the risk of harm

THERMAL SHOCKS
System hygiene

TEMPERATURE CONTROL
Improved comfort

SECURITHERM TECHNOLOGY
Stable temperatures
Maximum anti-scalding safety

Displayed model: SECURITHERM time flow panel (ref. 792310)

- **Water savings**: 80%
- **Comfort**: temperature selection directly on the mixer, thermostatic control
- **Anti-scalding failsafe**: automatic shut-off if cold water supply fails
- **Vandal-resistant**: aluminium panel, concealed fixings, solid brass shower head and shower valve

SECURITHERM aluminium

Time flow shower panel with fixed shower head



- Anodised aluminium shower panel for wall-mounted, exposed installation.
- **SECURITHERM thermostatic mixer.**
- Adjustable temperature control from cold water up to 38°C; with 1st limiter set at 38°C and 2nd limiter set at 41°C (except for ref.s 79230015 and 792310UK: single temperature limiter set at 41°C).
- **Anti-scalding failsafe:** automatic shut-off if cold or hot water supply fails.
- Thermal shocks are possible.
- **Soft-touch operation.**
- **Time flow ~30 seconds.**
- **Flow rate 6 lpm** at 3 bar.
- Chrome-plated, tamperproof, scale-resistant **ROUND shower head** with automatic flow rate regulation.
- Concealed fixings.
- Filters and non-return valves.

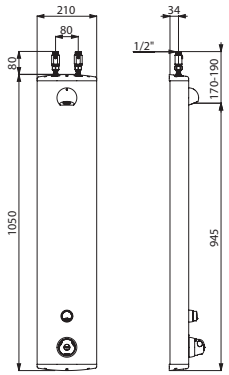

792300

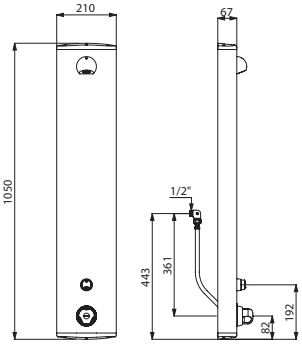

792310UK

SECURITHERM aluminium time flow panel	
With top inlet via in-line stopcocks	
With soap dish, M½"	**792305**
Without soap dish, M½"	**792300**
Without soap dish, Ø 15mm for compression fittings *	**79230015**
With concealed inlet via flexibles M½"	
Without soap dish	**792310**
Without soap dish *	**792310UK**

* Single temperature limiter set at 41°C

We recommend installing a floor trap *(see page 89)*

Option: extension for shower panel *(see page 88)*

- **Water savings**: 80%
- **Comfort**: temperature selection directly on the mixer, thermostatic control
- **Anti-scalding failsafe**: automatic shut-off if cold water supply fails
- **Vandal-resistant**: aluminium panel, concealed fixings, solid brass shower head and shower valve

SECURITHERM aluminium
Time flow shower panel with handset



- Anodised aluminium shower panel for wall-mounted, exposed installation.
- **SECURITHERM thermostatic mixer.**
- Adjustable temperature control from cold water up to 38°C; with 1st limiter set at 38°C and 2nd limiter set at 41°C.
- **Anti-scalding failsafe:** automatic shut-off if cold or hot water supply fails.
- Thermal shocks are possible.
- **Time flow valves ~30 seconds with soft-touch operation.**
- Chrome-plated, tamperproof, scale-resistant **ROUND shower head** with automatic flow rate regulation at **6 lpm** at 3 bar.
- **Handset** with removable flexible via rapid push-fit STOP connector and wall support supplied.
- M½" connections.
- Concealed fixings.
- Filters and non-return valves.

792320

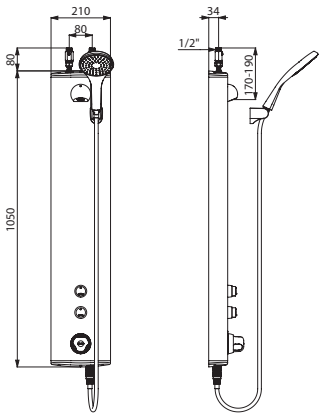

SECURITHERM aluminium dual control time flow panel	
Top inlet via in-line stopcocks	**792320**
Concealed inlet via flexibles	**792330**

We recommend installing a floor trap *(see page 89)*
Option: extension for shower panel *(see page 88)*

SECURITHERM aluminium
Shower panel with dual control and handset



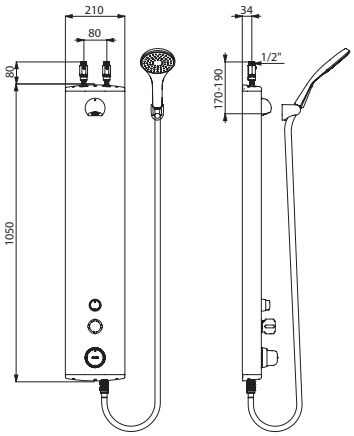

792340

- **Time flow valve ~30 seconds with soft-touch operation** to control the ROUND shower head.
- **Non-time flow 1/4-turn valve** to control the handset.
- Thermal shocks are possible.



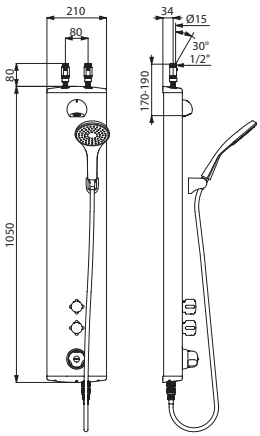

79239015

- **Non-time flow 1/4-turn valves** to control the ROUND shower head and the handset.
- Thermal shocks are possible.

SECURITHERM aluminium dual control shower panel	
With time flow valve and non-time flow valve	
Top inlet via in-line stopcocks, M½"	**792340**
Concealed inlet via flexibles, M½"	**792350**
With 2 non-time flow valves	
Top inlet via in-line stopcocks, M½"	**792390**
Top inlet via in-line stopcocks, Ø 15mm for compression fittings *	**79239015**
Concealed inlet via flexibles, M½"	**792380**

* Single temperature limiter set at 41°C
We recommend installing a floor trap *(see page 89)*
Option: extension for shower panel *(see page 88)*

- **Water savings**: 80%
- **Comfort**: temperature selection directly on the mixer, thermostatic control
- **Anti-scalding failsafe**: automatic shut-off if cold water supply fails
- **Vandal-resistant**: stainless steel shower panel, concealed fixings, solid brass shower head and shower valve

SECURITHERM stainless steel

Time flow shower panel with fixed shower head



- Large stainless steel shower panel for wall-mounted, exposed installation.
- **SECURITHERM thermostatic mixer.**
- Adjustable temperature control from cold water up to 38°C; with 1st limiter set at 38°C and 2nd limiter set at 41°C (except for ref. 79230415: single temperature limiter set at 41°C).
- **Anti-scalding failsafe:** automatic shut-off if cold or hot water supply fails.
- Thermal shocks are possible.
- **Soft-touch operation.**
- **Time flow ~30 seconds.**
- **Flow rate 6 lpm** at 3 bar.
- Chrome-plated, tamperproof, scale-resistant **ROUND shower head** with automatic flow rate regulation.
- Concealed fixings.
- Filters and non-return valves.
- Stopcocks.

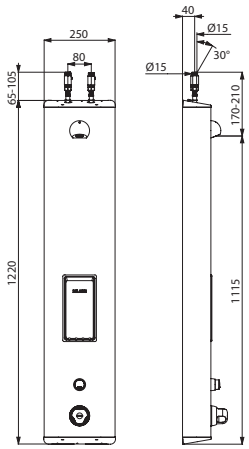

79230415

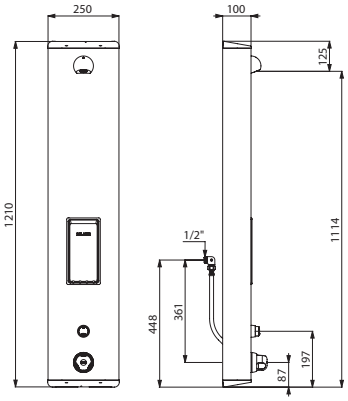

792314

SECURITHERM stainless steel time flow panel	
Top inlet via in-line stopcocks	
With integrated soap dish, M½"	**792304**
With integrated soap dish, Ø 15mm for compression fittings *	**79230415**
Without soap dish, M½"	**792303**
Concealed inlet via flexibles, M½"	
With integrated soap dish	**792314**
Without soap dish	**792313**

* Single temperature limiter set at 41°C
We recommend installing a floor trap *(see page 89)*
Options: extension for shower panel *(see page 88)*
10 lpm comfort nozzle, add "CF" after the reference *(see page 122)*

- **Water savings**: 80%
- **Comfort**: temperature selection directly on the mixer, thermostatic control
- **Anti-scalding failsafe**: automatic shut-off if cold water supply fails
- **Vandal-resistant**: stainless steel shower panel, concealed fixings, solid brass shower head and shower valve

SECURITHERM stainless steel

Shower panel with dual control and handset



- Large stainless steel shower panel for wall-mounted, exposed installation.
- **SECURITHERM thermostatic mixer.**
- Adjustable temperature control from cold water up to 38°C; with 1st limiter set at 38°C and 2nd limiter set at 41°C.
- **Anti-scalding failsafe:** automatic shut-off if cold or hot water supply fails.
  Chrome-plated, tamperproof, scale-resistant **ROUND shower head** with automatic flow rate regulation at **6 lpm** at 3 bar.
- **Handset** with removable flexible via rapid push-fit STOP connector and wall support supplied.
- **Operation:**
  - ref.s 792324 and 792334: **time flow valve ~30 seconds with soft-touch operation** to control the ROUND shower head and **non-time flow 1/4-turn valve** to control the handset.
  - ref.s 792344 and 792354: **non-time flow valves** to control the ROUND shower head and the handset.
- Thermal shocks are possible.
- M½" connections.
- Concealed fixings.
- Filters and non-return valves.
- Stopcocks.

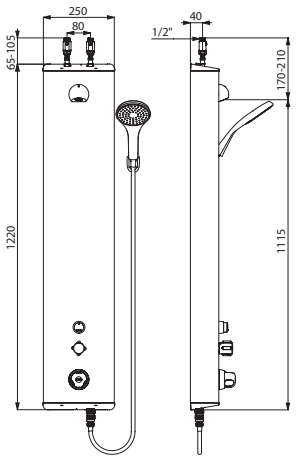

792324

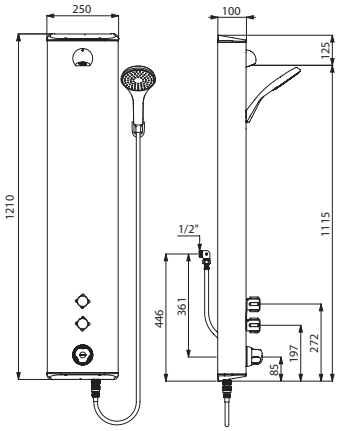

792354

SECURITHERM stainless steel dual control time flow panel	
Top inlet via in-line stopcocks	**792324**
Concealed inlet via flexibles	**792334**
SECURITHERM stainless steel non-time flow dual control panel	
Top inlet via in-line stopcocks	**792344**
Concealed inlet via flexibles	**792354**

We recommend installing a floor trap *(see page 89)*
Option: extension for shower panel *(see page 88)*



Sequential shower panel **H9635 -** Be-Line® lift-up shower seat **511920W -** Floor trap **683001**

- **Water savings**: 70%
- **Comfort**: temperature selection directly on the mixer, thermostatic control
- **Anti-scalding failsafe**: automatic shut-off if cold water supply fails, opens with cold water
- **Vandal-resistant**: aluminium shower panel, concealed fixings, solid brass shower head and shower valve

SECURITHERM aluminium

Sequential shower panel with fixed shower head or handset





- Anodised aluminium shower panel for wall-mounted, exposed installation.
- **SECURITHERM sequential thermostatic mixer** (non-time flow).
- Adjustable temperature control from cold water up to 39°C; maximum temperature limiter set at 39°C, can be adjusted.
- **Anti-scalding failsafe:** automatic shut-off if cold or hot water supply fails.
- Thermal shocks are possible.
- Ref.s H963915, H9639 and H9634: **flow rate 6 lpm** at 3 bar with chrome-plated, tamperproof, scale-resistant **ROUND shower head** with automatic flow rate regulation.
- Ref.s H963615, H9636 and H9635: **flow rate 9 lpm** at 3 bar with **sliding handset** on a chrome-plated rail with removable flexible hose via rapid push-fit STOP connector.
- Hygiene lever L. 100mm.
- Concealed fixings.
- Filters.



Sequential open and closing

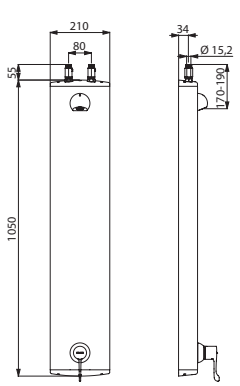

H963915

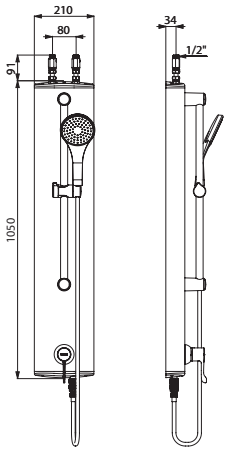

H963615

SECURITHERM aluminium sequential panel with fixed shower head	
Top inlet via in-line stopcocks, M½"	**H9639**
Top inlet via in-line stopcocks, Ø15mm for compression fittings and copper tubes	**H963915**
Concealed inlet via flexibles, M½"	**H9634**
SECURITHERM aluminium sequential panel with handset	
Top inlet via in-line stopcocks, M½"	**H9636**
Top inlet via in-line stopcocks, Ø15mm for compression fittings and copper tubes	**H963615**
Concealed inlet via flexibles, M½"	**H9635**

We recommend installing a floor trap *(see page 89)*
Option: extension for shower panel *(see page 88)*

- **Water savings**: 80%
- **Comfort**: temperature selection directly on the mixer, soft-touch operation
- **Vandal-resistant**: aluminium shower panel, concealed fixings, solid brass shower head and shower valve

TEMPOMIX aluminium

Time flow shower panel with fixed shower head or handset



- Anodised aluminium shower panel for wall-mounted, exposed installation.
- **TEMPOMIX mixer** with adjustable maximum temperature limiter.
- **Soft-touch operation.**
- **Time flow ~30 seconds.**
- **Flow rate 6 lpm** at 3 bar.
- Chrome-plated, tamperproof, scale-resistant **ROUND shower head** with automatic flow rate regulation or **sliding handset** on a chrome-plated rail with flexible hose.
- Concealed fixings.
- Filters and non-return valves.

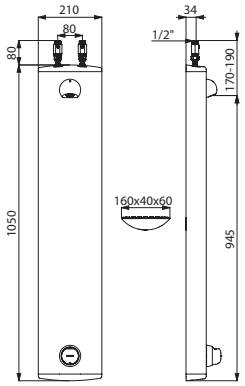

790305

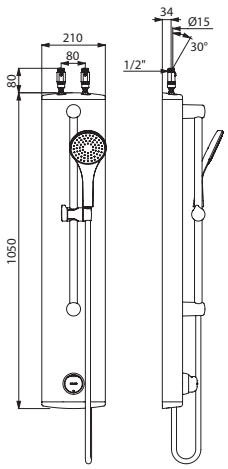

79035015

TEMPOMIX aluminium panel with fixed shower head	
Top inlet via in-line stopcocks	
With soap dish, M½"	**790305**
With soap dish, Ø 15mm for compression fittings	**79030515**
Without soap dish, M½"	**790300**
Without soap dish, Ø 15mm for compression fittings	**79030015**
Concealed inlet via flexibles M½"	
Without soap dish	**790310**
TEMPOMIX aluminium panel with handset	
Top inlet via in-line stopcocks	
Without soap dish, M½"	**790350**
Without soap dish, Ø 15mm for compression fittings	**79035015**

We recommend installing a TMV *(see page 129)* and a floor trap *(see page 89)*
Options: extension for shower panel *(see page 88)*
10 lpm comfort nozzle, add "CF" after the reference *(see page 122)*

- **Water savings**: 80%
- **Comfort**: temperature selection directly on the mixer, soft-touch operation
- **Vandal-resistant**: stainless steel shower panel, concealed fixings, solid brass shower head and shower valve

TEMPOMIX stainless steel

Time flow shower panel with fixed shower head



- Large stainless steel shower panel for wall-mounted, exposed installation.
- **TEMPOMIX mixer** with adjustable maximum temperature limiter.
- **Soft-touch operation.**
- **Time flow ~30 seconds.**
- **Flow rate 6 lpm** at 3 bar.
- Chrome-plated, tamperproof, scale-resistant **ROUND shower head** with automatic flow rate regulation.
- Integrated soap dish.
- M½" connections.
- Concealed fixings.
- Filters and non-return valves.
- Stopcocks.

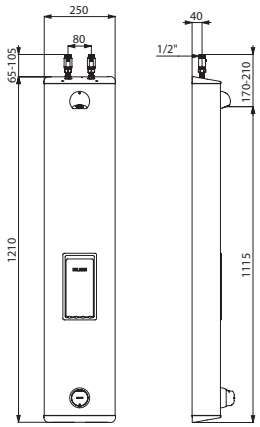

790204

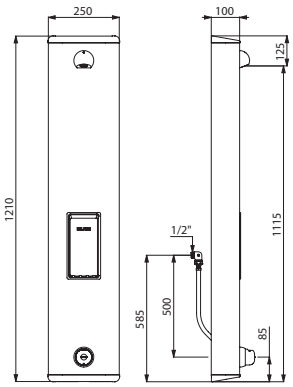

790214

TEMPOMIX stainless steel panel with fixed shower head	
Top inlet via in-line stopcocks	**790204**
Concealed inlet via flexibles	**790214**

We recommend installing a TMV *(see page 129)* and a floor trap *(see page 89)*
Options: extension for shower panel *(see page 88)*
10 lpm comfort nozzle, add "CF" after the reference *(see page 122)*

- **Water savings**: 80%
- **Vandal-resistant**: aluminium shower panel, concealed fixings, solid brass shower head and shower valve

TEMPOSOFT aluminium

Time flow shower panel with fixed shower head



- Anodised aluminium shower panel for wall-mounted, exposed installation.
- Top inlet supply for mixed water via in-line stopcock M½".
- **TEMPOSOFT time flow control** for mixed water.
- **Soft-touch operation.**
- **Time flow ~30 seconds.**
- **Flow rate 6 lpm** at 3 bar.
- Chrome-plated, tamperproof, scale-resistant **ROUND shower head** with automatic flow rate regulation.
- Concealed fixings.
- Filter.

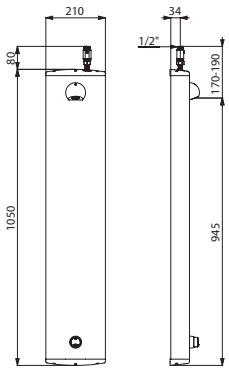

749300

TEMPOSOFT aluminium panel with fixed shower head	749300

We recommend installing a TMV *(see page 129)* and a floor trap *(see page 89)*
Option: extension for shower panel *(see page 88)*

TEMPOSOFT aluminium

Time flow shower panel with handset



- Anodised aluminium shower panel for wall-mounted, exposed installation.
- Top inlet supply for mixed water via in-line stopcock M½".
- **TEMPOSOFT time flow control** for mixed water.
- **Soft-touch operation.**
- **Time flow ~30 seconds.**
- Sliding **handset** on a chrome-plated rail with flexible hose.
- Concealed fixings.
- Filter.

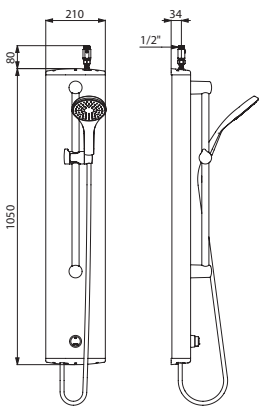

749350

TEMPOSOFT aluminium panel with handset	749350

We recommend installing a TMV *(see page 129)* and a floor trap *(see page 89)*
Option: extension for shower panel *(see page 88)*

- **Water savings**: 70%
- **Vandal-resistant**: aluminium shower panel, concealed fixings, solid brass shower head and shower valve
- **Comfort**: temperature selection directly on the mixer

Aluminium shower panel

Mechanical shower panel with fixed shower head



- Anodised aluminium shower panel for wall-mounted, exposed installation.
- Top inlet via in-line stopcocks.
- **Mechanical mixer without time flow.**
- **Flow rate 6 lpm** at 3 bar.
- Chrome-plated, tamperproof, scale-resistant **ROUND shower head** with automatic flow rate regulation.
- Concealed fixings.
- Filters.

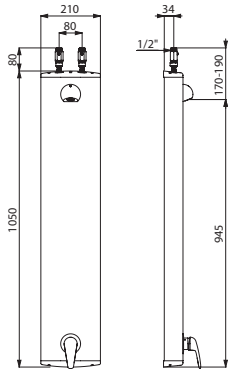

791300

Aluminium shower panel with fixed shower head	
M½"	**791300**
Ø 15mm for compression fittings	**79130015**

We recommend installing a TMV *(see page 129)* and a floor trap *(see page 89)*
Option: extension for shower panel *(see page 88)*

Aluminium shower panel

Mechanical shower panel with handset



- Anodised aluminium shower panel for wall-mounted, exposed installation.
- Top inlet via in-line stopcocks M½".
- **Mechanical mixer without time flow.**
- Sliding **handset** on a chrome-plated rail with flexible hose.
- Concealed fixings.
- Filters.

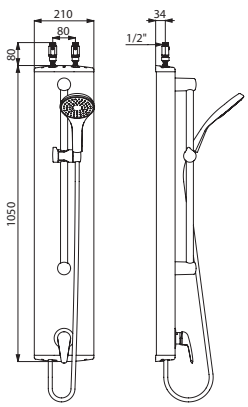

791350

Aluminium shower panel with handset	
	791350

We recommend installing a TMV *(see page 129)* and a floor trap *(see page 89)*
Option: extension for shower panel *(see page 88)*

Cut-to-size extension
For aluminium shower panels



- For aluminium shower panels.
- Protects the pipework between the top of the shower panel and the ceiling.
- W. 210mm, H. 1,000mm.
- Extension can be cut to size.
- Anodised aluminium.

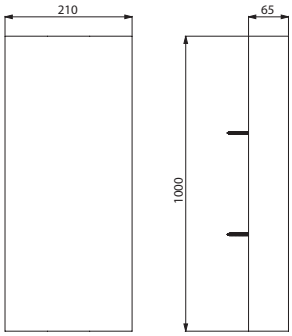

790152

Aluminium extension	**790152**

Telescopic extension
For stainless steel shower panels



- For stainless steel shower panels.
- Protects the pipework between the top of the shower panel and the ceiling.
- W. 218mm.
- Height adjustment 350 - 550mm.
- Stainless steel satin finish.

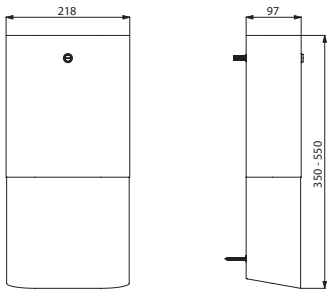

790153

Stainless steel extension	**790153**

Soap dish
Wall-mounted



- Concealed fixings.
- Support fixed to wall by 4 screws.
- Chrome-plated Bayblend®.
- Matte or bright finish.



710500

Wall-mounted soap dish	
Matte finish	**710500**
Bright finish	**710501**

Rapid push-fit STOP connector
For shower panels



- Rapid push-fit STOP connector.
- For attaching flexible hose to shower panel.

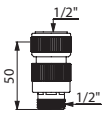

807792

Rapid push-fit STOP connector	**807792**

Anti-bacterial BIOFIL shower head
Single use filter



- Single use shower head filter, sterilising grade 0.1µm absolute-rated.
- Non-sterile CE class I anti-bacterial filter.
- Maximum lifespan: 62 days after installation.
- Immediate protection against waterborne nosocomial infections.
- Filtration area: 1,400cm².
- Filtration flow rate: 12 lpm at 3 bar.
- Maximum upstream pressure: 5 bar.

For more information see page 125.

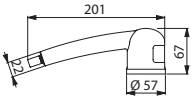

30060.10P

CE anti-bacterial BIOFIL shower head	
Without seal *(10 per pack)*	**30060.10P**
Push-fit connector, M½"	**820023**

Anti-bacterial BIOFIL cartridge
Single use filter



- Single use cartridge filter, sterilising grade 0.1µm absolute-rated.
- Non-sterile CE class I anti-bacterial filter.
- Maximum lifespan: 62 days after installation.
- Immediate protection against waterborne nosocomial infections.
- Filtration area: 1,400cm².
- Filtration flow rate: 12 lpm at 3 bar.
- Maximum upstream pressure: 5 bar.

For more information see page 125.

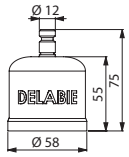

30050A.10P

CE anti-bacterial BIOFIL cartridge	
Without seal *(10 per pack)*	**30050A.10P**
Push-fit connector, M24/125	**820025**

Floor trap 150 × 150mm
For tiled or concrete floors



- Flow rate 36 lpm (meets standards).
- Water level 50mm.
- Bright polished stainless steel plate and grid 150 × 150mm.
- Horizontal or vertical outlet Ø 40mm integrated into the height of the floor trap.
- Height adjusts up to 70mm with extension.

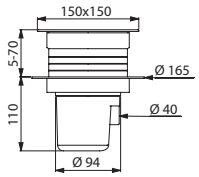

683001

Floor trap 150 × 150mm	**683001**

Floor trap 100 × 100mm
For tiled or concrete floors



- Flow rate 36 lpm (meets standards).
- Water level 50mm.
- Bright polished stainless steel grid 100 × 100mm.
- Horizontal or vertical outlet Ø 40mm integrated into the height of the floor trap.
- Height adjusts up to 80mm with extension.

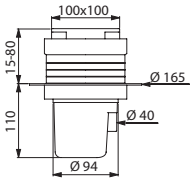

682001

Floor trap 100 × 100mm	**682001**

Floor trap Ø 114mm
For soft or vinyl floors



- Flow rate 36 lpm (meets standards).
- Water level 50mm.
- Bright polished stainless steel grid Ø 114mm.
- Horizontal or vertical outlet Ø 40mm integrated into the height of the floor trap.
- Height adjusts up to 85mm with extension.

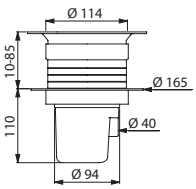

683002

Floor trap Ø 114mm	**683002**

Floor trap 140 × 140mm
For tiled or concrete floors



- Flow rate 18 lpm.
- Water level 18mm.
- Brass body 140 × 140mm.
- Bright polished stainless steel grid fixed by a stainless steel screw.
- PVC bell.
- Vertical outlet Ø 40mm (provide elbow for horizontal outlets).

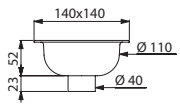

684000

Floor trap 140 × 140mm	**684000**

PREMIX NANO
Thermostatic mixing valve



- Thermostatic mixing valve for MW distribution.
- Temperature can be adjusted from 34 - 60°C.
- To be placed upstream of the shower.
- Anti-scalding safety.
- Filters and non-return valves.
- Thermal shocks are possible.
- Supplies one shower.

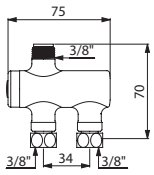

732016

PREMIX NANO	
Nickel, FFM⅜"	**732012**
Polished, FFM⅜"	**732016**

PREMIX COMPACT
Thermostatic mixing valve



- Thermostatic mixing valve for MW distribution.
- Temperature can be adjusted from 30 - 60°C.
- To be placed upstream of the shower.
- Anti-scalding safety.
- Filters and non-return valves.
- Thermal shocks are possible.

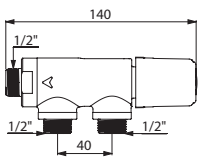

733016

PREMIX COMPACT	
M½" - 1 - 3 showers	**733016**
M¾" - 1 - 5 showers	**733021**

Alternative COMPACT models available *(see page 141)*



Optimised time flow



Water savings per use



Hygiene and controlling bacterial proliferation



Soft technology: soft-touch operation



Vandal-resistant

80% WATER AND ENERGY SAVINGS

Water savings

- **Automatic shut-off and split delivery**
  The time flow is automatic and shuts off after approximately 30 seconds of flow.
  The SPORTING 2 removes the risk of waste through negligence. The flow time is reduced to the necessary minimum (wetting, rinsing).
- **Flow rates at 6 lpm**
  The SPORTING 2 is regulated at 6 lpm. Thanks to an integrated flow rate regulator in the shower head, the flow rate remains constant regardless of pressure variations in the system.

Energy saving and ecological
The SPORTING 2 operates completely autonomously with no need for an electrical supply. It does not consume any power at all. It is made from materials that are 100% recyclable which ensures that the product receives the best ecological assessment in its category.

Environmental labels
The water and energy saving performance of the SPORTING 2 means that the buildings achieve the highest performance standards for international rating schemes such as LEED, BREEAM, HQE or ESTIDAMA.
For more information see page 8.

HYGIENE AND CONTROLLING BACTERIAL PROLIFERATION

Automatic timed shut-off, with no manual contact
The SPORTING 2 shuts off automatically once the push-button has been pressed and the valve has opened. No manual contact after washing prevents the spread of germs by hand.

Mechanical flush and scale-resistant shower head
The SPORTING 2's de-pressurising system allows a mechanical purge with every use. This prevents water stagnation, partly responsible for bacterial development. The design, with no grid, allows the shower head to drain the water after use, preventing the spread of germs.

Pathogen-free mixers and taps
The SPORTING 2 is guaranteed to be delivered free from pathogenic bacteria.
For more information see page 4.

DESIGN

DELABIE's products, known for their endurance and reliability, have a timeless design. The diversity of the product range fits in perfectly with any commercial installation.
Aesthetic products are subject to less vandalism as they are better respected. The smooth shape of the showers reduces the build-up of dirt and facilitates cleaning. Easy but secure access to the control mechanisms provides easy maintenance.

SPECIFICALLY DESIGNED FOR COMMERCIAL ENVIRONMENTS

The SPORTING 2 does not need to be recessed and responds to the need for a vandal-resistant product in public and commercial environments whilst preserving user comfort.
Equally, on renovation projects, the panels can hide any traces of the old installation.

Modularity
The SPORTING 2 panel offers two types of supply: from the top or from behind. Simply remove the cap and change the orientation of the connector.

Comfort
The SPORTING 2 features soft-touch operation. It allows all users (children, the elderly or people with reduced mobility) to use the shower. For their comfort, the panel is supplied directly with mixed water.
The specific design of the nozzle delivers a comfortable spray which washes effectively.

Resistant to intensive use and vandalism
The SPORTING 2 has been specifically designed to withstand intensive use and vandalism.
The panel is made from aluminium, a durable and resistant material. The panel fixings are reinforced and concealed. Streamlined designs and the slimline structure discourage attempts at vandalism.
The ligature-resistant shower nozzle withstands any attempts at unwanted removal or self-harm.

Superior endurance
The time flow mechanism in the SPORTING 2 is hard-wearing. The hydraulic timing system with a calibrated groove is self-cleaning, which extends its lifespan to over 500,000 operations.
There is no metal-metal or metal-plastic friction, ensuring reliable and durable timing.

Minimal servicing
Shower head nozzles and mechanisms are made from scale-resistant materials (Hostaform®).
The panel can be serviced without having to remove it. Simply remove the cap, with the tool supplied, to clean the filter protecting the mechanism.
To facilitate the replacement of a cartridge or for frost protection, the removable stopcock is integrated directly on the panel.

Easy to maintain
The spare parts are standardised to ensure quick and easy replacement by maintenance staff.
The cartridge can be changed and accessed from the front, without having to remove the panel.

Easy to install
The shower panels are delivered ready to mount and are quick to install.

10-year warranty against any manufacturing defects.



ADJUSTABLE CONNECTOR
for top or back inlets

STOPCOCK IS ACCESSIBLE
without having
to remove the panel

FILTER IS ACCESSIBLE
without having
to remove the panel

REMOVABLE CAP
facilitates access
to stopcock and filter

FLOW RATE REGULATED AT 6 LPM
Water savings

CARTRIDGE CAN BE CHANGED WITHOUT REMOVING THE PANEL
Easy to maintain

REMOVABLE SUPPLY CONNECTOR
Easy to maintain

SCALE-RESISTANT NOZZLE
Minimal servicing

CONCEALED FIXINGS
Vandal-resistant

STREAMLINED DESIGN LIGATURE-RESISTANT
Reducing the risk of harm

DESIGN
simple and sleek

SOFT-TOUCH OPERATION
Improved comfort

CONCEALED FIXINGS
Vandal-resistant

Displayed model: SPORTING 2 (ref: 714700)



SPORTING 2 time flow shower panel **714700 -** Soap dish **710500 -** Floor trap **683001**

- **Water savings**: 80%
- **Vandal-resistant**: aluminium shower panel, streamlined design, concealed fixings, ligature-resistant shower head
- **Maintenance**: made easy thanks to accessible stopcock and filter
- **Comfort**: soft-touch operation, mixed water supply

SPORTING 2

Time flow shower panel





- Anodised aluminium and chrome-plated satin finish.
- **Adjustable connector for top or back inlets.**
- Slimline structure with concealed fixings.
- **Soft-touch operation.**
- Automatic mechanical flush with every use.
- **Time flow ~30 seconds.**
- **Flow rate 6 lpm** at 3 bar.
- Tamperproof, scale-resistant fixed shower head with automatic flow rate regulation.
- Adjustable spray.
- Accessible filter and non-return valve.
- **Integrated stopcock.**
- M½" connection for mixed water supply.

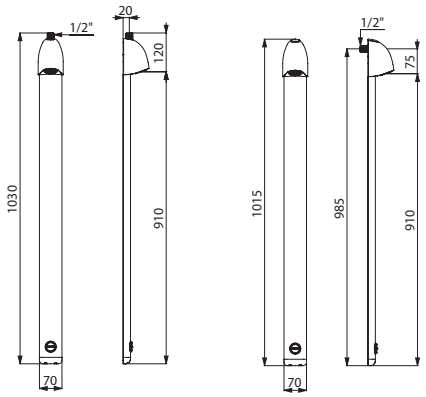

714700

SPORTING 2 shower panel	
SPORTING 2	**714700**
SPORTING 2 with GR grid	**714700GR**

We recommend installing a TMV *(see page 129)*
Options: soap dish *(see page 123)* and BIOFIL filter *(see page 125)*.




DELABIE

HYGIENE AND CONTROLLING BACTERIAL PROLIFERATION

Opens/closes automatically, with no manual contact
DELABIE's electronic shower controls are operated by active infrared detection.
Depending on the programme, flow opens/shuts off when the detector senses hands (ON/OFF mode) or by detecting a user (automatic mode).
In this instance, it shuts off automatically when the user leaves the detection zone.
No manual contact prevents the spread of germs.

Anti-bacterial duty flush programme
If a shower is not used for prolonged periods of time, water stagnates in the pipework, which favours the development of bacteria (e.g. isolated points-of-use, facilities closed during holidays, etc.).
DELABIE's electronic shower controls have a duty flush programme.
An automatic flush takes place for approximately 60 seconds every 24 hours after the last use (programmable on some models).

Scale-resistant shower head
The nozzle in the shower head is made from Hostaform®, a material that is highly scale-resistant (build-up of scale is 10 times slower).
The design, with no grid, allows the shower head to drain the water after use, preventing the spread of germs.

80% WATER AND ENERGY SAVINGS

Water savings
Compared to conventional showers, DELABIE's electronic shower controls can offer maximum water savings. They ensure the manager's water bills can be reduced whilst preserving user comfort.

- **Automatic shut-off and split delivery**
  The shower can be interrupted at any moment by the user. If the user forgets, a security shut-off stops the flow after 60 seconds.
  This removes the risk of waste through negligence.
  The flow time is reduced to the necessary minimum (wetting, rinsing).
- **Flow rate 6 lpm**
  DELABIE shower controls are regulated at 6 lpm. The flow rate remains constant regardless of pressure variations in the system.

TECHNICAL SOLUTIONS SUITABLE FOR ALL CONSTRAINTS

Independent electronic unit, 6V battery: SECURITHERM waterproof recessed models
This waterproof recessing housing prevents water ingress behind the partition that could leak onto the tiles.

- **Temperature selection and stability**
  The user can choose their desired water temperature by adjusting the single control, which is stable regardless of pressure variations in the system.
- **Anti-scalding safety**
  SECURITHERM thermostatic technology ensures that the hot water supply shuts off immediately if the cold water supply fails.

Independent electronic control unit, 230/12V mains supply: TEMPOMATIC recessed or cross wall models
The mains unit provides the option to adjust the detection distance, change the operating mode (ON/OFF or automatic) and change the duty flush settings. The electronic control units are waterproof (IP65) with integrated LEDs to help with diagnostic checks.

SPECIFICALLY DESIGNED FOR COMMERCIAL ENVIRONMENTS

Resistant to intensive use and vandalism
DELABIE's controls are specifically designed to withstand intensive use and vandalism, both voluntary and involuntary.
The models are available in recessed or cross wall versions.
To prevent abuse and waste, the security shut-off system prevents the valve from being blocked in continuous flow.

Superior endurance
The mechanisms in electronic controls are hard-wearing. The solenoid valve has a lifespan of over 500,000 operations.

Simple to maintain
The spare parts are standardised to ensure quick and easy replacement by maintenance staff.

Comfortable spray
The specially designed nozzle delivers a comfortable spray which provides effective coverage and a reduced noise level. The spray can be adjusted.

10-year warranty against any manufacturing defects.

CE Complies with European directives CEM 2014/30/UE and BT 2014/35/UE.



Hygiene and controlling bacterial proliferation



Water nozzle with no grid



Comfortable spray



Water savings per use



Vandal-resistant

- **Water savings**: 80%
- **Hygiene**: no manual contact, anti-bacterial duty flush, scale-resistant shower head
- **Comfort**: temperature selection directly on the mixer, thermostatic control, voluntary or automatic shut-off
- **Anti-scalding safety**: automatic shut-off if cold water supply fails

SECURITHERM

Thermostatic electronic shower kit in a waterproof housing





- Tamperproof satin finish stainless steel wall plate 195 × 220mm.
- **Waterproof recessing housing.**
- 16 - 30mm allowance for different wall finishes.
- **SECURITHERM thermostatic mixer ¾".**
- **Anti-scalding safety:** automatic shut-off if cold or hot water supply fails.
- Adjustable temperature control from 32 - 40°C, pre-set at 38°C.
- **Battery-operated with 223 6V Lithium battery.**
- Infrared presence detection.
  Shower starts when hand is 4cm from the sensor.
- Shuts off voluntarily or automatically after ~60 seconds.
- **Duty flush** (~60 seconds every 24 hours after the last use).
- **Flow rate 6 lpm** at 3 bar.
- Chrome-plated, tamperproof, scale-resistant **ROUND shower head** with automatic flow rate regulation.
- Concealed fixings, stopcocks M½".
- Integrated non-return valves and filters.
- Chrome-plated Bayblend® control knob.



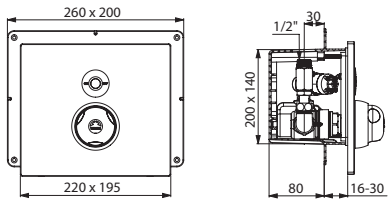

792BOX + 792459

SECURITHERM electronic shower in waterproof housing	
Shower kit with ROUND shower head (flow rate 6 lpm)	**792BOX + 792459**
Shower mixer without shower head (flow rate 9 lpm)	**792BOX + 792452**

We recommend installing a floor trap *(see page 119)*

- **Water savings**: 80%
- **Hygiene**: no manual contact, anti-bacterial duty flush, scale-resistant shower head
- **Comfort**: adjustable time flow, two activation modes
- **Vandal-resistant**: chrome-plated solid brass, recessed or cross wall installation

TEMPOMATIC
Recessed electronic shower kit



- **TEMPOMATIC electronic valve** for mixed water supply.
- For recessed installation.
- Power supply by electronic control unit with solenoid valve ½".
- 230/12V transformer.
- **2 operation modes:**
  - Automatic activation via presence detection.
  - Voluntary ON/OFF activation by passing hand in front of sensor ~10cm.
- **Duty flush** (~60 seconds every 24 hours after the last use).
- **Adjustable time flow** 30 - 60 seconds.
- **Flow rate 6 lpm** at 3 bar with chrome-plated, tamperproof, scale-resistant **ROUND shower head** with automatic flow rate regulation.
- Chrome-plated solid brass.

452569

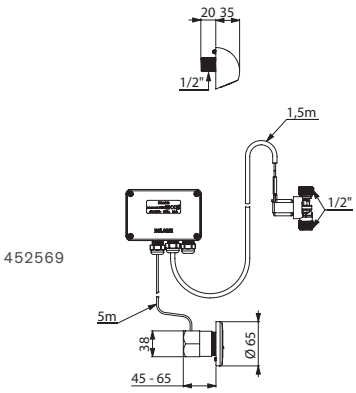

TEMPOMATIC recessed shower	
Shower kit with ROUND shower head	**452569**
Shower valve without shower head	**452565**

We recommend installing a TMV *(see page 129)* and a floor trap *(see page 119)*

TEMPOMATIC
Cross wall electronic shower kit

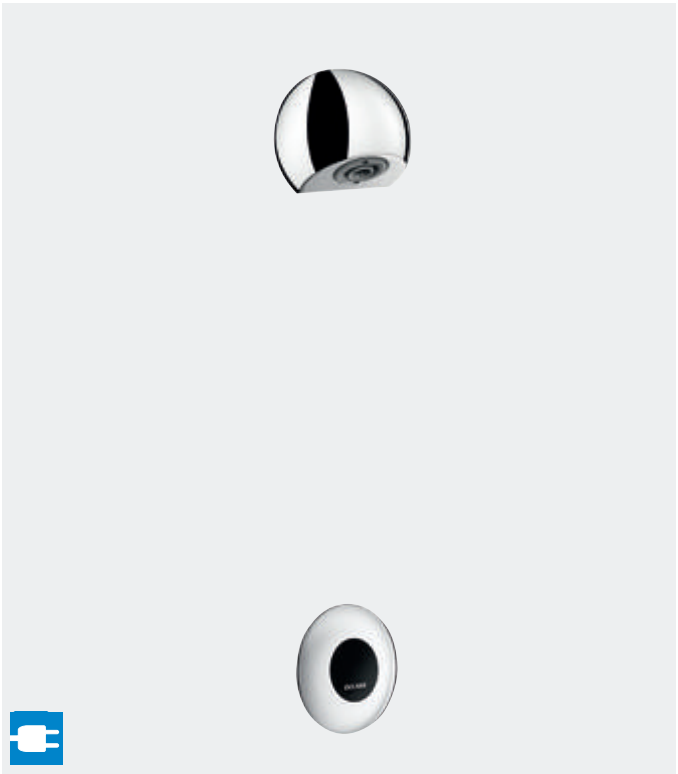

- **TEMPOMATIC electronic valve** for mixed water supply.
- For walls ≤ 155mm.
- Power supply by electronic control unit with solenoid valve ½".
- 230/12V transformer.
- **2 operation modes:**
  - Automatic activation via presence detection.
  - Voluntary ON/OFF activation by passing hand in front of sensor ~10cm.
- **Duty flush** (~60 seconds every 24 hours after the last use).
- **Adjustable time flow** 30 - 60 seconds.
- **Flow rate 6 lpm** at 3 bar with chrome-plated, tamperproof, scale-resistant **ROUND shower head** with automatic flow rate regulation.
- Chrome-plated solid brass.
- Wall plate flush to the wall.
- Threaded rods can be cut to size.

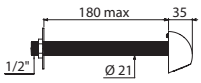

452159

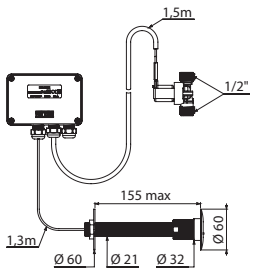

TEMPOMATIC cross wall shower	
Shower kit with ROUND shower head	**452159**
Shower valve without shower head	**452150**

We recommend installing a TMV *(see page 129)* and a floor trap *(see page 119)*


DELABIE

HYGIENE AND CONTROLLING BACTERIAL PROLIFERATION

Automatic timed shut-off, with no manual contact
DELABIE's time flow shower controls shut off automatically once the push-button has been pressed and the valve has opened.
No manual contact after washing prevents the spread of germs by hand.

Scale-resistant shower head
The nozzle in the shower head is made from Hostaform®, a material that is highly scale-resistant (build-up of scale is 10 times slower).
The design, with no grid, allows the shower head to drain the water after use, preventing the spread of germs.

Pathogen-free mixers and taps
DELABIE guarantees that its shower controls will be delivered free from pathogenic bacteria.
For more information see page 4.

DESIGN

Commercial environments and design
DELABIE's products, known for their endurance and reliability, have a timeless design.
The diversity of the product range fits in perfectly with any commercial installation.
In an office building or a shopping centre, it is paramount that the product design fits in with its surroundings.
In prison, products must be resistant and secure: concealed mechanisms, streamlined design, etc.

Design without constraints
Aesthetic products are subject to less vandalism as they are better respected.
The smooth shape of the showers reduces the build-up of dirt and facilitates cleaning. Easy but secure access to control mechanisms provides easy maintenance.

80% WATER AND ENERGY SAVINGS

Water savings
Compared to conventional showers, DELABIE's time flow shower controls can offer maximum water savings. They ensure the manager's water bills can be reduced whilst preserving user comfort.

- **Automatic shut-off and split delivery**
  The time flow is automatic and shuts off after approximately 30 seconds of flow.
  DELABIE's time flow controls remove the risk of waste through negligence.
  The time flow is reduced to the necessary minimum (wetting, rinsing).
- **Flow rate 6 lpm**
  DELABIE's shower valves are regulated at 6 lpm.
  The flow rate remains constant regardless of pressure variations in the system.

Energy savings
DELABIE's time flow shower controls operate completely autonomously with no need for an electrical supply. They do not consume any power at all.
The significant hot water savings provided by DELABIE's shower controls also result in energy savings.

Ecological
DELABIE's shower valves are made from materials that are 100% recyclable which ensures that the products receive the best ecological assessment in their category.

Environmental labels
The water and energy saving performance of DELABIE's shower controls means that the buildings achieve the highest performance standards for international rating schemes such as LEED, BREEAM, HQE or ESTIDAMA.
For more information see page 8.



Hygiene and controlling bacterial proliferation



Optimised time flow



Water nozzle with no grid



Water savings per use

COMPARISONS OF WATER CONSUMPTION

Comparison between a conventional shower and a DELABIE time flow shower

Flow rate	Wetting	Soaping	Rinsing	Water consumption
15L	1 min.	2 min.	1 min.	60L / 4 min.
6L	2 x 30 sec.		2 x 30 sec.	12L / 2 min.


DELABIE

TECHNICAL SOLUTIONS SUITABLE FOR ALL CONSTRAINTS

Public and commercial buildings have different requirements depending on the place of installation and type of user.
DELABIE has developed specific products to respond to a variety of challenges (improving comfort, avoiding waste, user safety, etc.).

Soft technology: soft-touch operation
DELABIE has developed time flow controls with soft-touch operation. Soft technology allows all users (children, the elderly or people with reduced mobility) to use the controls with no effort required. TEMPOSOFT and TEMPOMIX 3 models are fitted with a priming system that requires half the effort to operate ensuring user comfort.

Temperature selection and stability
Mixer versions (TEMPOMIX) of DELABIE's shower controls are available. They offer the user additional comfort by allowing them to choose the water temperature. Temperature adjustment is done via the single control.
SECURITHERM thermostatic controls provide additional comfort by regulating water temperature even with variations in pressure.

Anti-scalding safety

- **Maximum temperature limiter**
  DELABIE's mixers are delivered with a pre-set maximum temperature limiter that can be adjusted during installation.
  The user cannot increase the temperature above the maximum set temperature, reducing any risk of scalding.
- **Anti-scalding safety**
  SECURITHERM thermostatic technology ensures that the hot water supply shuts off immediately if the cold water supply fails.

Comfortable spray
The specially designed nozzle delivers a comfortable spray which provides effective coverage and a reduced noise level. The spray can be adjusted.

Waterproof recessing
Some shower controls have a waterproof recessing housing (TEMPOMIX, TEMPOSTOP and SECURITHERM models).
TEMPOMIX 3 features DELABIE's newest generation of recessing housings. This housing is 100% waterproof and can be installed on different fixtures (rails, solid walls, panels) and can be adapted to fit different wall thicknesses from 10 - 120mm.
The collar, with integrated seal, ensures a waterproof seal.

SPECIFICALLY DESIGNED FOR COMMERCIAL ENVIRONMENTS

Resistant to intensive use and vandalism
DELABIE's time flow shower controls are specifically designed to withstand intensive use and vandalism, both voluntary and involuntary.
The controls are made from chrome-plated solid brass, and fitted with shock-resistant mechanisms.
The fixings are reinforced.
Streamlined designs discourage attempts at vandalism.

Adjustable installations
The controls are available as exposed, recessed or cross wall models for the secure sector for example. These models make access to the mechanisms impossible for the user.

Superior endurance
The time flow mechanisms in DELABIE shower controls are hard-wearing. The hydraulic timing system with a calibrated groove is self-cleaning, which extends its lifespan to over 500,000 operations.
There is no metal-metal or metal-plastic friction, ensuring reliable and durable timing.
DELABIE's shower controls perform to the highest standards. Each model is subjected to endurance tests under extreme conditions in endurance laboratories.

Minimal servicing
Shower head nozzles and mechanisms are made from scale-resistant materials (Hostaform®) and do not require de-scaling. The self-cleaning mechanisms are protected by filters.

Simple to maintain
The spare parts are standardised to ensure quick and easy replacement by maintenance staff.
The whole of the system is integrated within an interchangeable cartridge which can be accessed from the front, without having to remove the valve.

10-year warranty against any manufacturing defects.

Technical characteristics

Operating pressure	1 - 5 bar, 3 bar recommended
Pressure differential CW / HW	ΔP < 1 bar
Temperature limiter	Can be adjusted
HW supply	55°C max
Time flow	30 seconds



Soft technology: soft-touch operation



Anti-scalding safety



Comfortable spray



Waterproof recessing housing



Vandal-resistant

TEMPOMIX 3 RECESSED: 100% WATERPROOF RECESSED HOUSING, MODULAR AND ADAPTABLE

One product for all types of installation (adjustable fins)



Plasterboard rails



Solid walls



Panels

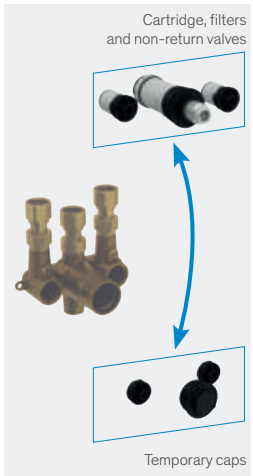

Secure system flush

100% waterproof

The integral seal at the back of the collar *(see image below)* creates a perfect seal.
Standard housings on the market are designed to be cut to size flush to the wall, which increases the risk of leaks between the wall and collar.
DELABIE has developed a housing that can be cut to size in front of the collar, which ensures a perfect seal.

Modular

There are multiple installation options for the housing.
The same housing can be installed:
- On plasterboard rails (via the sides)
- On solid walls (from the front)
- On panels (from the rear).

Adaptable

The cut-to-size housing is the only product available that can adjust to thick walls as well as thin partition walls. It can be installed on partition walls up to 120mm thick, bricks or breeze blocks for areas that are exposed to frequent vandalism.

Quick and easy to install

The TEMPOMIX 3 can be connected to standard piping or "pipe-in-pipe". The hydraulic connection is made from the outside of the housing.

During installation, the time flow cartridge, filters and non-return valves can be replaced by temporary caps to flush the system safely, without damaging the technical elements.

The housing has notches. Once the wall finish is applied, the collar simply clips onto the housing (patented system).

Thanks to the integral seal in the collar, the housing is completely waterproof and the installer does not need to apply anything else (silicone, etc.).
This collar has a dual function, providing a waterproof seal and as a bracket for fixing the wall plate.
Any condensation can drain away via the wall plate.
The wall remains intact.

Water savings

Shut-off is automatic after ~30 seconds of flow.
DELABIE's controls remove any risk of waste through negligence.
The flow time is reduced to the necessary minimum (wetting, rinsing).
The flow rate is regulated at 6 lpm regardless of pressure variations in the system.

Soft-touch operation

The Soft technology allows all users (children, the elderly or people with reduced mobility) to use the controls with no effort required.
The TEMPOMIX 3 is fitted with a priming system that requires half the effort to operate ensuring user comfort.

Temperature limitation and selection

With the TEMPOMIX 3, users can choose the temperature themselves. The selection is made via the single control push-button.
The mixer is supplied with a pre-set maximum temperature limiter which can be adjusted during installation. The user cannot increase the temperature above the maximum set temperature, reducing any risk of scalding.

Resistant to intensive use and vandalism

The mixer bodies are made from solid brass, fitted with shock-resistant mechanisms. The chrome-plated metal plate withstands intensive use. Fixings are concealed and streamlined designs discourage attempts at vandalism.

Minimal servicing and simple to maintain

The technical elements are accessible from the front with no need to remove the housing.
Simply remove the wall plate to gain access.
Maintenance is made easy thanks to the pre-assembled spare parts.
The valve can be disconnected and removed from the inside, without removing the housing, for in-depth maintenance or protection from frost.

ADJUSTABLE WATERPROOF HOUSING



Thick wall finish
Max. 120mm



Narrow wall finish
Min. 10mm



Collar with integrated waterproof seal

STREAMLINED DESIGN LIGATURE-RESISTANT
Reducing the risk of harm



FLOW RATE REGULATED AT 6 LPM
Water savings

SCALE-RESISTANT SHOWER HEAD
Minimal servicing

WATERPROOF HYDRAULIC CONNECTION
Standard pipe or "pipe-in-pipe"

FINS CAN BE ADJUSTED ACCORDING TO INSTALLATION TYPE
Easy to install

NOTCHES TO CLIP AND FIX COLLAR ONTO (patented)
Easy to install

MIXER CAN BE CONNECTED FROM THE OUTSIDE
Easy to install

MIXER CAN BE DISCONNECTED FROM THE INSIDE
Simple to maintain

INTEGRATED STOPCOCKS
Simple to maintain



HOUSING CAN BE CUT TO SIZE
Adjusts to fit wall finishes up to 120mm

ACCESSIBLE CARTRIDGE, FILTERS AND NON-RETURN VALVES
Simple to maintain

SOFT-TOUCH OPERATION AND TEMPERATURE SELECTION
Improved comfort



COLLAR WITH INTEGRATED SEAL
Completely waterproof

Displayed model: TEMPOMIX 3 shower kit in waterproof housing (ref. 794BOX1 + 794219)



TEMPOMIX 3 time flow shower kit **794BOX1 + 794219 -** Floor trap **683001 -** Robe Hook **301**
TEMPOMIX 3 time flow basin mixer **794000 -** UNO countertop washbasin **121820**

- **Water savings**: 80%
- **Comfort**: temperature selection directly via the single control mixer, soft-touch operation
- **Vandal-resistant**: recessed installation, concealed fixings
- **Easy to install**: modular and adjustable waterproof housing (for walls and finishes)

TEMPOMIX 3 recessed

Recessed time flow shower mixer with soft-touch operation

NEW



- **Tamperproof chrome-plated metal wall plate 160 × 160mm.**
- **Waterproof recessing housing:**
  - Collar with waterproof seal.
  - Hydraulic connection from the outside and maintenance from the front.
  - Adjusts to all types of installation (rails, solid walls, panels).
  - Compatible with wall finishes 10 - 120mm (while maintaining the minimum recessing depth of 93mm).
  - Suitable for standard or "pipe-in-pipe" supply.
  - Stopcocks and flow rate adjustment, filters, non-return valves and cartridge are all integrated and accessible from the front.
  - TEMPOMIX 3 single control mixer F½".
  - Supplied in 2 kits: secure system flush without sensitive elements.
- **Temperature control and operation via the push-button.**
- Maximum temperature limiter (can be adjusted by the installer).
- **Time flow ~30 seconds,** can be adjusted.
- **Soft-touch operation.**
- **Flow rate 6 lpm** at 3 bar.
- Chrome-plated, tamperproof, scale-resistant **ROUND shower head** with automatic flow rate regulation.

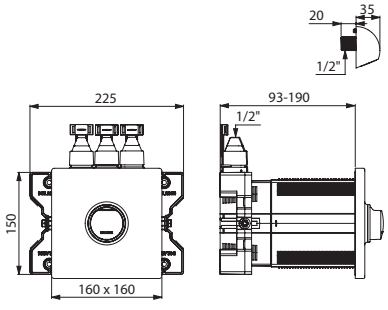

794BOX1 + 794219

TEMPOMIX 3 shower valve in waterproof recessing housing	
Shower kit with ROUND shower head (flow rate 6 lpm)	**794BOX1 + 794219**
Shower mixer without shower head (flow rate 9 lpm)	**794BOX1 + 794218**

We recommend installing a floor trap *(see page 119)*



TEMPOMIX 3 time flow shower kit **794450 -** Floor trap **682001 -** Double coat hook **4042P**

- **Water savings**: 80%
- **Vandal-resistant**: chrome-plated solid brass, streamlined design
- **Comfort**: temperature selection directly via the single control mixer, soft-touch operation

TEMPOMIX 3
Exposed time flow shower kit



- **TEMPOMIX 3 single control mixer ¾".**
- For wall-mounted, exposed installation.
- Temperature control and operation via the push-button.
- Maximum temperature limiter (can be adjusted by the installer).
- **Soft-touch operation.**
- **Time flow pre-set at ~30 seconds,** can be adjusted from 20 - 30 seconds.
- **Flow rate 6 lpm** at 3 bar.
- Chrome-plated, tamperproof, scale-resistant **TONIC JET shower head** with automatic flow rate regulation.
- Chrome-plated solid brass.
- Integrated filters and non-return valves.
- **Chrome-plated metal push-button.**
- Reinforced shower column Ø 16mm and collar (mounting bracket and screws included).
- Offset connectors M½", for centres 130 - 170mm.

794450

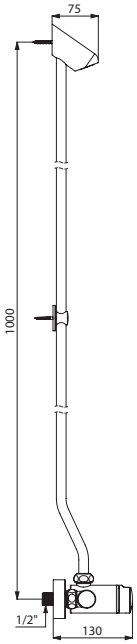

TEMPOMIX 3 exposed shower kit	794450

Options: STOP/CHECK connectors *(see page 122)*
Rain effect grid (add "GR" after the reference)

TEMPOMIX 3
Exposed time flow mixer



- **TEMPOMIX 3 single control mixer ¾".**
- For wall-mounted, exposed installation.
- Temperature control and operation via the push-button.
- Maximum temperature limiter (can be adjusted by the installer).
- **Soft-touch operation.**
- **Time flow pre-set at ~30 seconds,** can be adjusted from 20 - 30 seconds.
- **Flow rate 9 lpm** at 3 bar, can be adjusted from 6 - 12 lpm.
- Chrome-plated solid brass.
- Integrated filters and non-return valves.
- **Chrome-plated metal push-button.**
- Offset connectors M½", for centres 130 - 170mm.

794400

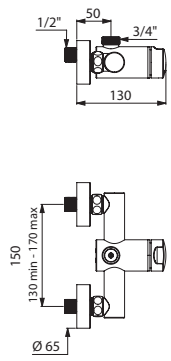

794470

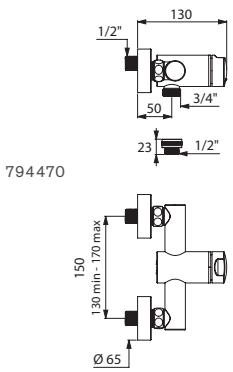

TEMPOMIX 3 exposed mixer	
Top outlet M¾"	794400
Bottom outlet M¾" with M½" connector	794470

Options: STOP/CHECK connectors *(see page 122)*
Shower heads *(see page 120)*

- **Water savings**: 80%
- **Comfort**: temperature selection directly via the mixer, thermostatic control, soft-touch operation
- **Anti-scalding safety**: automatic shut-off if cold water supply fails
- **Vandal-resistant**: ligature-resistant collar, recessed installation, concealed fixings

SECURITHERM

Thermostatic time flow shower kit in a waterproof housing





- Tamperproof satin finish stainless steel wall plate 195 × 220mm.
- **Waterproof recessing housing.**
- 16 - 30mm allowance for different wall finishes.
- **SECURITHERM thermostatic mixer ¾".**
- **Anti-scalding safety:** automatic shut-off if cold or hot water supply fails.
- Adjustable temperature control from 32 - 40°C, pre-set at 38°C.
- **Soft-touch operation.**
- **Time flow ~30 seconds.**
- **Flow rate 6 lpm** at 3 bar.
- Chrome-plated, tamperproof, scale-resistant **ROUND shower head** with automatic flow rate regulation.
- Concealed fixings, stopcocks M½".
- Integrated filters and non-return valves.
- Chrome-plated Bayblend® control knob.

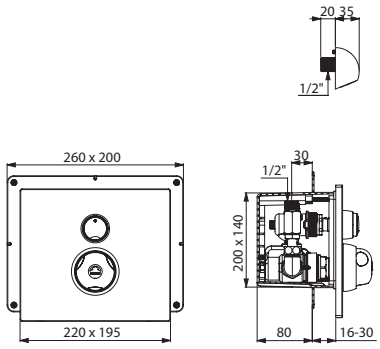

792BOX + 792219

SECURITHERM time flow shower in waterproof housing	
Shower kit with ROUND shower head (flow rate 6 lpm)	**792BOX + 792219**
Shower mixer without shower head (flow rate 9 lpm)	**792BOX + 792218**

We recommend installing a floor trap *(see page 119)*

- **Water savings**: 80%
- **Comfort**: temperature selection directly via the single control mixer, soft-touch operation
- **Vandal-resistant**: chrome-plated ligature-resistant collar, recessed installation, concealed fixings

TEMPOMIX
Time flow shower kit in a waterproof housing



- Tamperproof bright polished stainless steel wall plate 160 × 220mm.
- **Waterproof recessing housing.**
- 10 - 30mm allowance for different wall finishes.
- **TEMPOMIX single control mixer ¾".**
- **Ligature-resistant collar.**
- Temperature control and operation via the push-button.
- Maximum temperature limiter (can be adjusted by the installer).
- **Time flow ~30 seconds, soft-touch operation.**
- **Flow rate 6 lpm** at 3 bar.
- Chrome-plated, tamperproof, scale-resistant **ROUND shower head** with automatic flow rate regulation.
- Concealed fixings, stopcocks M½".
- Integrated filters and non-return valves.
- **Chrome-plated metal push-button.**

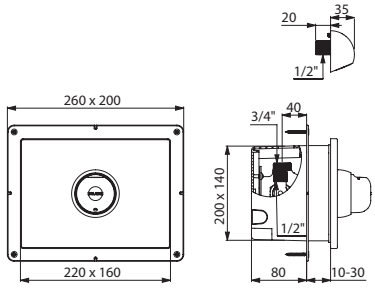

790BOX + 790219

TEMPOMIX shower valve in waterproof housing	
Shower kit with ROUND shower head (flow rate 6 lpm)	**790BOX + 790219**
Shower mixer without shower head (flow rate 12 lpm)	**790BOX + 790218**

TEMPOMIX
Time flow shower kit in a standard housing



- Chrome-plated metal or stainless steel wall plate.
- **Standard recessing housing.**
- Recessing depth can be adjusted.
- **TEMPOMIX single control mixer ¾".**
- **Ligature-resistant collar.**
- Temperature control and operation via the push-button.
- Maximum temperature limiter (can be adjusted by the installer).
- **Time flow ~30 seconds, soft-touch operation.**
- **Flow rate 6 lpm** at 3 bar.
- Chrome-plated, tamperproof, scale-resistant **ROUND shower head** with automatic flow rate regulation.
- M½" connections for copper tubes.
- Integrated filters and non-return valves.
- **Chrome-plated metal push-button.**

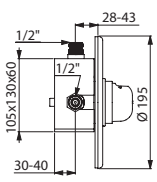

790927

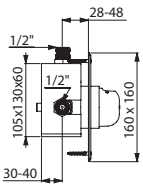

790427

TEMPOMIX shower in standard housing	
Shower kits (flow rate 6 lpm)	
With wall plate Ø 195mm and ROUND shower head	**790909**
With st. steel wall plate 160×160, ROUND shower head	**790709**
Shower mixer (flow rate 12 lpm, adjustable)	
With wall plate Ø 195mm for Ø 14mm	**790927**
With wall plate Ø 195mm for Ø 15mm	**790925**
With stainless steel wall plate 160 × 160 for Ø 14mm	**790427**
With stainless steel wall plate 160 × 160 for Ø 15mm	**790425**

- **Water savings**: 80%
- **Comfort**: temperature selection directly via the mixer, soft-touch operation
- **Vandal-resistant**: chrome-plated solid brass, cross wall model

TEMPOMIX
Cross wall time flow shower kit



- **TEMPOMIX ¾" single control mixer.**
- For walls ≤ 220mm.
- Temperature control and operation via the push-button.
- Maximum temperature limiter (can be adjusted by the installer).
- **Ligature-resistant collar.**
- **Soft-touch operation.**
- **Time flow ~30 seconds.**
- **Flow rate 6 lpm** at 3 bar.
- Chrome-plated, tamperproof, scale-resistant **ROUND shower head** with automatic flow rate regulation.
- Solid brass valve body and shower head.
- Integrated filters and non-return valves.
- **Chrome-plated metal push-button.**
- Threaded rods can be cut to size.

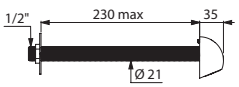

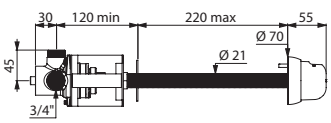

796209

TEMPOMIX cross wall shower kit	796209
Other cross wall lengths available on request (minimum order of 200 units)	

TEMPOMIX
Exposed time flow shower kit



- **TEMPOMIX ¾" single control mixer.**
- For wall-mounted, exposed installation.
- Temperature control and operation via the push-button.
- Maximum temperature limiter (can be adjusted by the installer).
- **Soft-touch operation.**
- **Time flow ~30 seconds.**
- **Flow rate 6 lpm** at 3 bar.
- Chrome-plated, tamperproof , scale-resistant **TONIC JET shower head** with automatic flow rate regulation.
- Chrome-plated solid brass.
- Integrated filters and non-return valves.
- **Chrome-plated metal push-button.**
- Reinforced shower column Ø 16mm and collar (mounting bracket and screws supplied).
- Available with or without M½" unions.

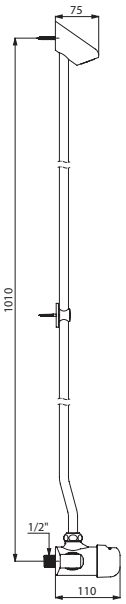

790006

TEMPOMIX exposed shower kit	
With 2 elbow stopcocks, 150mm centres	790006
With 2 elbow unions, 150mm centres	790008
Without supply unions M¾" 90mm centres	790001
Option: rain-effect grid (add "GR" after the reference)	

- **Water savings**
- **Comfort**: temperature selection directly via the mixer, soft-touch operation
- **Vandal-resistant**: chrome-plated solid brass

TEMPOMIX
Exposed time flow mixer



- **TEMPOMIX ¾" single control mixer.**
- For wall-mounted, exposed installation.
- Temperature control and operation via the push-button.
- Maximum temperature limiter (can be adjusted by the installer).
- **Soft-touch operation.**
- **Time flow ~30 seconds.**
- **Flow rate 12 lpm** at 3 bar, can be adjusted.
- Chrome-plated solid brass.
- Integrated non-return valves and filters.
- **Chrome-plated metal push-button.**
- With 2 offset M½" unions for 110 - 194mm centres and top inlet M½" can be adjusted from 135 - 155mm.

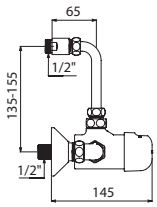

790875

TEMPOMIX exposed mixer with offset unions	790875

Option: shower heads *(see page 120)*

TEMPOMIX
Exposed time flow mixer



- **TEMPOMIX ¾" single control mixer.**
- For wall-mounted, exposed installation.
- Temperature control and operation via the push-button.
- Maximum temperature limiter (can be adjusted by the installer).
- **Soft-touch operation.**
- **Time flow ~30 seconds.**
- **Flow rate 12 lpm** at 3 bar, can be adjusted.
- Chrome-plated solid brass.
- Integrated non-return valves and filters.
- **Chrome-plated metal push-button.**
- Available with or without elbow unions.

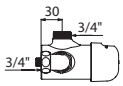

790874



790000

TEMPOMIX exposed mixer	
With elbow unions 150mm centres	790874
With in-line unions 90mm centres	790000
For panels 1 - 10mm	790970
Reinforced wall plate Ø 80mm. *Recommended for installing on panels or dry walls*	824800

Option: shower heads (see *page 120*)

- **Water savings**: 80%
- **Comfort**: soft-touch operation

TEMPOSOFT 2
Recessed time flow shower kit



- **TEMPOSOFT 2 M½" time flow valve** for mixed water supply.
- For recessed installation.
- Bright polished 304 stainless steel wall plate Ø 130mm.
- Spacing can be adjusted from 1 – 5mm.
- **Soft-touch operation.**
- **Time flow ~30 seconds.**
- **Flow rate 6 lpm** at 3 bar.
- Chrome-plated, tamperproof, scale-resistant **ROUND shower head** with automatic flow rate regulation.
- Solid brass body and shower head.

This model does not have a waterproof recessing housing.
The installer must ensure that the recessing area is waterproof and any leaks or condensation can drain away (see installation guide).

749429

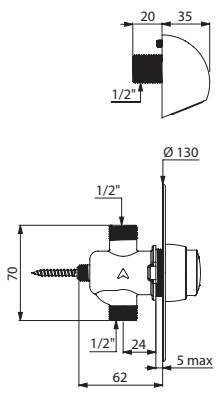

TEMPOSOFT 2 recessed shower kit	749429
We recommend installing a TMV *(see page 129)* and a floor trap *(see page 119)*	

TEMPOSOFT 2
Exposed time flow shower kit



- **TEMPOSOFT 2 M½" time flow valve** for mixed water supply from beneath.
- For wall-mounted, exposed installation.
- **Soft-touch operation.**
- **Time flow ~30 seconds.**
- **Flow rate 6 lpm** at 3 bar.
- Chrome-plated, tamperproof, scale-resistant **TONIC JET shower head** with automatic flow rate regulation.
- Chrome-plated solid brass.
- Reinforced shower column Ø 16mm and collar (mounting bracket and screws supplied).

747801

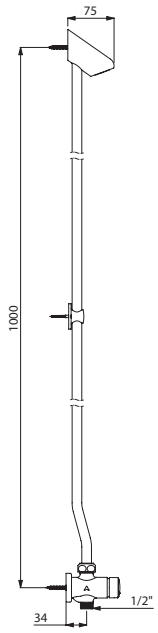

TEMPOSOFT 2 exposed shower kit	
TEMPOSOFT 2 exposed	747801
In-line stopcock MF½" *(see page 122)*	825215
Elbow stopcock MF½" *(see page 122)*	836015
We recommend installing a TMV *(see page 129)* and a floor trap *(see page 119)* **Option**: rain-effect grid (add "GR" after the reference)	

- **Water savings**: 80%
- **Comfort**: soft-touch operation

TEMPOSOFT 2
Time flow valve for panels



- **TEMPOSOFT 2 M½" time flow valve** for mixed water supply.
- **For panels or dry walls 7mm max.**
- **Soft-touch operation.**
- **Time flow ~30 seconds.**
- **Flow rate pre-set at 9 lpm** at 3 bar, can be adjusted.
- Solid brass body.

This model does not have a waterproof recessing housing. The installer must ensure that the recessing area is waterproof and any leaks or condensation can drain away (see installation guide).

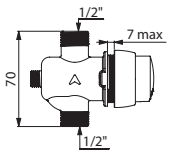

749870

TEMPOSOFT 2 valve for panels	749870

We recommend installing a TMV *(see page 129)* and a floor trap *(see page 119)*
Option: shower heads *(see page 120)*

TEMPOSOFT 2
Recessed time flow valve



- **TEMPOSOFT 2 M½" time flow valve** for mixed water supply.
- For recessed installation.
- Bright polished 304 stainless steel wall plate Ø 130mm.
- Spacing can be adjusted from 1 – 5mm.
- **Soft-touch operation.**
- **Time flow ~30 seconds.**
- **Flow rate pre-set at 9 lpm** at 3 bar, can be adjusted.
- Solid brass body.

This model does not have a waterproof recessing housing. The installer must ensure that the recessing area is waterproof and any leaks or condensation can drain away (see installation guide).

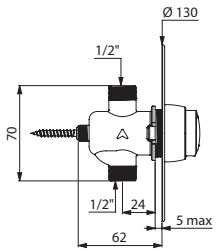

749428

TEMPOSOFT 2 recessed valve	749428

We recommend installing a TMV *(see page 129)* and a floor trap *(see page 119)*
Option: shower heads *(see page 120)*

TEMPOSOFT 2
Exposed time flow valve



- **TEMPOSOFT 2 M½" time flow valve** for mixed water supply.
- For wall-mounted exposed installation.
- **Soft-touch operation.**
- **Time flow ~30 seconds.**
- **Flow rate pre-set at 9 lpm** at 3 bar, can be adjusted.
- Chrome-plated solid brass body.

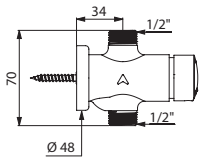

747800

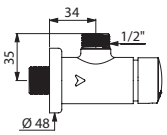

748800

TEMPOSOFT 2 exposed valve	
Straight for in-line inlets	747800
Angled for recessed inlets	748800

We recommend installing a TMV *(see page 129)* and a floor trap *(see page 119)*
Option: shower heads *(see page 120)*

- **Water savings**
- **Vandal-resistant**: ligature-resistant collar, recessed installation, concealed fixings
- **Comfort**: soft-touch operation

TEMPOSTOP
Time flow shower kit in a waterproof housing



- Tamperproof bright polished stainless steel wall plate 160 × 220mm.
- **Waterproof recessing housing.**
- 10 - 30mm allowance for different wall finishes.
- **TEMPOSTOP ¾" time flow valve** for mixed water supply.
- **Ligature-resistant collar.**
- **Time flow ~30 seconds, soft-touch operation.**
- **Flow rate 6 lpm** at 3 bar.
- Chrome-plated, tamperproof, scale-resistant **ROUND shower head** with automatic flow rate regulation.
- Solid brass body.
- Concealed fixings.
- Stopcock M½" with filter.
- Chrome-plated Bayblend® push-button.

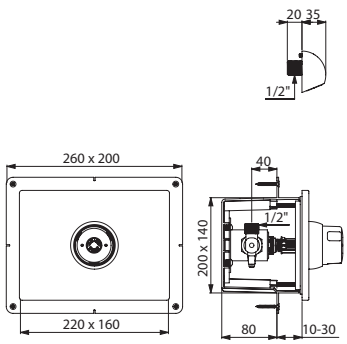

749BOX + 749239

TEMPOSTOP shower kit in waterproof housing	749BOX + 749239

We recommend installing a TMV *(see page 129)* and a floor trap *(see page 119)*

TEMPOSTOP
Time flow shower valve in a waterproof housing



- Tamperproof bright polished stainless steel wall plate 160 × 220mm.
- **Waterproof recessing housing.**
- 10 - 30mm allowance for different wall finishes.
- **TEMPOSTOP ¾" time flow valve** for mixed water supply.
- **Ligature-resistant collar.**
- **Time flow ~30 seconds, soft-touch operation.**
- **Flow rate 12 lpm** at 3 bar, can be adjusted.
- Solid brass body.
- Concealed fixings.
- Stopcock M½" with filter.

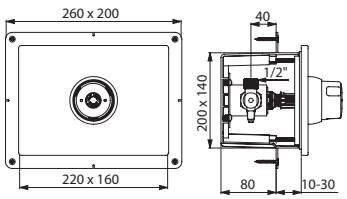

749BOX + 749218

TEMPOSTOP valve in waterproof housing	
With chrome-plated Bayblend® push-button	749BOX + 749218
With chrome-plated metal push-button	749BOX + 749218CXL

We recommend installing a TMV *(see page 129)* and a floor trap *(see page 119)*
Option: shower heads *(see page 120)*

- **Water savings**
- **Vandal-resistant**: chrome-plated solid brass, recessed installation

TEMPOSTOP
Recessed time flow valve



- **TEMPOSTOP F½" time flow valve** for mixed water supply.
- For recessed installation.
- Stainless steel wall plate Ø 130mm.
- Recessing depth between 25 - 40mm.
- **Time flow ~30 seconds.**
- **Flow rate 12 lpm** at 3 bar, can be adjusted.
- Solid brass body and push-button.

This model does not have a waterproof recessing housing. The installer must ensure that the recessing area is waterproof and any leaks or condensation can drain away (see installation guide).

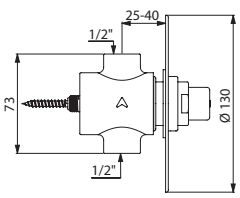

749128

TEMPOSTOP recessed valve with wall plate	749128

We recommend installing a TMV *(see page 129)* and a floor trap *(see page 119)*
Option: shower heads (see *page 120)*

TEMPOSTOP
Recessed time flow valve



- **TEMPOSTOP F½" time flow valve** for mixed water supply.
- For recessed installation.
- Satin finish stainless steel wall plate 160 × 160mm.
- Recessing depth between 25 - 45mm.
- **Time flow ~30 seconds.**
- **Flow rate 12 lpm** at 3 bar, can be adjusted.
- Solid brass body and push-button.

This model does not have a waterproof recessing housing. The installer must ensure that the recessing area is waterproof and any leaks or condensation can drain away (see installation guide).

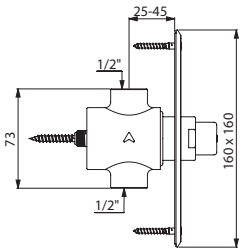

749628

TEMPOSTOP recessed valve with wall plate	749628

We recommend installing a TMV *(see page 129)* and a floor trap *(see page 119)*
Options: shower heads *(see page 120)* and tamperproof screws *(see page 255)*

TEMPOSTOP
Time flow valve for panels



- **TEMPOSTOP M¾" time flow valve** for mixed water supply.
- For panel mounting 2mm max.
- Chrome-plated metal wall plate Ø 70mm.
- **Time flow ~30 seconds.**
- **Flow rate 12 lpm** at 3 bar, can be adjusted.
- Solid brass body and push-button.
- Rear locking ring.

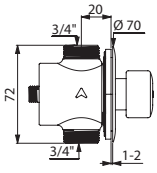

749770

TEMPOSTOP valve for panels	749770

We recommend installing a TMV *(see page 129)* and a floor trap *(see page 119)*
Option: shower heads (see *page 120)*

- **Water savings**: 80%
- **Vandal-resistant**: chrome-plated solid brass, cross wall model with anti-blocking (AB) system

TEMPOSTOP
Cross wall time flow shower kit



- **TEMPOSTOP M½" time flow valve** for mixed water supply.
- For cross wall installation.
- **Time flow ~15 or 30 seconds.**
- **Flow rate 6 lpm** at 3 bar.
- Chrome-plated, tamperproof, scale-resistant **ROUND shower head** with automatic flow rate regulation.
- Chrome-plated solid brass.
- Concealed fixings and anti-rotating nut.
- Threaded rods can be cut to size.
- **Available with AB anti-blocking system:** water only flows when push-button is released.

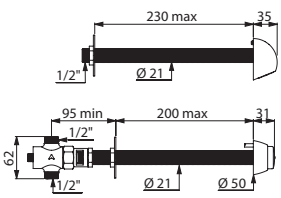

747214

TEMPOSTOP cross wall shower kit	
For walls ≤ 150mm, ~30 seconds	**749159**
For walls ≤ 200mm, AB system, ~15 seconds	**747214**
Back-nut with 3 screws *(reinforced clamp behind wall)*	**826315**

We recommend installing a TMV *(see page 129)* and a floor trap *(see page 119)*

TEMPOSTOP
Exposed time flow shower kit



- **TEMPOSTOP time flow valve** for mixed water supply from beneath.
- For wall-mounted, exposed installation.
- **Time flow ~30 seconds.**
- **Flow rate 6 lpm** at 3 bar.
- Chrome-plated, tamperproof, scale-resistant **TONIC JET shower head** with automatic flow rate regulation.
- Chrome-plated solid brass.
- Reinforced shower column Ø 16mm and collar (mounting bracket and screws supplied).

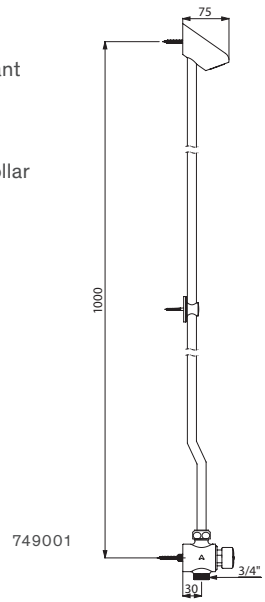

749001

TEMPOSTOP exposed shower kit	
TEMPOSTOP exposed, M¾"	**749001**
TEMPOSTOP exposed, Ø 15mm for compression fittings	**749002**
Angled stopcock, adjustable spacing *(see page 122)*	**836020**

We recommend installing a TMV *(see page 129)* and a floor trap *(see page 119)*
Option: rain-effect grid (add "GR" after the reference)

- **Water savings**: 80%
- **Vandal-resistant**: chrome-plated solid brass

TEMPOSTOP
Exposed time flow valve M¾"



- **TEMPOSTOP M¾" time flow valve** for in-line mixed water supply.
- For wall-mounted, exposed installation.
- **Time flow ~30 seconds.**
- **Flow rate 12 or 75 lpm** at 3 bar, can be adjusted.
- Chrome-plated solid brass body and push-button.

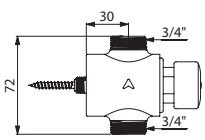

749000

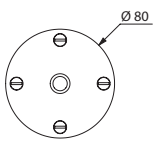

824800

TEMPOSTOP M¾" exposed valve	
12 lpm with flow rate adjustment	**749700**
75 lpm without flow rate adjustment. *Recommended for low pressure environments*	**749000**
Reinforced wall plate Ø 80mm. *Recommended for installing on panels or dry walls*	**824800**

We recommend installing a TMV *(see page 129)* and a floor trap *(see page 119)*
Option: shower heads *(see page 120)*

TEMPOSTOP
Exposed time flow valve M½"



- **TEMPOSTOP M½" time flow valve** for mixed water supply.
- For wall-mounted, exposed installation.
- **Flow rate pre-set at 9 lpm** at 3 bar, can be adjusted.
- Chrome-plated solid brass body and push-button.

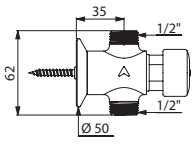

747000

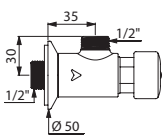

748000

TEMPOSTOP exposed valve M½"	
Straight for in-line inlets, M½" (~15 seconds)	**747000**
Straight for in-line inlets, M½" Ø 15mm for compression fittings (~30 seconds)	**74972515**
Angled for recessed inlets, M½" (~15 seconds)	**748000**

We recommend installing a TMV *(see page 129)* and a floor trap *(see page 119)*
Option: shower heads *(see page 120)*

TEMPOSTOP
Chain-pull time flow shower kit



- **TEMPOSTOP M½" time flow valve** for mixed water supply from above.
- Ceiling-mounted.
- **Time flow ~15 seconds.**
- **Flow rate 6 or 9 lpm** at 3 bar, can be adjusted.
- Chrome-plated solid brass body.
- Lever and chain fitted with handle.
- With fixed GYM shower head or adjustable GYM COMFORT shower head *(see pages 120 and 121).*

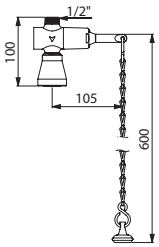

747006

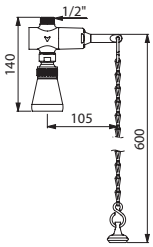

747004

Chain-pull TEMPOSTOP shower kit	
With fixed tamperproof GYM shower head 6 lpm	**747006**
With adjustable GYM COMFORT shower head	**747004**

We recommend installing a TMV *(see page 129)* and a floor trap *(see page 119)*

- **Water savings**: 80%
- **Vandal-resistant**: chrome-plated solid brass
- **Comfort**: soft-touch operation

SPORTING

Exposed or recessed time flow shower kit



- **SPORTING time flow valve M½"** for top inlet supply with mixed water.
- For wall-mounted, exposed or recessed installation.
- **Soft-touch operation.**
- **Time flow ~30 seconds.**
- **Flow rate 6 lpm** at 3 bar.
- Chrome-plated, tamperproof, scale-resistant **shower head** with automatic flow rate regulation.
- De-pressurising push-button.
- Fixings with stainless steel screws supplied.
- Chrome-plated solid brass body.
- Integrated filter and non-return valve.

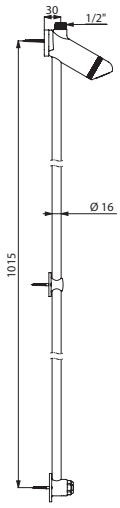

714000

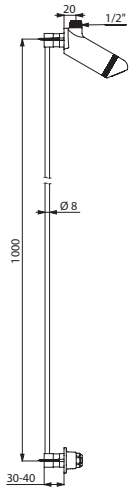

714002

SPORTING exposed shower kit	
SPORTING exposed *(Reinforced shower column Ø 16 and collar)*	**714000**
In-line stopcock MF½" *(see page 122)*	**825215**
SPORTING recessed shower kit	
SPORTING recessed *(Shower column 6/8 and connectors supplied)*	**714002**
Elbow stopcock MF½" *(see page 122)*	**836215**

We recommend installing a TMV *(see page 129)* and a floor trap *(see page 119)*
Option: rain-effect grid (add "GR" after the reference).

- **Easy to install**: trap suitable for different floor types (soft or hard)
- **Vandal-resistant**: tamperproof stainless steel grid and screw fixings

Adjustable height floor trap

For tiled, concrete and vinyl floors



- **Flow rate 36 lpm (meets standards).**
- **Water level 50mm.**
- **Bright polished stainless steel grid.**
- **Vertical or horizontal outlet** integrated into the height of the floor trap (saves height and space in all dimensions).
- Integrated waterproof plate to seal waterproof membrane.
- Withstands high temperatures: 60°C continuous, 85°C peak.
- Plunger with handle: easy to grip and easy to clean.
- Smooth PVC body (prevents build-up of impurities).
- Classified non-flammable (American certification UL94).
- **Height adjusts** with extension.
- Grid fixed by 2 stainless steel screws.
- For hard floors (tiled or concrete) or soft floors (vinyl).

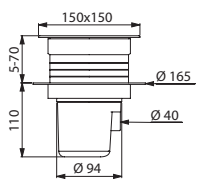

683001

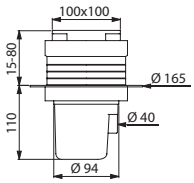

682001

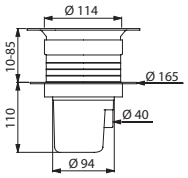

683002

Floor trap for tiled or concrete floors	
150 x150mm, adjustable height up to 70mm, outlet Ø 40mm	**683001**
150 x150mm, adjustable height up to 70mm, horizontal outlet Ø 43mm	**683001UK**
100 x100mm, adjustable height up to 80mm, outlet Ø 40mm	**682001**
100 x100mm, adjustable height up to 80mm, horizontal outlet Ø 43mm	**682001UK**
Floor trap for soft or vinyl floors Ø 114mm	
Adjustable height up to 85mm, outlet Ø 40mm	**683002**
Adjustable height up to 85mm, horizontal outlet Ø 43mm	**683002UK**

Floor trap

For tiled or concrete floors



- **Flow rate 18 lpm.**
- **Water level 18mm.**
- Brass body 140 × 140mm.
- Bright polished stainless steel grid fixed by a stainless steel screw.
- PVC bell.
- **Vertical outlet Ø 40mm** (provide elbow for horizontal outlet).
- For hard floors (tiled or concrete).

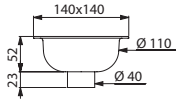

684000

Floor trap 140 x140mm	684000

- **Water savings**: 80%
- **Easy to service**: scale-resistant nozzle, no water or impurities retention, shower head drains after use
- **Comfort**: adjustable conical jet, efficient and comfortable coverage
- **Vandal-resistant**: tamperproof, chrome-plated solid brass, recessed or cross wall versions, ligature-resistant nozzle

ROUND
Scale-resistant shower head

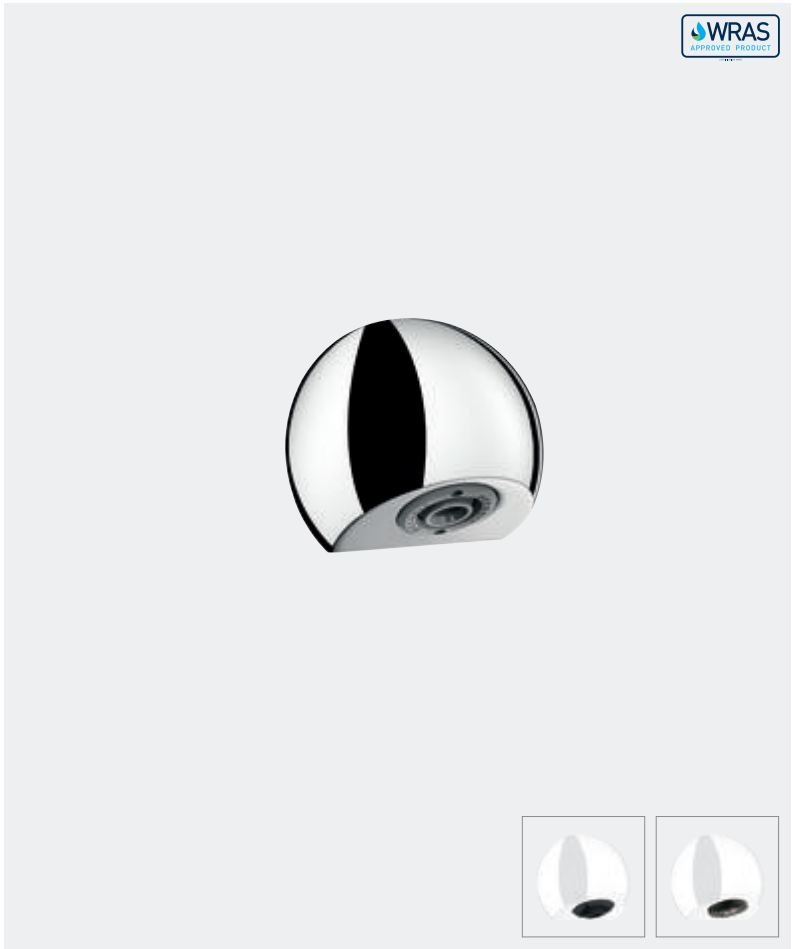

- Fixed shower head.
- **Flow rate 6 lpm** at 3 bar.
- **Scale-resistant and ligature-resistant nozzle** with adjustable spray.
- Chrome-plated solid brass.
- Fixed with concealed blocking screw.
- Systematically drains after use (no water or impurity retention).
- Inlet M½".
- Available for recessed, panels, columns or cross wall versions (threaded rods can be cut to size).

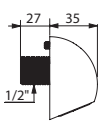

709000

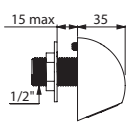

709010

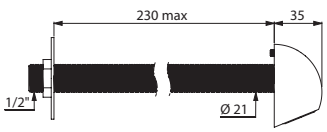

709200

ROUND shower head	
For recessed inlets	**709000**
For panels ≤ 15mm	**709010**
For walls ≤ 180mm	**709150**
For walls ≤ 230mm	**709200**

Options: rain effect grid and nozzle 10 lpm *(see page 122)*
Other cross wall lengths are available on request

TONIC JET
Scale-resistant shower head



- Ceiling-mounted shower head. Inlet F½".

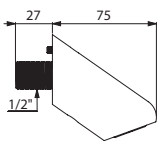

712000

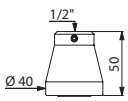

716000

TONIC JET shower head	
For recessed inlets	**712000**
For panels ≤ 10mm	**712010**
For column set F¾" and collar *(mounting bracket and screws supplied)*	**712020**
For walls ≤ 180mm	**712150**
For walls ≤ 230mm	**712200**
GYM shower head	**716000**

Options: rain effect grid and nozzle 10 lpm *(see page 122)*
Other cross wall lengths are available on request

GYM
Scale-resistant shower head



- **Comfort**: rain-effect
- **Vandal-resistant**: brass, streamlined design, concealed fixings

GYM COMFORT
Shower head



- Adjustable shower head.
- Scale-resistant.
- 30 lpm at 3 bar without flow rate limiter.

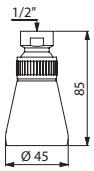

711000

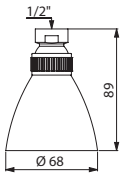

711002

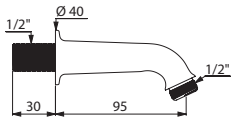

710000



927005.5P

GYM COMFORT shower head	
F½", Ø 45mm	**711000**
EXTRA F½", Ø 68mm	**711002**
Chrome-plated brass shower arm, MM½"	
L. 95mm	**710000**
Flow rate limiters, FM½"	
5 - 6 lpm *(5 per pack)*	**927005.5P**
10 lpm *(5 per pack)*	**927015.5P**

Wall-mounted with grid
Shower head



- Compact, fixed and tamperproof shower head.
- 5 ring spray plate.
- Fixed via concealed grub screw.
- 40 lpm at 3 bar without flow rate limiter.
- For recessed water supply.

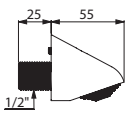

64000

Wall-mounted shower head	64000

Ceiling-mounted
Shower head



- Ceiling-mounted and tamperproof shower head.

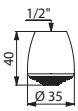

88CH5

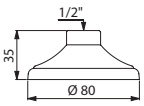

715000

Ceiling-mounted shower head	
With 5 rings, chrome-plated brass	**88CH5**
Chrome-plated, large rim Ø 80mm	**715000**

GR grid
With rain-effect spray



- Tamperproof grid with rain-effect spray.
- Concentrated rain-effect spray (Ø 50cm on the floor).
- Recommended for small raised shower trays.
- Suitable for replacing ROUND, TONIC JET and GYM shower head nozzles.
- Add "GR" after the reference.



GR

GR grid	GR

CF comfort nozzle
10 lpm



- Scale-resistant nozzle made from Hostaform®.
- Comfortable spray at 10 lpm at 3 bar.
- Suitable for replacing ROUND, TONIC JET and GYM shower head nozzles.
- Add "CF" after the reference.



CF

CF comfort nozzle	CF

In-line STOP union
With stopcock



- Integrated stopcock.
- Nickel-plated brass.
- MF½".

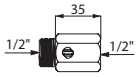

825015

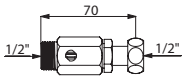

825215

In-line STOP union	
Without nut	825015
With retractable nut	825215

Elbow union
With or without stopcock



- With or without integrated stopcock.
- Retractable nut.
- Chrome-plated brass.

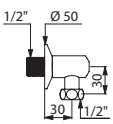

836015

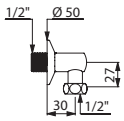

838015

Elbow STOP union with stopcock	
MF½", L. 30mm, H. 30mm	836015
M½" - F¾", L. 30mm, H. 30mm ±2mm	836020
MF½", L. 20mm, H. 30mm	836215
Elbow union without stopcock L. 30mm	
MF½", H. 27mm	838015
M½" - F¾", H. 29mm	838020
FF¾", H. 20mm with rivet nuts *(2 per pack)*	874220.2P

Offset or in-line connector
With STOP/CHECK

NEW



- Chrome-plated brass connector.
- M½" - M¾".
- Escutcheon Ø 65mm.
- STOP function: integrated stopcock.
- CHECK function: checks if non-return valves are watertight where fitted to mixers (DELABIE patented).
- Supplied in packs of 2.

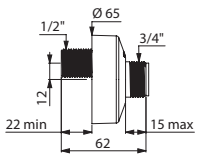

855755.2P

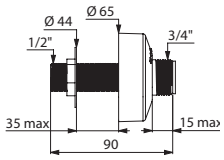

855755UK.2P

Wall connector with STOP/CHECK	
Offset 12mm	855755.2P
In-line for cross wall installation	855755UK.2P

Offset connector
Standard



- Offset standard connector 11mm.
- M½" - M¾".
- Escutcheon Ø 64mm.
- L. 50mm.
- Chrome-plated brass.
- Supplied in packs of 2.

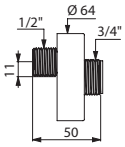

856794.2P

Offset standard connectors	856794.2P

Soap dish
Wall-mounted



- Concealed fixings.
- Support fixed to wall by 4 screws.
- Chrome-plated Bayblend®.
- Matte or bright finish.

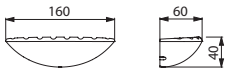

710500

Wall-mounted soap dish	
Matte finish	**710500**
Bright finish	**710501**

Wall-mounted elbow outlet
For flexible shower hoses



- Wall-mounted elbow outlet for flexible shower hoses.
- Solid brass.
- MM½".

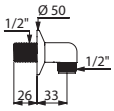

868121

Wall-mounted elbow outlet	**868121**

Anti-bacterial BIOFIL cartridge
Single use filter



- Single use cartridge filter, sterilising grade 0.1µm absolute-rated.
- Non-sterile CE class I anti-bacterial filter.
- Maximum lifespan: 62 days after installation.
- Immediate protection against waterborne nosocomial infections.
- Filtration area: 1,400cm².
- Filtration flow rate: 12 lpm at 3 bar.
- Maximum upstream pressure: 5 bar.

For more information see page 125.



30050A.10P

CE anti-bacterial BIOFIL cartridge	
Without seal *(10 per pack)*	**30050A.10P**
Push-fit connector M24/125	**820025**

Anti-bacterial BIOFIL shower head
Single use filter



- Single use shower head filter, sterilising grade 0.1µm absolute-rated.
- Non-sterile CE class I anti-bacterial filter.
- Maximum lifespan: 62 days after installation.
- Immediate protection against waterborne nosocomial infections.
- Filtration area: 1,400cm².
- Filtration flow rate: 12 lpm at 3 bar.
- Maximum upstream pressure: 5 bar.

For more information see page 125.

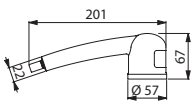

30060.10P

CE anti-bacterial BIOFIL shower head	
Without seal *(10 per pack)*	**30060.10P**
Push-fit connector, M½"	**820023**

PREMIX NANO
Thermostatic mixing valve



- Thermostatic mixing valve for MW distribution.
- Temperature can be adjusted from 34 - 60°C.
- To be placed upstream of the mixer/tap.
- Anti-scalding safety.
- Filters and non-return valves.
- Thermal shocks are possible.
- For 1 or 2 taps.

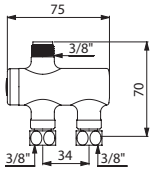

732016

PREMIX NANO	
Nickel, FFM⅜"	**732012**
Polished, FFM⅜"	**732016**

PREMIX COMPACT
Thermostatic mixing valve



- Thermostatic mixing valve for MW distribution.
- Temperature can be adjusted from 30 - 60°C.
- To be placed upstream of the shower.
- Anti-scalding safety.
- Filters and non-return valves.
- Thermal shocks are possible.

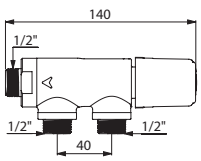

733016

PREMIX COMPACT	
M½" - 1 - 3 showers	**733016**
M¾" - 1 - 5 showers	**733021**

Other COMPACT models available *(see page 141)*


DELABIE
DELABIE
BIOFILI
LOT
5607161

CONTROLLING WATERBORNE HEALTH RISKS

Water, essential for hygiene, can also be a source of infection if its quality is not controlled.
The proliferation of bacteria (*Legionella, Pseudomonas aeruginosa, etc.)* in the water supply or in mixers and taps may cause serious infections, especially for vulnerable people.

Water systems in all buildings open to the public should be monitored for Legionella i.e. swimming pools, leisure centres, hotels and holiday accommodation, campsites, medical social care and social care establishments, spaces for disabled people, prisons, etc.

This applies in all circumstances where the Health and Safety at Work Act 1974 - which imposes the monitoring of the bacteriological quality of water in sanitary installations - applies.
The prevention of health risks associated with pathogenic bacteria in water systems should be a constant concern for public buildings.

The BIOFIL range of terminal filters is a preventative or curative solution to secure the water quality at the point-of-use and protect the health of the user.

AREAS OF USE

BIOFIL anti-bacterial filters are CE class I.
They are suitable for all public and commercial buildings.
Especially for the following applications:
- personal bathing
- hand washing
- balneotherapy

BIOFIL filters are installed on the outlets of each sensitive point-of-use (basins or showers).
They filter water at the point-of-use and ensure it contains no bacteria.

THE INSTANT BIOFIL SOLUTION

Mixer or tap can be used immediately after installation of the filter.

BIOFIL FILTERS PERFORMANCE

Hollow fibre filter
Each BIOFIL filter incorporates a hollow fibre membrane with a water filtration threshold of 0.1 micron absolute-rated. They deliver water free from microorganisms *(bacteria, protozoa, fungi, particles in water systems...)* without changing its chemical composition.
They provide total protection against waterborne infection.

Filtration surface is twice the size of a flat membrane
The filtration area is significantly higher for BIOFIL hollow fibre filters than for flat membranes (1,400cm^2 compared to 500cm^2).
This large filtration area enables a larger volume of water to be filtered. Consequently the storage capacity for bacteria and impurities trapped inside the filter is also much greater.

Resistance to clogging
Particles in suspension remain on the surface of the hollow fibre membrane which delays the clogging of the filter. As such, the hollow fibre membrane has a longer lifespan.

Extremely compact filters
Unlike other terminal filters on the market, BIOFIL filters are smaller due to the compact nature of the fibre. They are suitable for most water controls on the market.

TOTAL CONTROL OF MANUFACTURING PROCESS

100% quality controlled
The quality and porosity of the fibre and the finished product are continuously monitored during the manufacturing process for 100% of the fibres.

100% recyclable fibre
DELABIE's hollow fibre membrane is made from 100% recyclable polyethylene (PE) fibres.
BIOFIL filters are, therefore, completely recyclable.
No additives or solvents are used during the manufacturing process.



Bacteriologically controlled water

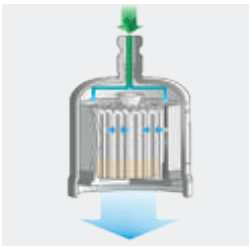

Water passage through the filter

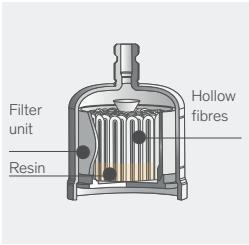

Section of the BIOFIL cartridge filter



ROUND shower head fitted with BIOFIL cartridge



BIOFIL
anti-bacterial shower head



Maximum lifespan

QUICK AND EASY TO INSTALL

BIOFIL filters and cartridges are simple to connect to the outlet requiring treatment without the need for tools. The water supply does not need to be shut off. Push-fit connectors allow filters to be fitted to all water control outlets and shower hoses.

To install a cartridge on a SPORTING shower panel or on a DELABIE shower head, replace the nozzle ① with the connector ②. Press on the tab ③ and insert the cartridge ④. Then release the tab ③.

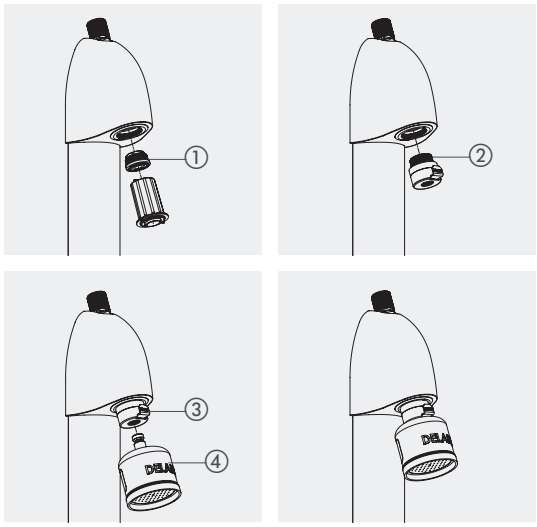

RESISTANT TO WATER SYSTEM TREATMENTS

BIOFIL filters will withstand thermal and chemical shocks.
During chemical or thermal shocks, impurities are trapped in the filter and reduce its lifespan.
DELABIE therefore recommends changing the filter after any treatment.

Resistance to thermal shocks:
Temperatures of 70°C for a cumulative period of 30 minutes during its lifetime.

Resistance to chemical shocks:
Chlorine levels of up to 100 ppm at a flow rate of 0.6 lpm for 30 minutes.

LIFESPAN

BIOFIL all-germ anti-bacterial filters can be used for up to 62 days after initial installation.
After this time period, DELABIE recommends changing the filter to avoid any risk of retro-contamination from the bacteria concentrated in the filter.

Note: The amount of impurities in the water will vary between water systems. Filters will therefore become clogged at different rates.
If the filter becomes clogged prematurely, it is necessary to change it. We recommend pre-filtration upstream at different levels in the system to filter out sand and scale, etc.

Bacterial proliferation is significantly reduced in an installation where the water is pre-filtered, and the lifespan of all equipment is greatly increased.

OPTIMISED TRACEABILITY

To control the health risks associated with water, the whole process from the manufacture of the medical device components to the use of the finished product must be completely traceable.

Double labelling on the filter
Filters are supplied with 2 waterproof labels which identify the product and ensure traceability when the filter is changed.
One is positioned on the product itself, the other can be removed and transferred to the record log, ensuring traceability.



For more information on the BIOFIL terminal filters range, see the catalogue "Water Controls for Healthcare Facilities and Retirement Homes" (Doc 900UK).

- **BIOSAFE**: immediate protection against waterborne nosocomial infections *(legionella, etc.)*
- **Quick and easy to install**: connect without tools or shutting off the water supply, filters suitable for all types of water controls
- **Filtration area**: twice the size of flat membranes

Anti-bacterial BIOFIL cartridge
Single use filter



- Single use cartridge filter, sterilising grade **0.1µm absolute-rated.**
- Hydrophilic polyethylene hollow fibres.
- Filtration area: 1,400cm².
- Filtration flow rate: 12 lpm* at 3 bar (filter only, excludes any flow rate restrictor/regulator in the shower outlet).
- Maximum upstream pressure at point-of-use: 5 bar.
- Maximum lifespan: **62 days** after installation.
- Compatible with and resistant to chemical and thermal shocks.
- **CE** class I **non-sterile anti-bacterial filter.**
- Individually wrapped.
- Weight: 80g.

* Average flow rate during the product lifespan.

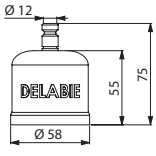

30050A.10P

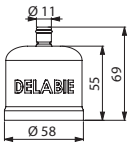

30051P.10P



Rain effect

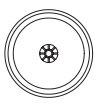

Laminar flow

CE BIOFIL anti-bacterial cartridge	
10 cartridge A (without O-ring)	
Rain effect	**30050A.10P**
Laminar flow	**30051A.10P**
10 cartridge P (with O-ring)	
Rain effect	**30050P.10P**
Laminar flow	**30051P.10P**
Option: Push-fit connectors *(see opposite)*	

Anti-bacterial BIOFIL shower head
Single use filter



- Single use shower head filter, sterilising grade **0.1µm absolute-rated.**
- Hydrophilic polyethylene hollow fibres.
- Filtration area: 1,400cm².
- Filtration flow rate: 12 lpm* at 3 bar (filter only, excludes any flow rate restrictor/regulator in the shower outlet).
- Maximum upstream pressure at point-of-use: 5 bar.
- Maximum lifespan: **62 days** after installation.
- Compatible with and resistant to chemical and thermal shocks.
- **CE** class I **non-sterile anti-bacterial filter.**
- Available in two models:
  - Shower head M½": screws in directly to the flexible.
  - Push-fit shower head: requires push-fit connector.
- Individually wrapped.
- Weight: 120g.

* Average flow rate during the product lifespan.

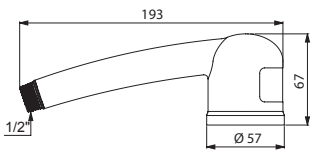

30061.10P

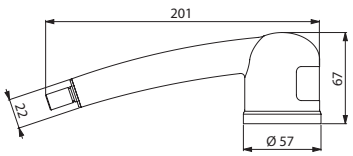

30060.10P

CE BIOFIL anti-bacterial shower head	
10 shower heads M½"	**30061.10P**
10 push-fit shower heads	**30060.10P**
Option: Push-fit connectors *(see opposite)*	

Additional fittings



Push-fit connectors for cartridges and shower heads

- Connectors for installing cartridges A, P and clip on shower heads (does not require tools or the water to be shut off).

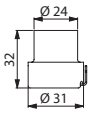

820022

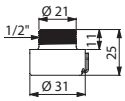

820023

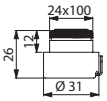

820024

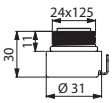

820025

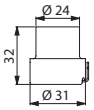

820122

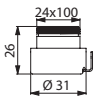

820124

Push-fit connector for BIOFIL cartridge A	
F22/100	**820022**
M24/100	**820024**
M½"	**820023**
M24/125 for SPORTING	**820025**
Push-fit connector for BIOFIL cartridge P	
F22/100	**820122**
M24/100	**820124**
Push-fit connector for BIOFIL shower head	
M½"	**820023**


38° C

Thermostatic mixing valves

GROUP
THERMOSTATIC
MIXING VALVES
136





THERMOSTATIC
MIXING VALVES
140







Hygiene and controlling bacterial proliferation



Chemical shocks are ineffective over the long term



Thermal shocks are ineffective over the long term

ABOUT LEGIONNAIRES' DISEASE

What is Legionnaires' disease?
It is a serious respiratory infection caused by a bacterium named Legionella. The illness which follows, Legionnaires' disease, is fatal in 15-20% of cases.

Legionella is a system bacterium which develops in warm water in pipework or cisterns. It only becomes dangerous when inhaled when it may spread into the lungs and rapidly develop in white blood cells.

Legionnaires' disease is more likely to affect adults, especially older smokers and people with respiratory problems or weak immune systems.

Legionnaires' disease is treated with antibiotics.
The World Health Organization (WHO) states that the alert level for Legionella starts at 1,000 Colony Forming Units (CFU) per litre of water (>250 for hospitals).
The UK alert level is 100 CFU/L.

Which installations are at risk?
Legionella develops in stagnant water between 25-45°C, with an optimum temperature between 30-37°C. Humid areas with scale, mud or which have been affected by corrosion are more prone to Legionella development.

Environments at risk include hot water systems, cooling towers, health resorts, water fountains, shower rooms, spas, etc.

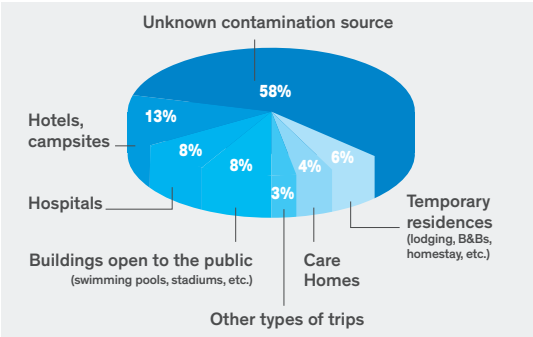

Source: French *Institute for Public Health Surveillance,* 2015, based on 1,389 declared cases

Development of Legionella per temperature

Temperature	Development of Legionella
< 20°C	Dormant
25-45°C	Multiplies
50°C	90% die within 2 hours
60°C	90% die within 2 minutes

Source: *CSTC Belgium November 2002*

Current curative treatments are ineffective
- Chemical shocks: a chlorine injection 50 mg/L for 1 hour (HSE guidance); ≥ 10 mg/L for 8 hours (WHO).
- Thermal shocks: circulating hot water at 60°C for 60 minutes (in Europe: 70°C for 30 minutes).

- **A short term effect:**
  The system can be very quickly recolonised within 3-4 weeks. The inside of the pipework is covered by a biofilm: a sort of gel which bacteria stick to, feed on and proliferate in.
  The biofilm protects them and enables them to withstand temperature variations (thermal shocks) and biocide products (chemical shocks).

  During curative treatments, the risk is not only that the bacteria will get used to the treatment and thus develop their resistance to it, but above all will provoke detachment of bacteria aggregates which will be deposited closer to the water outlet and thus, to the user.

- **Negative effect in distribution networks and drainage systems**
  They are not necessarily designed to withstand temperatures above 60°C or significant quantities of chlorine. They can cause corrosion or premature ageing of the distribution and drainage system.

- **High risk for the user**
  During the treatment, the user is exposed to high risks:
  - 3rd degree burns in the case of a thermal shock.
  - Poisoning in the case of chemical shock treatment.

- **Costly and difficult operation to undertake**
  Curative treatments are difficult to undertake fully at all points in the system (various deposits, dead-legs, heat loss, etc.). They require the water supply to be out-of-service and the mobilisation of maintenance staff.

To avoid these treatments it is important to act on four levels:
- Avoid dead-legs and water stagnation.
- Regularly maintain the system to prevent corrosion or scaling.
- Produce and store hot water at a high temperature that will prohibit bacterial proliferation.
- Maintain the temperature in the system with a circulating loop and mix the water as close as possible to the point-of-use.

The only preventive treatments that are effective in the long term are the ones recommended by the UK Health and Safety Executive (HSE) technical guidance "HSG274 Part 2" in 2014.

REGULATIONS

HSE guidance recommends the monitoring of Legionella levels where there is a high risk of contamination. The guidance recognises that the traditional method of controlling the risk of Legionella development is to produce and distribute higher water temperatures. Yet, this significantly increases the risk of scalding at the point-of-use. *(Source: Centre for Burns, St Joseph and St Luc Hospital, Lyon, France).*
- At 50°C: Burns in 7 seconds and 3rd degree burns in 100 seconds.
- At 60°C: 3rd degree burns in 3 seconds on average (5 seconds for an adult, 1-2 seconds for a child).

HSG274 Part 2 recommends the installation of thermostatic mixing valves where there is a high risk of scalding to users e.g. very young, very elderly, infirm, mentally disabled and physically disabled.
- Hot water should be distributed so that it reaches a temperature of 50°C (55°C in healthcare premises) within one minute at the outlets.
- Thermostatic mixing valves should be installed as close as possible to the point-of-use.

HSG 274 Part 2, 2014

HSE guidance for the control of Legionella bacteria in hot and cold water systems states that monitoring for Legionella should be carried out:
- when water is treated with biocides or when distribution temperatures are reduced from HSE guidelines.
- where water treatment regime control levels are not being consistently achieved.
- where there is a high-risk of contamination e.g. hospitals and care homes.
- where an outbreak of legionellosis has been identified.

A risk assessment is required to identify:
- **Monitoring frequency of installations** for all points-of-use considered at-risk:
- **Sentinel points** for temperature measurement and bacteriological testing:
  - Once a week in healthcare facilities.
  - Once a month for all other facilities receiving public.
- **Bacterial analysis: once a year**

DELABIE recommends two water assessments: one on the first draw-off, to detect Pseudomonas aeruginosa and one on the second to detect Legionella. If the hot water systems haven't been used for several weeks, samples for Legionella assessment have to be taken just after the purge of the system and within two weeks before receiving the public.

Legionella monitoring levels

Alert level	< 100 CFU/L
Remedial action level	> 100 up to 1,000 CFU/L
Curative action level	> 1,000 CFU/L

CFU/L: *Colony Forming Units per litre*

The control of Legionella bacteria in hot and cold water systems

Guidance on compliance with the relevant parts of the Management of Health and Safety at Work Regulations 1999 in public premises. *(Source: UK Health and Safety Executive, HSG 274 Part 2, 2014).*
It recommends:
- Minimum temperatures to limit the risk of development of Legionella.
- Maximum temperatures to limit the risk of scalding.
- **At the calorifier outlet** the hot water temperature must constantly be above 60°C.
- **In storage equipment,** water must be maintained at a minimum temperature of 60°C.
- **At every point in the distribution system,** hot water must be delivered to the outlet at 50°C (55°C in healthcare facilities) within one minute of turning on the tap.

The HSE advises that long pipe runs between TMVs and outlets should be avoided and should not exceed 2 metres in length.
The maximum temperature of sanitary hot water at the point-of-use is set at:
- 44°C for bath fill (46°C if assisted)
- 41°C for showers
- 41°C for washbasins,

with special dispensation for catering applications *(Source: Health and Safety Executive information sheet 09/12; TMVA Code of Practice, 2000).*



PREMIX SECURITY



PREMIX COMFORT



PREMIX COMPACT

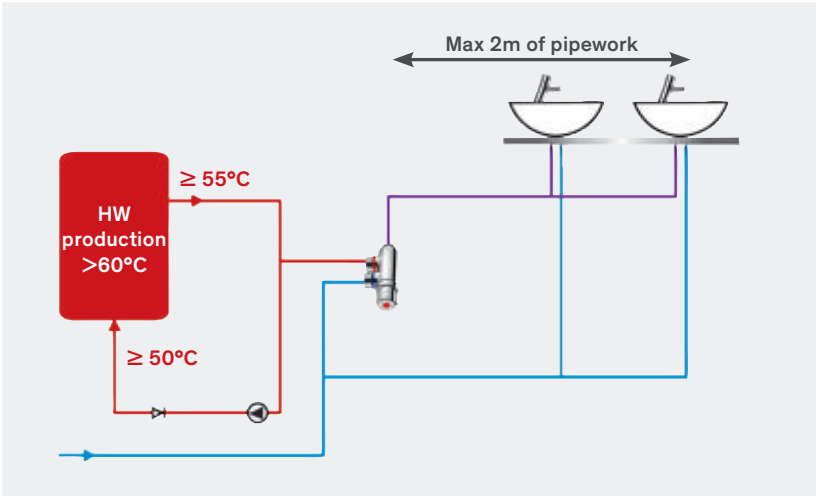

Pipes between centralised thermostatic mixing valves and the points-of-use should not be longer than 2 metres.



Temperature stability



Anti-scalding safety



Preventive and permanent solution against Legionella



GENERAL CHARACTERISTICS

Designed for public and commercial applications, PREMIX thermostatic mixing valves deliver a highly stable blend of mixed water at the desired temperature.
They enable simultaneous supply to one or more sanitary points-of-use (depending on the model chosen) for showers, basins, etc.

Fast to react, they constantly regulate the hot water temperature in the system.

Innovative, they benefit from PREMIX technology (automotive thermo-reactive cell) which has indisputable performance advantages over existing technologies (bi-metal, dual controls, etc.).

Comfort
PREMIX thermostatic mixing valves ensure a constant temperature regardless of variations in pressure or flow rate in the system: they respond immediately to any changes.
PREMIX anticipates all variations in temperature and corrects them for the user.

Anti-scalding safety
PREMIX thermostatic mixing valves include an automatic safety feature ensuring that the hot water supply shuts off if the cold water supply fails.
They also provide temperature limitation thanks to an adjustable index ring.
PREMIX thus eliminates any risk of scalding.

Preventive and permanent solutions against Legionnaires' disease
The Health and Safety Executive's guidance HSG 274 Part 2 (2014) recommends maintaining the hot water temperature permanently above 50°C at all points in the system in order to prevent any risk of Legionella bacteria proliferation.
Water must be mixed as close as possible to points-of-use.
PREMIX contributes to preventing any risk of bacterial proliferation.

TECHNICAL ADVANTAGES

Reliability
The automotive thermostatic cell of the PREMIX is located in the heart of the mixing chamber, which enables it to have superior sensitivity to any variations in pressure or flow rate in the system. It optimises the regulation of both hot and cold water supplies.

Precise temperature control
PREMIX valves are supplied pre-calibrated and are precise to the exact degree recommended for the flow range. The chosen temperature can be locked by the installer.

Minimal pressure loss
The PREMIX mechanism (without hydraulic relays) enables direct circulation of water between inlets and outlets. This reduces the pressure loss and optimises flow rate capacity of the system (ensuring excellent performance at low, medium or high pressures).

Minimal servicing
The internal working is designed to be as simple as possible with few moving parts. The PREMIX is manufactured with scale and corrosion resistant mechanisms.
It is recommended that preventive checks be carried out on the calibration and anti-scalding safety at least twice a year.

Quick and low cost maintenance
Cartridges are simple and can be changed from the front without having to remove the whole mixing valve. Filters and non-return valves are accessible from the exterior without having to remove the mechanism.

Comprehensive range
DELABIE offers a full range of products, from group thermostatic mixing valves (COMFORT, SECURITY, ECONOMIX models), to smaller sizes designed for fewer points-of-use (COMPACT and NANO models). There are thus PREMIX solutions for all types of layouts.

10-year warranty against any manufacturing defects.

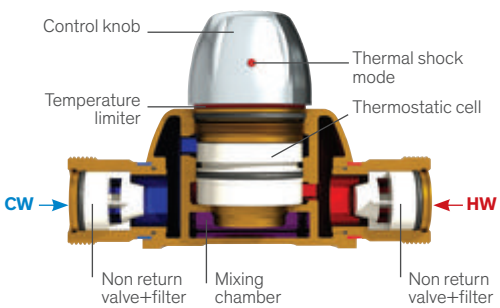

OPERATION

The thermostatic cell in the heart of the mixing chamber reacts rapidly to every temperature variation. Constantly in motion, it expands and contracts with changes in the flow rate and temperature to control a sliding valve that opens and closes the hot and cold water inlets.

- As the mixed water temperature rises, the thermostatic cell expands and pushes the sliding valve down. This immediately restricts the passage of hot water and opens the cold inlet.
- As the mixed water temperature falls, the thermostatic cell contracts and the sliding valve is pushed upwards by the balancing spring. It immediately restricts the passage of cold water and opens the hot inlet.
- If there is a cold water supply failure, the thermostatic cell expands instantly and the sliding valve closes the hot water inlet. The hot water flow is stopped within 3 seconds preventing the user from being scalded.



Displayed model: PREMIX COMFORT (ref. 731003)

Normal or low frequency of simultaneous use:

The following formula is recommended as a means of determining the simultaneity coefficient

$$\frac{0,8}{\sqrt{x-1}}$$

(x represents the number of points-of-use)

High-frequency of simultaneous use (public places):

DELABIE recommends using the following formula to determine the simultaneity coefficient:

$$\frac{2}{\sqrt{x-1}}$$

(x represents the number of points-of-use)

Exceptionally high-frequency:

Use of coefficient 1 for up to 15 points-of-use.

The choice of PREMIX thermostatic mixing valve depends upon the installation type, the frequency of simultaneous use (coefficient), the number of points-of-use, and the dynamic water pressure at the PREMIX inlets.
To select the appropriate PREMIX for an installation, it is necessary to calculate the design corrected flow rate.

1. DETERMINING THE COEFFICIENT OF SIMULTANEOUS USE

It depends on type of site (public and commercial places) and number of points-of-use to supply.

Number of taps and valves to be connected	Simultaneity coefficient	
	High simultaneity frequency	Normal/low simultaneity frequency
	Sport stadia, schools, boarding schools, camp sites, etc.	Hospitals, hotels, offices, apartment blocks, social housing, etc.
1 - 5	**1**	**1**
5 - 10	**1**	**0.5**
10 - 15	**0.6**	**0.3**
15 - 25	**0.5**	**0.3**
25 - 40	**0.4**	**0.2**
40 - 60	**0.3**	**0.15**
More than 60	**0.2**	**0.1**

2. CALCULATING GROSS FLOW RATE

The expected flow rate depends on operating flow rate for each type of outlet (refer to manufacturer's data sheets for tap and valve flow rates).

	Flow rate	Number of fittings	Total gross flow rate
DELABIE time flow basins	**3 lpm**	**x ...**	**= ...**
DELABIE time flow showers	**6 lpm**	**x ...**	**= ...**
Basin, sink, shower, bidet	**12 lpm**	**x ...**	**= ...**
Bath tub	**20 lpm**	**x ...**	**= ...**
TOTAL GROSS FLOW RATE for all points-of-use			

3. CALCULATING THE DESIGN FLOW RATE

To supply installation branch.

Total gross flow rate **X** Simultaneity coefficient **=** **Design corrected flow rate** for mixed water

4. SIZING THE APPROPRIATE PREMIX

The choice depends on the design corrected flow rate and pressure loss.

1. Select the PREMIX size depending on design corrected flow rate for mixed water in the system.

2. Check the PREMIX pressure loss.
Having established dynamic pressures at the thermostatic mixing valve inlet and the required residual pressure for supplying the installation, select the model chosen based on the associated pressure drop.

Example:
For a 50 lpm design flow rate:
The PREMIX ¾" records a 2.4 bar pressure loss as opposed to 0.9 bar for the PREMIX 1".

NB: When supply pressure is 3 bar (recommended), pressure loss should not exceed 1 bar.

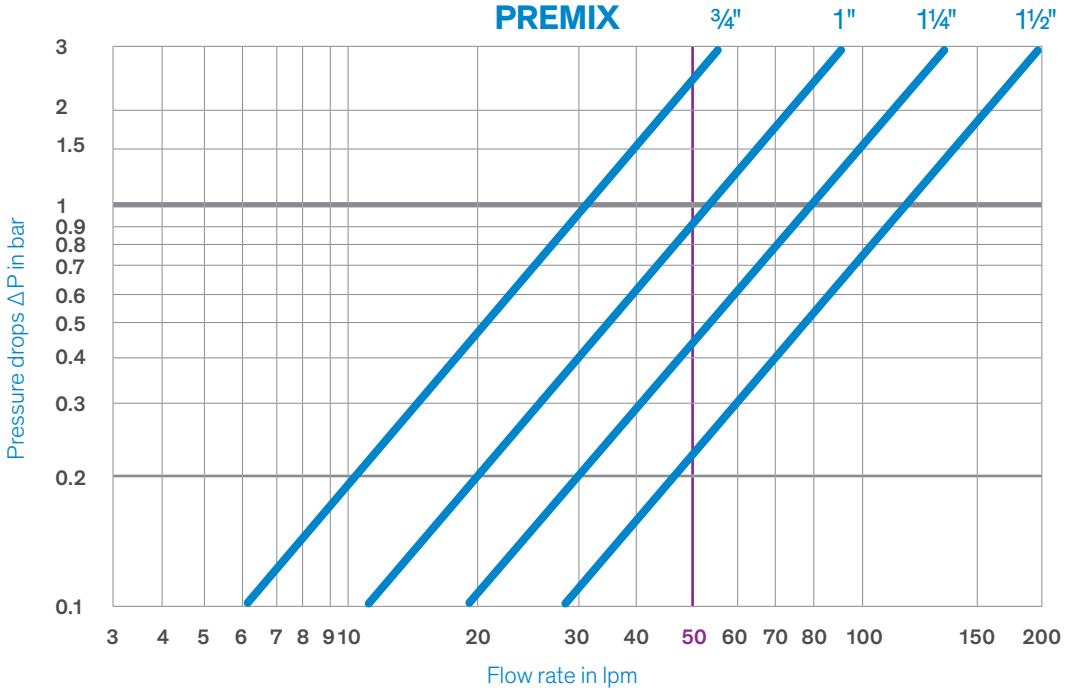

Chart of PRESSURE LOSSES:
Dynamic pressure drop when operated under varying flow rates.

REMINDER: Check pipework pressure losses (e.g. different floor levels, extended supply pipes, etc.). See chapter *"Sanitary technical data" (page 248).*

Due to the diversity of fittings possible, this information is not contractual and is for guidance only. The designer remains responsible for determining the best simultaneity coefficient and TMV model.

Circulating loop with PREMIX SECURITY and points-of-use WITH maximum temperature limiter

PREMIX SECURITY enables the sanitary hot water circulating loop to be maintained at a constant temperature ≥ 50°C (recommended at 55°C), which reduces heat loss (15% energy savings) and prolongs the life of the system.
• Points-of-use supplied at 50°C or more equate to an increased risk of scalding.
• The HSE guidance HSG 274 Part 2 (2014) restricts the maximum temperature at the hot water outlet to < 41°C.
To guarantee safety, all DELABIE is mixers (thermostatic, electronic or time flow) which are used at the point-of-use are fitted with a maximum temperature limiter, which can be adjusted by the installer.

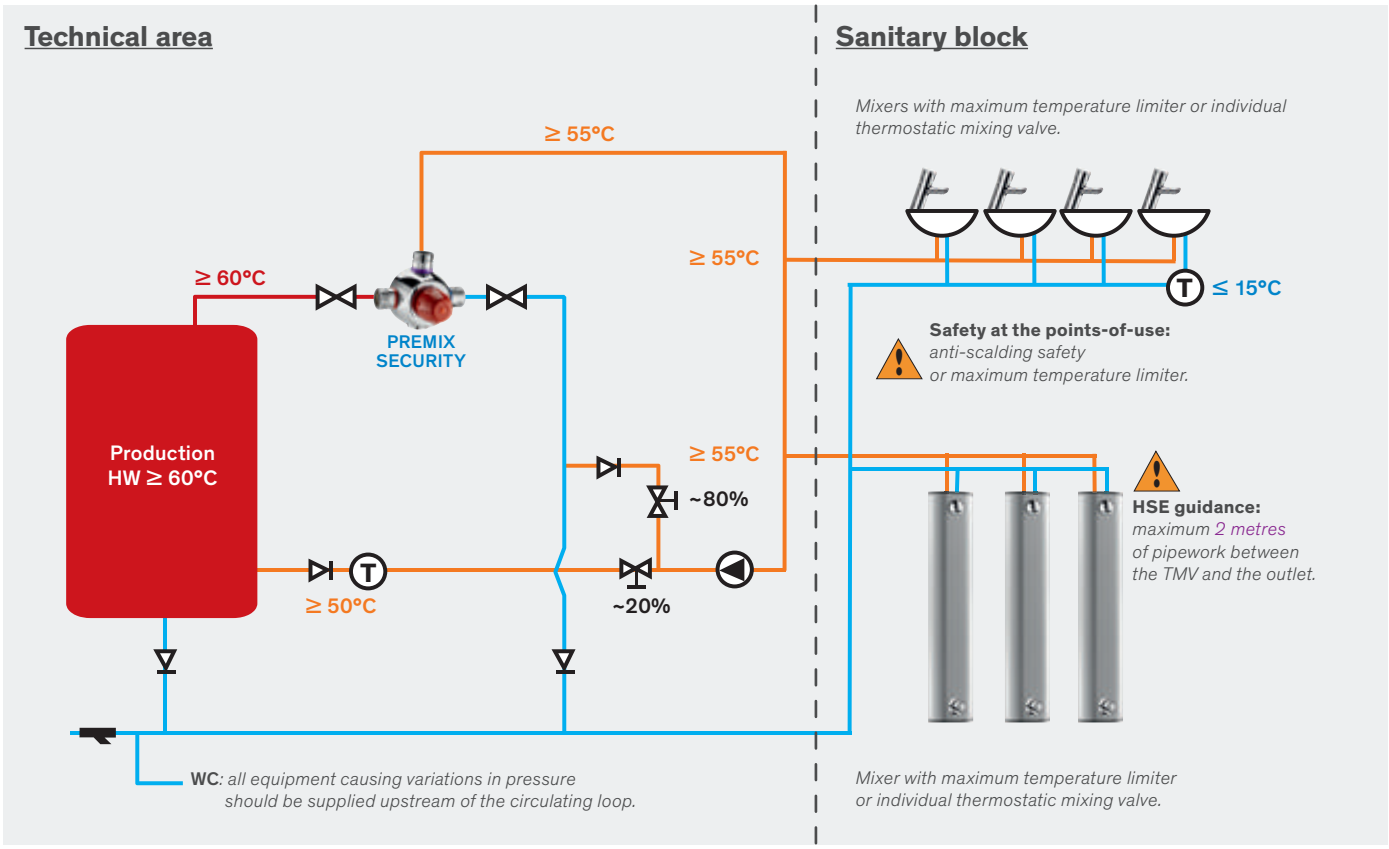

GUIDANCE FOR A QUICK SELECTION OF PREMIX WITH DELABIE WATER CONTROLS

			High simultaneous use		Normal simultaneous use	
PREMIX	**Flow rate at 3 bar pressure loss**	**Recommended operating range**	**Number of taps and valves**	**Simultaneity coefficient**	**Number of taps and valves**	**Simultaneity coefficient**
¾"	55 lpm	10 - 45	Up to 6	1	Up to 6	1
1"	90 lpm	20 - 70	Up to 12	1	Up to 16	0.3
1¼"	140 lpm	30 - 110	Up to 25	0.5 - 0.7	Up to 50	0.15
1½"	190 lpm	40 - 150	Up to 40	0.4 - 0.6	Up to 100	0.1

High simultaneous use: sports stadia, swimming pools, schools, boarding schools, campsites, etc.
(DELABIE basin taps 3 lpm; DELABIE showers 6 lpm; average use 5 lpm).
Normal simultaneous use: hospitals, hotels, offices, apartment blocks, social housing, etc.
(DELABIE basin taps 3 lpm; DELABIE showers 6 lpm; sinks 12 lpm; baths 20 lpm; average use 12 lpm).

- **Automatic anti-scalding safety**: automatic shut-off if cold water supply fails
- **Comfort**: temperature stability regardless of variations in pressure, flow rate or temperature in the system
- **Solution against Legionnaires' disease**: complies with the UK HSE technical guidance "HSG274 Part 2" in 2014
- **Installation**: at the hot water system outlet (HW)

PREMIX SECURITY

Group thermostatic mixing valve for circulating loops 44 - 58°C



- **Anti-scalding safety.**
- **Regulates temperature variations.**
- **Filters and non-return valves can be accessed from the outside without removing the mechanism.**
- **Thermal shocks are possible.**
- **Interchangeable cartridge with thermostatic cell.**
- High-resistance chrome-plated brass body.
- Maximum hot water temperature: 85°C.
- Differential hot water / mixed water: 15°C minimum.
- Pressure differences at the inlets: 1 bar maximum (0.5 bar recommended).
- Minimum pressure / maximum: 1 - 10 bar (1 - 5 bar recommended).
- Left hand side hot water inlet (red ring) and right hand side cold water inlet (blue ring).
- Mixed water outlet at the top (purple ring).
- For bottom outlet: unscrew / place blanking cap at the top and outlet connector at the bottom.
- **15% energy savings:** heat loss minimised (comparison between a circulating loop at 55°C and a non-circulating system at 70°C).
- **Safety and increased system lifespan**
  (Hot water at >65°C leads to premature ageing within the system).
- **Maximum temperature limiter, can be adjusted by the installer.**
- **Reduced risk of scalding by reducing the temperature at the production outlet.**

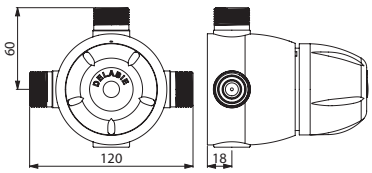

731052

Description	Dimensions			Reference
	W	H	D	
PREMIX SECURITY 55, M¾"	120	60	18	**731052**
PREMIX SECURITY 90, M1"	160	80	23	**731053**
PREMIX SECURITY 140, M1¼"	180	90	26	**731054**
PREMIX SECURITY 190, M1½"	196	98	26	**731055**

Additional fitting



Angled isolating valve:

- Ball valve with filter and test point (to connect pressure and temperature gauges).

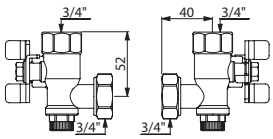

730802.2P

Angled isolating valve	
FF¾" for PREMIX ¾"	**730802.2P**
F¾" - F1" for PREMIX 1"	**730803.2P**
F1" - F1¼" for PREMIX 1¼"	**730804.2P**

Circulating loop PREMIX COMFORT and points-of-use WITHOUT maximum temperature limiter

PREMIX COMFORT reduces the risk of scalding by limiting the temperature at the points-of-use: mixed water supply < 41°C.
- The points-of-use do not have a temperature limiter.
- The HSE advises that long pipe runs between TMVs and outlets should be avoided and should not exceed 2 metres in length.

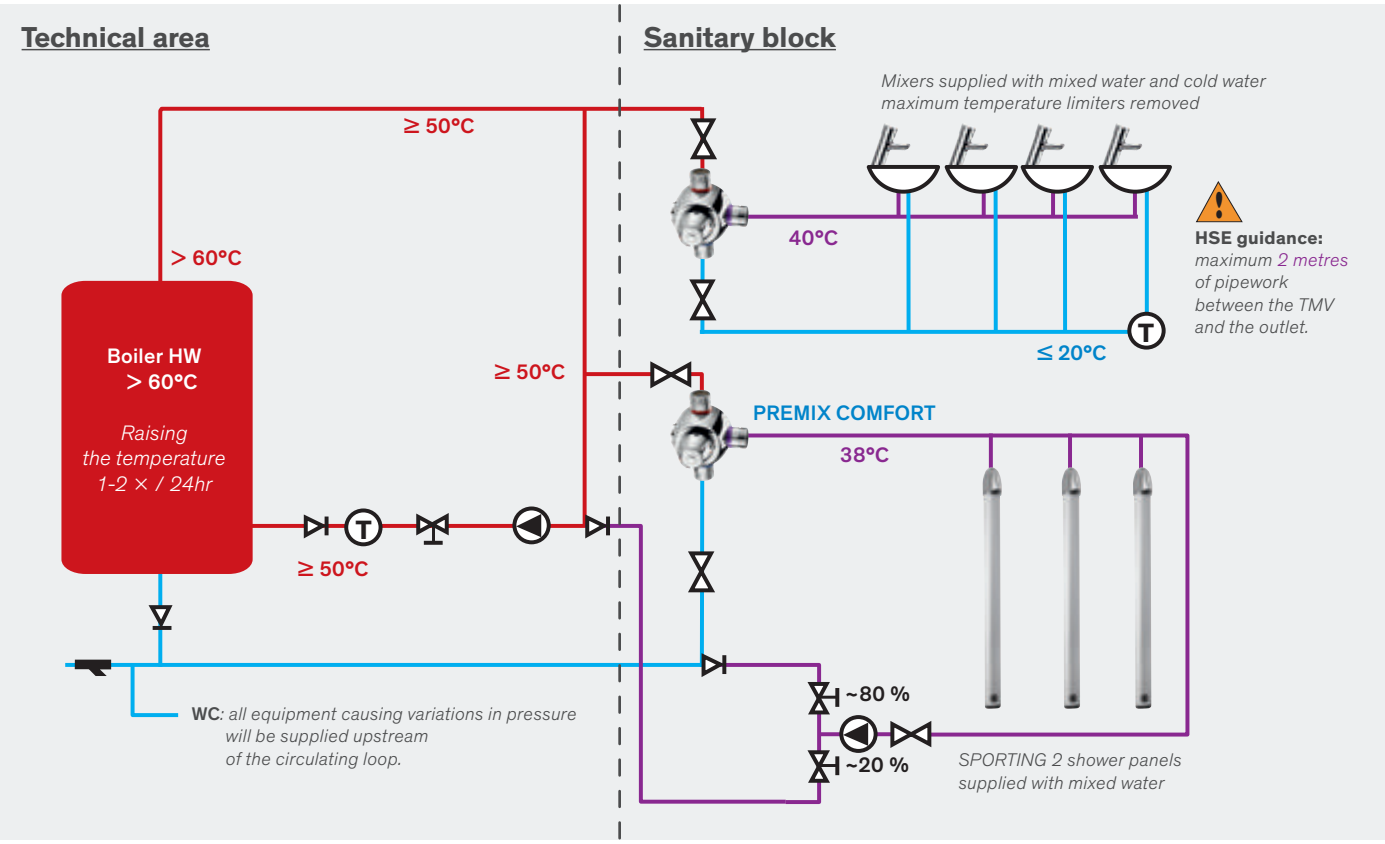

GUIDANCE FOR A QUICK SELECTION OF PREMIX WITH DELABIE WATER CONTROLS

			High simultaneous use		Normal simultaneous use	
PREMIX	**Flow rate at 3 bar pressure loss**	**Recommended operating range**	**Number of taps and valves**	**Simultaneity coefficient**	**Number of taps and valves**	**Simultaneity coefficient**
¾"	55 lpm	10 - 45	Up to 6	1	Up to 6	1
1"	90 lpm	20 - 70	Up to 12	1	Up to 16	0.3
1¼"	140 lpm	30 - 110	Up to 25	0.5 - 0.7	Up to 50	0.15
1½"	190 lpm	40 - 150	Up to 40	0.4 - 0.6	Up to 100	0.1

High simultaneous use: sports stadia, swimming pools, schools, boarding schools, campsites, etc.
(DELABIE basin taps 3 lpm; DELABIE showers 6 lpm; average use 5 lpm).
Normal simultaneous use: hospitals, hotels, offices, apartment blocks, social housing, etc.
(DELABIE basin taps 3 lpm; DELABIE showers 6 lpm; sinks 12 lpm; baths 20 lpm; average use 12 lpm).

- **Automatic anti-scalding safety**: automatic shut-off if cold water supply fails
- **Comfort**: temperature stability regardless of variations in pressure or flow rate in the system
- **Solution against Legionnaires' disease**: complies with the UK HSE technical guidance "HSG274 Part 2" in 2014
- **Installation**: upstream of point-of-use

PREMIX COMFORT

Group thermostatic mixing valve for mixed water 32 - 42°C



- **Anti-scalding safety.**
- **Regulates temperature variations.**
- **Filters and non-return valves can be accessed from the outside without removing the mechanism.**
- **Thermal shock with no specific lever needed** (push-button on the control knob).
- **Interchangeable cartridge with automotive cell.**
- High-resistance chrome-plated brass body.
- Maximum hot water temperature: 85°C.
- Differential hot water / mixed water: 15°C minimum.
- Pressure differences at the inlets: 1 bar max. (0.5 bar recommended).
- Minimum pressure / maximum: 1 - 10 bar (1 - 5 bar recommended).
- Left hand side hot water inlet (red ring) and right hand side cold water inlet (blue ring).
- Mixed water outlet at the top (purple ring).
- For bottom outlet: unscrew / place blanking cap at the top and outlet connector at the bottom.
- **Maximum temperature limiter, can be adjusted by the installer.**
- **Reduced risk of scalding by reducing the temperature at the point-of-use.**
- Available in 2 sizes to replace the common existing models (standard exchange).

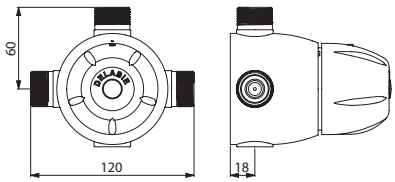

731002

Description	Dimensions W	H	D	Reference
PREMIX COMFORT 55, M¾"	120	60	18	**731002**
PREMIX COMFORT 90, M1"	160	80	23	**731003**
PREMIX COMFORT 140, M1¼"	180	90	26	**731004**
PREMIX COMFORT 190, M1½"	195	98	26	**731005**
PREMIX COMFORT T2, M¾"	120	81	18	**731200**
PREMIX COMFORT T3, M1"	146	95	23	**731300**
PREMIX COMFORT T4, M1¼"	180	107	26	**731400**
PREMIX COMFORT T5, M1½"	218	129	26	**731500**

Option: Isolating valves *(see page 137)*

ECONOMIX

Thermostatic mixing valve



- **For up to 4 taps or 3 showers** (depending on model).
- **Anti-scalding safety:** immediate shut-off if hot or cold water supply fails.
- Temperature pre-set at 43°C.
- **Non-return valves and stainless steel mesh strainers included on Combi model.**
- Minimum flow rate to operate: 4 lpm.
- Recommended pressure: 0.2 - 5 bar.
- **Thermal shocks are possible.**

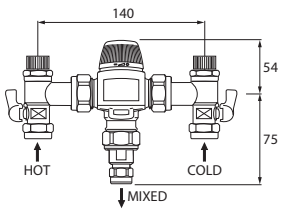

993615

ECONOMIX	
Combi 15mm 15/3 with angle lever ball valves	**993615**
Standard 15mm 15/3	**983615**

No circulating loop, PREMIX COMFORT, COMPACT or NANO and duty flush system

In installations where there is no circulating loop, stagnating water at temperatures below 50°C can cause Legionella bacteria to develop.
In older installations where a circulating loop is not possible, we recommend the solution below to combat bacterial proliferation.

Solutions:
- PREMIX COMFORT, COMPACT or NANO to lower the temperature of the water at the points-of-use to a maximum of 41°C (HSG 274 Part 2, 2014).
- DELABIE electronic mixers, taps or valves with automatic duty flush can be installed at the extreme end of each distribution arm (as a minimum) to prevent any bacterial development: automatic duty flush for ~60 seconds every 24 hours after the last use.

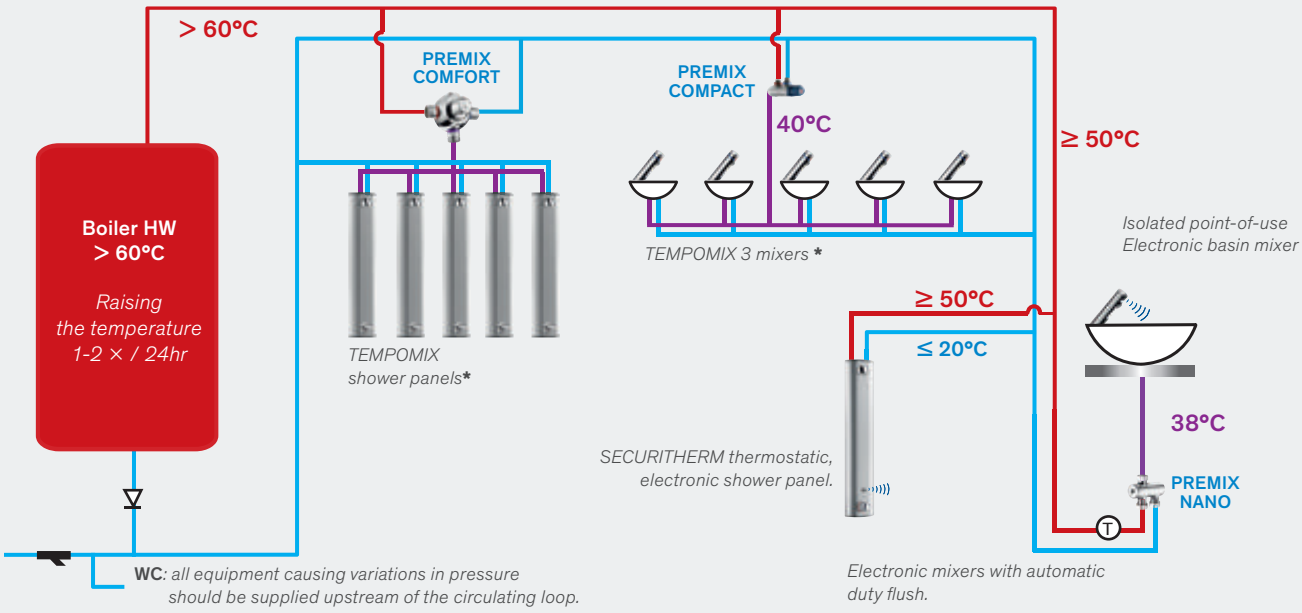

* *Maximum temperature limiter is overridden*

PREMIX COMFORT

Group thermostatic mixing valve for mixed water supply 32 - 42°C



- **Anti-scalding safety.**
- **Regulates temperature variations.**
- Filters and non-return valves can be accessed from the outside without removing the mechanism.
- **Thermal shock with no specific lever needed** (push-button on the control knob).
- Interchangeable cartridge with automotive cell.
- **Maximum temperature limiter, can be adjusted by the installer.**
- **Reduced risk of scalding by reducing the temperature at the point-of-use.**

For more information and models of PREMIX COMFORT see page 139.

Description	Dimensions			Reference
	W	H	D	
PREMIX COMFORT 55, M¾"	120	60	18	**731002**
PREMIX COMFORT 90, M1"	160	80	23	**731003**
PREMIX COMFORT 140, M1¼"	180	90	26	**731004**
PREMIX COMFORT 190, M1½"	195	98	26	**731005**

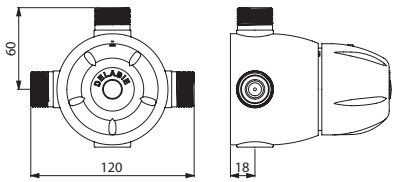

731002

- **Anti-scalding failsafe**: automatic shut-off if cold water supply fails
- **Comfort**: regulates temperature variations for a stable temperature at the point-of-use
- **Installation**: upstream of the taps and valves

PREMIX NANO

Thermostatic mixing valve with mixed water 34 - 60°C



- **For 1 - 2 taps or 1 shower.**
- **Anti-scalding failsafe:** automatic shut-off if cold or hot water supply fails.
- Temperature pre-set at 38°C, can be adjusted by the installer 34 - 60°C.
- Brass body.
- **Filters and non-return valves.**
- Minimum flow rate to operate: 3 lpm.
- **Thermal shocks are possible.**

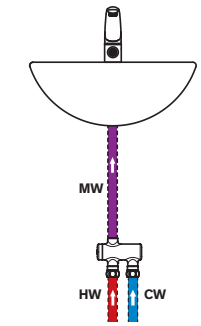

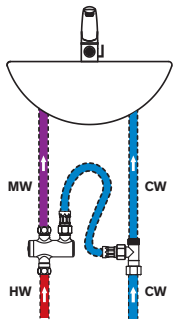

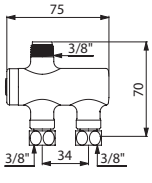

732016

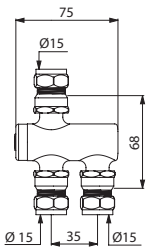

732115

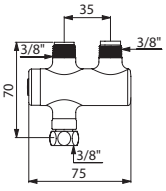

732216

PREMIX NANO	
Nickel-plated body, inlets F⅜" and outlet M⅜"	**732012**
Polished chrome body, inlets F⅜" and outlet M⅜"	**732016**
Nickel-plated body M½", 15mm	**732115**
Polished chrome body M½", 15mm	**732116**
Polished chrome body, HW inlet F⅜", CW inlet M⅜", MW outlet M⅜"	**732216**
Polished chrome body, HW inlet F⅜", CW inlet M⅜", MW outlet M⅜" + connection kit ⅜"	**732230**

PREMIX COMPACT

Thermostatic mixing valve with mixed water 30 - 60°C



- **For 2 - 10 sanitary points-of-use (depending on the flow rate).**
- **Anti-scalding safety:** automatic shut-off if cold or hot water supply fails.
- Adjustable temperature 30 - 60°C, can be blocked by the installer.
- Brass body.
- **Filters and non-return valves.**
- Minimum flow rate to operate: 5 lpm.
- **Thermal shocks are possible.**

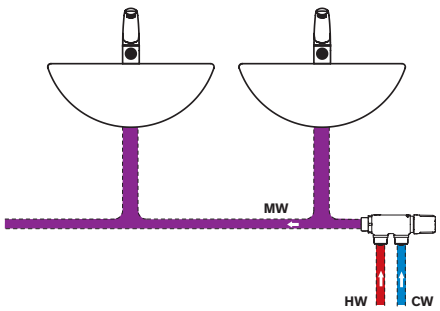

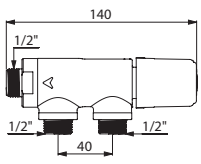

733016

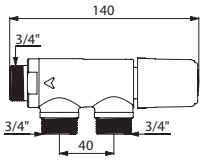

733021

M½" for 2 - 7 taps	
Nickel-plated body and blue control cap	**733015**
Chrome-plated body and control cap	**733016**
M¾" for 2 for 10 taps	
Nickel-plated body and blue control cap	**733020**
Chrome-plated body and control cap	**733021**


DELABIE

Urinals

ELECTRONIC CONTROLS
145






HYBRID SOLUTIONS
156




TIME FLOW CONTROLS
159






ADDITIONAL FITTINGS
170




RECOMMENDATIONS
174



TEMPOMATIC 4 electronic urinal valve **430PBOX + 430006 -** FINO wall-hung urinal **135710 -** LISO urinal divider **100590**

HYGIENE AND CONTROLLING BACTERIAL PROLIFERATION

Automatic activation with no manual contact
DELABIE's electronic controls are operated by active infrared detection. The urinal valve flushes automatically when the user leaves.
No manual contact prevents the spread of germs by hand.

Hygienic duty flush

- **Preventing vacuums in the trap**
  The duty flush programme renews the water in the trap, preventing vacuums and eliminating unpleasant odours.
- **Anti-bacterial proliferation**
  If a urinal valve is not used for prolonged periods of time, water stagnates in the pipework, which favours the development of bacteria (e.g. isolated points-of-use, facilities closed during holidays, etc.). An automatic flush takes place every 24 hours after the last use (programmable on some models).

Reduced-stagnation solenoid valve
Most solenoid valves are fitted with a rubber membrane behind which water stagnates and is not renewed. This can lead to bacterial proliferation.
DELABIE has developed a technology without a membrane (patented system).
With this piston-operated solenoid valve, water is drained and renewed with every use which reduces niches where bacteria can develop.
The solenoid valve's self-cleaning system with a calibrated groove reduces the build-up of dirt. Furthermore, its slow closure eliminates water hammer.

Pathogen-free urinal valves
DELABIE guarantees that its urinal valves will be delivered free from pathogenic bacteria.
For more information see page 4.

Technical characteristics

Operating pressure	1 - 5 bar, 3 bar recommended
Electrical supply*	230V / 50 Hz class II (without earth connection)
Electronic unit*	Independent or integrated
6V Lithium battery*	123 or 223 standard battery Average lifespan ~350,000 cycles or 3 - 6 years
Duty Flush programme can be adjusted*	OFF or 60 seconds 24 hours after last use
CE	Complies with European Directives CEM 2014/30/UE and BT 2014/35/UE

* Depending on model

10-year warranty against any manufacturing defects.

SPECIFICALLY DESIGNED FOR COMMERCIAL ENVIRONMENTS

Optimised space and time
Two urinals can easily replace one WC. This meets the needs of public and commercial facilities where space is an issue. As they are used standing up, the usage time for urinals is shorter, meaning that there is a higher turnover of users.

Resistant to intensive use and vandalism
DELABIE's controls are specifically designed to withstand intensive use and vandalism, both voluntary and involuntary.
The urinal valve bodies are made from chrome-plated metal, fitted with shock-resistant mechanisms and sensors. The reinforced fixings will stand up to intensive use. Streamlined designs discourage attempts at vandalism.
For areas that require tamperproof installations, there are recessed and cross wall versions which have mechanisms that cannot be accessed by the user.

Easy to install
DELABIE's products are easy to install and adjustments are kept to a minimum in order to save time during installation.

- **Independent electronic control unit, 12V mains: TEMPOMATIC models**
  The presence detection distance and the duty flush settings can be adjusted using this unit.
- **Electronic unit, solenoid valve and battery integrated in the body of the urinal valve: TEMPOMATIC 3 and 4 exposed models**
  Can be installed on any isolated point-of-use, for new builds as new as renovation.
  There are no electrical connections required. Simply connect the flexibles to the supply pipes in the same way as for a conventional urinal valve. No special adjustment is necessary; the urinal valve is ready to operate independently for 3 to 6 years. A red LED will flash for 15 days to indicate that the battery life is low. The battery can be changed without shutting off the water supply or removing the urinal valve.
- **Electronic unit integrated into the plate: TEMPOMATIC 4 recessed models**
  The choice of rinsing programme is made via the back of the wall plate. For the battery-operated models, batteries can be changed without shutting off the water supply or removing the urinal valve.

Reliable presence detection
DELABIE has chosen the most reliable detection system: infrared active pulse. It cannot be adjusted or affected by variations in light levels. On battery-operated models, the infrared beam adapts automatically, to ensure optimised detection.

Minimal servicing and simple to maintain
The scale-resistant solutions and the filters ensure minimal servicing. Maintenance is easier.
The spare parts are standardised to ensure quick and easy replacement by the maintenance staff.
Direct access to the components without having to remove the valve.



Hygiene and controlling bacterial proliferation



Reduced-stagnation solenoid valve



Vandal-resistant





Optimised time flow

Discover our water savings video



Water savings per use

60% WATER AND ENERGY SAVINGS

A smaller rinsing area
Due to the smaller bowl size, a urinal uses up to 6 times less water than a WC pan.

Optimised time flow
DELABIE's urinal valves are more economical in terms of water than most of the valves available on the market. Time flow is set at 3 seconds instead of the usual 7 seconds, resulting in up to 60% water consumption savings whilst maintaining appropriate hygiene levels.

Efficiency
With a minimum flow rate of 0.15 L/sec. for 3 seconds, the water volume is 45cl which is enough to renew the water in a conventional trap.
This consumption can even be optimised thanks to models with a high-frequency mode (TEMPOMATIC 4). The flow rate can be adjusted thanks to the stopcock.

Energy savings
DELABIE's electronic controls do not require much energy to operate. DELABIE has chosen infrared active pulse technology,a low-power consumption solution.
The infrared beam is emitted intermittently, saving energy while ensuring effective detection.
The battery-operated electronic models have an average lifespan of 350,000 cycles (i.e. 3 to 6 years) depending on the frequency of use.
The Lithium batteries are widely available, affordable and recyclable.

Environmental labels
The water and energy saving performance of DELABIE's electronic valves means that the buildings achieve the highest performance standards for international rating schemes such as BREEAM, LEED, HQE, or ESTIDAMA.
For more information see page 8.

THE HIGH-FREQUENCY MODE: AN "INTELLIGENT" AND ADAPTABLE SOLUTION

DELABIE has developed an "intelligent" urinal valve able to detect high-frequency periods and to adapt its rinse accordingly.
These high-use periods occur in places such as concert halls, stadia, theatres, schools, etc.

During peak periods, only the bowl is rinsed between two users, reducing the water volume.
At the end of the busy period, a complementary rinse takes place to rinse the bowl completely and renew the water in the trap.

The TEMPOMATIC 4 offers three rinsing modes according to the type of urinal. It also includes a stopcock and a flow rate adjuster.

Water consumption comparison

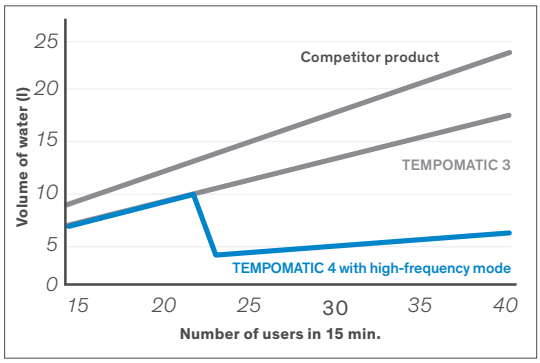

Water consumption optimisation according to urinal type

	Short rinse	Additional rinse
Programme 1 (Standard urinal)	2 seconds	2 seconds
Programme 2 (Siphon urinal)	2 seconds	4 seconds
Programme 3 (Siphon action urinal)	3 seconds	8 seconds



WATER-FREE URINALS

Water saving?
"Water-free" urinals have to be rinsed every 2 hours to avoid unpleasant odours. The reality is that they consume 18 to 36 litres of water per day (6 × 3L). Therefore, maintenance staff need to be available.

Ecological?
Occlusive liquid cartridges and sealing fluid bottles create waste and have an unknown impact on the environment.

Economical?
The purchase price of a water-free urinal is high. Running costs are also high (liquids and servicing products). Regular changes of consumables involve substantial manpower.

Hygienic?
Water-free urinals do not rinse the urinal bowl or the pipework.
As a result, bacteria stay in the bowl and develop continuously after each use. The build-up of urine can also cause blockages in the pipework.



INFRARED DETECTION
Guaranteed hygiene

6V LITHIUM BATTERY
Average lifespan 3 - 6 years (~350,000 cycles)
Replace without removing the valve or shutting off the water

INTEGRATED ELECTRONIC UNIT PROTECTED BY A WATERPROOF CAP
Easy to maintain

REDUCED-STAGNATION SOLENOID VALVE (patented)
Reduced build-up of dirt deposits and bacterial development
Slow closure with no water hammer

VALVE CAN BE DISCONNECTED FROM INLET SUPPLY
Simple to maintain

CHROME-PLATED METAL BODY
Vandal-resistant

STOPCOCK AND FLOW RATE ADJUSTER IS HIDDEN FROM THE USER
Easy to maintain

Displayed model: TEMPOMATIC 4 (ref. 479408)

- **Water savings**: high-frequency mode, 3 available programmes
- **Hygiene**: systematic individual rinsing with no manual contact, hygienic duty flush, reduced-stagnation solenoid valve
- **Easy to install**: electronic system integrated into the body of the urinal valve
- **Easy to replace the battery**: after 3 - 6 years, without removing the urinal valve or shutting off the water

TEMPOMATIC 4

Exposed electronic urinal valve with integrated battery



- **Battery-operated with integrated 223 6V Lithium battery.**
- For wall-mounted, exposed installation.
- **Reduced-stagnation solenoid valve and electronic unit integrated** into the body of the urinal valve.
- Shock-resistant infrared presence detection sensor.
- **Detection delay is 10 seconds.**
- **3 programmes** (rinse volume can be set according to the type of urinal).
- **High-frequency mode** (exclusive to DELABIE):
  - Short rinse after each user
  - Additional rinse at the end of the busy period.
- **Hygienic duty flush** every 24 hours after last use: prevents vacuums.
- Flow rate 0.25 L/sec. at 3 bar, can be adjusted.
- **Integrated stopcock and flow rate adjuster.**
- One-piece chrome-plated metal body.
- M½" connection.

Ideal for replacing old installations:
Can easily be installed where there was previously a time flow urinal valve.

"The jury was seduced by the high-frequency mode which allows the administrator to reduce water consumption, whilst ensuring maximum hygiene for the user."

Les Trophées du négoce *(Industry awards)* 2016 - Le Moniteur *(French construction industry magazine)*

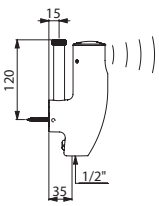

479406

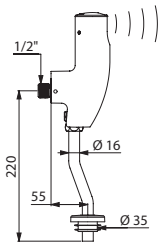

479407

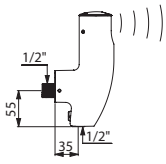

479408

TEMPOMATIC 4 exposed urinal valve	
In-line (outlet M½")	**479406**
Angled with neck tube and connection washer Ø 35mm	**479407**
Angled (outlet M½")	**479408**

- **Water savings**: 60%
- **Hygiene**: systematic individual rinsing with no manual contact, hygienic duty flush

TEMPOMATIC 3

Exposed electronic urinal valve with integrated battery



- **Battery-operated with integrated 223 6V Lithium battery.**
- For wall-mounted, exposed installation.
- **Electronic elements integrated** into the body of the urinal valve.
- Shock-resistant infrared presence detection sensor.
- **Detection delay is 10 seconds.**
- **Time flow 3 seconds.**
- **Hygienic duty flush** every 24 hours after last use: prevents vacuums.
- Flow rate 0.3 L/sec. at 3 bar, can be adjusted.
- **Integrated stopcock and flow rate adjuster.**
- One-piece chrome-plated metal body.
- M½" connection.

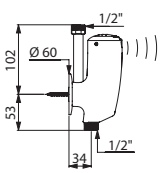

479006

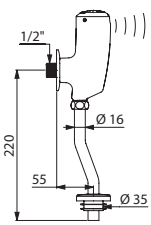

479007

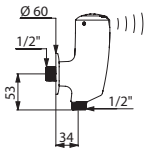

479008

TEMPOMATIC 3 exposed urinal valve	
In-line (outlet M½")	**479006**
Angled with neck tube and connection washer Ø 35mm	**479007**
Angled (outlet M½")	**479008**

TEMPOMATIC

Exposed electronic urinal valve with mains supply



- **Mains supply,** electronic control unit 12V, solenoid valve, stopcock and flow rate adjuster M½".
- For wall-mounted, exposed installation.
- White powder-coated stainless steel wall box.
- Shock-resistant infrared presence detection sensor.
- **Detection delay is 3 seconds.**
- **Automatic pre-rinse** is possible.
- **Time flow 3 seconds,** can be adjusted from 3 - 12 seconds.
- **Hygienic duty flush** every 24 hours after last use: prevents vacuums.
- Flow rate 0.3 L/sec. at 3 bar, can be adjusted.
- Straight for in-line inlets.

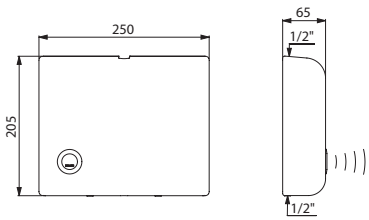

477000

TEMPOMATIC exposed urinal valve	477000
We recommend a 230/12V transformer *(see page 155)*	

TEMPOMATIC 4 RECESSED: 100% WATERPROOF RECESSING HOUSING, MODULAR AND ADAPTABLE

One product for all types of installation
(adjustable fins)



Plasterboard rails



Solid walls



Panels



Secure system flush

Water savings

Thanks to its optimised flow rate and time flow, the TEMPOMATIC 4 rinse provides just the necessary flush volume and, therefore, the best compromise between water consumption and efficacy.
It also features the high-frequency mode.
For more information see page 146.

Hygiene

The TEMPOMATIC 4 recessed urinal flush rinses automatically after each user leaves. No manual contact prevents the spread of germs by hand.
The hygienic duty flush prevents bacterial proliferation and the problem of vacuums.
The TEMPOMATIC 4 is supplied with a reduced-stagnation solenoid valve.
For more information see page 145.

Design

The TEMPOMATIC 4 wall plate has a timeless design, available in bright polished, satin, black or white finish. Compact and discreet, it fits perfectly in any type of public and commercial building. Its smooth surface limits the build-up of dirt and facilitates cleaning.

This new concept combines design and functionality: the electronics are integrated directly in the wall plate.

Quick and easy to install

There are multiple installation options for the housing: fixing via the sides onto plasterboard rails, from the front on to a solid wall, or from the rear onto a panel.
The cut-to-size housing is the only product available that can adjust to thick walls as well as thin partition walls. It can be installed on walls up to 120mm: bricks or concrete blocks for commercial installations subject to high levels of vandalism.

The TEMPOMATIC 4 recessed urinal connects from the outside of the housing to a standard installation or a "pipe-in-pipe" connection.

Secure system flush

During commissioning, the sensitive elements (solenoid valve, filter and stopcock) are replaced by a temporary casing to facilitate and secure the system flush.

Waterproof recessing

Standard housings on the market are designed to be cut to size flush to the wall, which increases the risk of leaks between the wall and collar.
DELABIE has developed a housing that can be cut to size in front of the collar, which ensures a perfect seal.
The waterproof seal is integrated into the collar.
The installer does not need to apply anything else (silicone, jointing compound, PTFE, etc.).
The housing has notches to clip the collar onto and fix it in place easily (patented system).

Minimal servicing and simple to maintain

The solenoid valve, filter and stopcock are all accessible from the front. Simply remove the wall plate to gain access.

A red LED will flash for 15 days to indicate that the battery life is low. Since the batteries are housed inside the wall plate, they can be changed without shutting off the water supply or removing the urinal valve.

Maintenance is quick and simple thanks to pre-assembled spare parts.

The TEMPOMATIC 4 is suitable for grey water and sea water.

The urinal valve can be disconnected and removed from the inside, without removing the housing, if the urinal valve requires in-depth maintenance or protecting from frost.

Ecological

The materials used to make the TEMPOMATIC 4 are 100% recyclable.

ADJUSTABLE, WATERPROOF HOUSING



Thick wall finish
Max. 120mm



Narrow wall finish
Min. 10mm

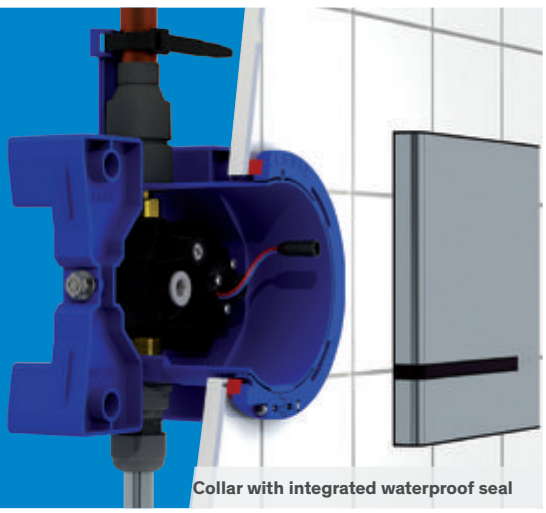

Collar with integrated waterproof seal

WATERPROOF HYDRAULIC CONNECTION
Standard pipe or "pipe-in-pipe"

FINS CAN BE ADJUSTED ACCORDING TO INSTALLATION TYPE
Easy to install

NOTCHES TO CLIP AND FIX COLLAR ONTO (patented)
Easy to install

VALVE CAN BE CONNECTED FROM THE OUTSIDE
Easy to install

VALVE CAN BE DISCONNECTED FROM THE INSIDE
Simple to maintain

SOLENOID VALVE, FILTER AND STOPCOCK CAN BE ACCESSED FROM THE FRONT
Simple to maintain



COLLAR WITH INTEGRATED SEAL
Completely waterproof

HOUSING CAN BE CUT TO SIZE
Adjusts to fit wall finishes up to 120mm

STAINLESS STEEL WALL PLATE WITH INTEGRATED ELECTRONICS
Battery-operated model: batteries can be replaced without shutting off the water or removing the valve

Displayed model: TEMPOMATIC 4 recessed urinal (ref. 430PBOX + 430016 + 752430)



TEMPOMATIC 4 electronic urinal valve **430SBOX + 430030 -** FINO wall-hung urinal **135710 -** LISO urinal divider **100590**

- **Water savings**: high-frequency mode, 3 available programmes
- **Hygiene**: systematic individual rinsing with no manual contact, hygienic duty flush, reduced-stagnation solenoid valve
- **Easy to install**: modular and adjustable waterproof housing (for walls and finishes)

TEMPOMATIC 4

Electronic urinal valve in a waterproof housing



- **Battery-operated with 123 6V Lithium batteries** or **230/6V mains supply** (cable and transformer supplied).
- **Wall plate 145 × 145mm with integrated electronics.**
- **Waterproof recessing housing:**
  - Collar with waterproof seal.
  - Hydraulic connection from the outside and maintenance from the front.
  - Adjusts to all types of installation (rails, solid walls, panels).
  - Compatible with wall finishes 10 - 120mm (while maintaining the minimum recessing depth of 83mm).
  - Suitable for standard or "pipe-in-pipe" supply .
  - Stopcock and flow rate adjustment, filter and solenoid valve are all integrated and accessible from the front.
  - TEMPOMATIC 4 F½" urinal valve is compatible with sea water and grey water.
  - Supplied in 2 kits: secure system flush without sensitive elements.
- Shock-resistant infrared presence detection sensor.
- **Detection delay is 10 seconds.**
- **3 programmes** (rinse volume can be set according to urinal type).
- **High-frequency mode** (exclusive to DELABIE):
  - Short rinse after each user.
  - Additional rinse at the end of the busy period.
- **Hygienic duty flush** every 24 hours (can be adjusted to 12 hours or OFF) after the last use: prevents vacuums.
- **Flow rate pre-set at 0.15 L/sec.** at 3 bar, can be adjusted.
- Connection with Ø 35mm connection washer (for standard urinals) or ½" brass connection (for urinals supplied by flexible).
- For use with neck tube ref. 752430 or 757430.

For version with TEMPOFIX 3 frame system: *see page 211.*

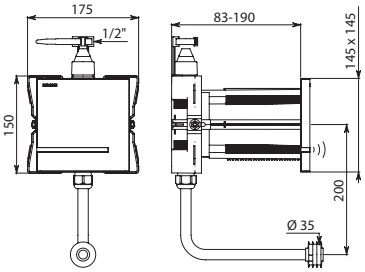

430PBOX + 430016 + 752430

TEMPOMATIC 4 urinal valve in a waterproof housing	
Bright polished finish stainless steel 6V battery-operated	**430PBOX + 430016**
Bright polished finish stainless steel 230V mains supply	**430SBOX + 430010**
Satin finish stainless steel 6V battery-operated	**430PBOX + 430006**
Satin finish stainless steel 230V mains supply	**430SBOX + 430000**
White powder-coated finish stainless steel 6V battery-operated	**430PBOX + 430026**
White powder-coated finish stainless steel 230V mains supply	**430SBOX + 430020**
Black glass finish, shock-resistant vitro-ceramic 6V battery-operated	**430PBOX + 430036**
Black glass finish, shock-resistant vitro-ceramic 230V mains supply	**430SBOX + 430030**
Ø 35mm neck tube supply for urinals	**752430**
Neck tube supply for urinals with flexible ½"	**757430**

Alternative: TEMPOMATIC 4 M1/2" (replace 430PBOX with 431PBOX and 430SBOX with 431SBOX)

GERMAN DESIGN AWARD WINNER 2018 — SELECTION miaw — GOLD MEDAL 2018

- **Water savings**: high-frequency mode, 3 available programmes
- **Hygiene**: systematic individual rinsing with no manual contact, hygienic duty flush, reduced-stagnation solenoid valve
- **Easy to install**: modular and adjustable waterproof housing (for walls and finishes)

TEMPOMATIC 4

Electronic urinal valve in a waterproof housing

NEW



- **Battery-operated with 123 6V Lithium batteries or 230/6V mains supply** (cable and transformer supplied).
- **Wall plate 145 × 145mm with integrated electronics.**
- **Waterproof recessing housing:**
  - Collar with waterproof seal.
  - Adjusts to all types of installation (rails, solid walls, panels).
  - Compatible with wall finishes 10 - 120mm (while maintaining the minimum recessing depth of 105mm).
  - Solenoid valve is accessible from the front.
  - TEMPOMATIC 4 F½" urinal valve is compatible with sea water and grey water.
- **Detection delay is 10 seconds.**
- **3 programmes** (rinse volume can be set according to urinal type).
- **High-frequency mode** (exclusive to DELABIE):
  - Short rinse after each user.
  - Additional rinse at the end of the busy period.
- **Hygienic duty flush** every 24 hours (can be adjusted to 12 hours or OFF) after the last use: prevents vacuums.
- Flow rate pre-set at 0.3 L/sec. at 3 bar.

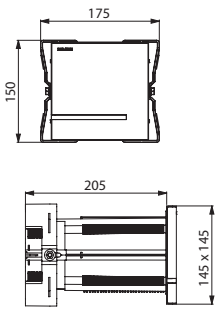

430P006

TEMPOMATIC 4 urinal valve in a waterproof housing	
6V battery-operated	**430P006**
230V mains supply	**430S006**
We recommend a stopcock	

- **Hygiene**: no manual contact, hygienic duty flush
- **Vandal-resistant**: recessed or cross wall installation

TEMPOMATIC

Cross wall electronic urinal valve



- **Mains supply,** electronic control unit 12V with solenoid valve, filter and stopcock M½".
- For cross wall installation.
- Shock-resistant infrared presence detection sensor.
- **Detection distance, time flow and flow rate can be adjusted** during installation.
- We recommend a 230/12V transformer *(see below).*
- **Detection delay is 3 seconds.**
- **Automatic pre-rinse** is possible.
- **Time flow 3 seconds,** can be adjusted from 3 - 12 seconds.
- **Hygienic duty flush** every 24 hours after last use: prevents vacuums.
- Flow rate 0.3 L/sec. at 3 bar, can be adjusted.
- Wall plate flush to the wall.
- Threaded rod can be cut to size.

For version with TEMPOFIX 3 frame system: *see page 212.*

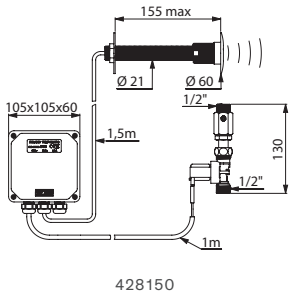

428150

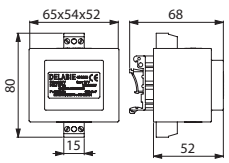

406000



406220

TEMPOMATIC cross wall urinal valve	
For walls ≤ 155mm	**428150**
For walls ≤ 225mm	**428200**
Transformer 230/12V for 1 - 5 TEMPOMATIC urinals	
Without housing	**406000**
In a waterproof housing	**406220**
Alternative cross wall lengths are available on request	

TEMPOMATIC multi-urinals

Recessed electronic valve with infrared barrier for urinals



- **Rinsing for 1 - 8 standard or stall urinals** or **2 siphon action urinals.**
- For recessed installation.
- Electronic unit with 230/12V transformer.
- Hydraulic unit with solenoid valve, stopcock M¾" and filter.
- **Hygienic duty flush** every 12 hours after last use, prevents vacuums.
- Presence detection by infrared barrier.
- Recessed infrared detector Ø 50mm and reflector Ø 85mm.
- **Automatic pre-rinse** is possible after the arrival of the first user.
- **Automatic rinse** every 30 or 60 seconds.
- **Time flow pre-set at 3 seconds,** can be adjusted from 2 - 14 seconds.
- Flow rate 0.3 L/sec. at 3 bar, can be adjusted.
- Maximum detection range recommended: 6 metres.
- **Anti-blocking security:** automatic shut-off after 20 uninterrupted cycles.

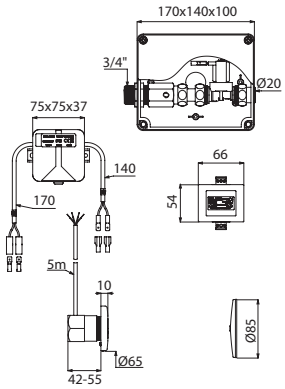

487620





Installation examples

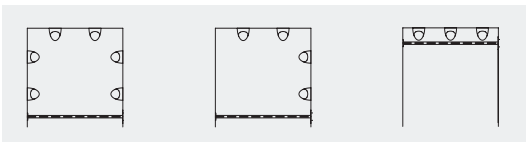

U-shaped L-shaped In-line

TEMPOMATIC multi-urinals	487620



Ecological



Hygiene and controlling bacterial proliferation



Design

HYBRIMATIC: A SERIOUS, ECOLOGICAL ALTERNATIVE TO WATER-FREE URINALS

Water savings
Traditionally, the urinal flush fulfils three roles: rinse the sides of the bowl, replace the water in the trap and prevent urine crystallisation in the pipework.

Thanks to the waste with a membrane, and the absence of a water level, the HYBRIMATIC saves the water for replenishing the trap.

Using only 7cl (1 second's worth of water flow), the whole of the bowl and the membrane is cleaned.

During busy periods, the high-frequency mode is active. The rinse only takes place once it detects the departure of the last user, reducing water consumption.

Ecological
Unlike "water-free" urinals, the HYBRIMATIC does not require the use of chemicals or costly products (liquids and cleaning products).

Unique detection system
The hybrid detection system, integrated into the urinal, is not visible from the exterior.
The rinse takes place automatically when fluid is detected in the urinal.

Easy to install and simple to maintain
The wall-hung urinal is compatible with all standard frame systems available on the market.
It is supplied with all necessary fixings.
Access to the internal components is easy and secure, from underneath the urinal.

Total hygiene
No manual contact prevents the spread of germs by hand.

HYBRIMATIC's flush activates automatically when the user leaves.

A hygienic duty flush takes place every 24 hours (can be adjusted to 12 hours).
It prevents bacterial proliferation and the problem of blockages in the pipework.

HYBRIMATIC is supplied with a reduced-stagnation solenoid valve. *For more information see page 145.*

Minimal servicing
Regular rinsing reduces the frequency of urinal maintenance and membrane replacement.

Ideal for intensive use
DELABIE's sanitary ware is subjected to performance tests to ensure that it will withstand the demands of exposed environments.
It is specifically designed for use in all types of public and commercial places.

Vandal-resistant
DELABIE has developed an automatic flush technology which is based on the detection of flowing urine. As a result, there are no cells visible or within the reach of the user.
The internal components and fixing elements are concealed.



THE ADVANTAGES OF STAINLESS STEEL

Design
Stainless steel is a prestigious, high quality material, shown at its best in the design of DELABIE's sanitary ware. Stainless steel urinals are key architectural elements for sanitary facilities.

Ecological
Stainless steel is 100% recyclable, contributing to sustainable development and protecting the environment.

Hygiene
The FINO is made from bacteriostatic 304 stainless steel. It is an alloy that is very easy to clean and that is ideal for environments that must meet the requirements of public washrooms in terms of hygiene.

- **Water savings**: minimal individual rinsing
- **Hygiene**: automatic rinsing with no manual contact, hygienic duty flush, reduced-stagnation solenoid valve
- **Easy to maintain and vandal-resistant**: access to technical components from beneath
- **Ecological**: no need for chemical products

HYBRIMATIC FINO

Stainless steel urinal with hybrid rinsing system



- **HYBRIMATIC system:**
  - **Battery-operated with 123 6V Lithium batteries.**
  - **Concealed fluid detector.**
  - **Waste with membrane and no water level.**
  - Electronics integrated into the urinal.
  - **Micro-rinse for one second after each user** in Eco programme (or 3 seconds in comfort programme).
  - **High-frequency mode:** the rinse takes place after the busy period.
  - **Hygienic duty flush** for 7 seconds every 24 hours in Eco programme (or for 14 seconds every 12 hours in comfort programme): prevents bad smells and blockages in the pipework.
  - Flow rate pre-set at 0.07 L/sec. at 3 bar, can be adjusted.
  - Stopcock.
- **FINO wall-hung rimless urinal:**
  - Compatible with all standard frame systems on the market.
  - Bacteriostatic 304 stainless steel.
  - Stainless steel thickness: 1.2mm.
  - Polished satin finish stainless steel.
  - Rear water inlet.
  - Recessed horizontal waste outlet.

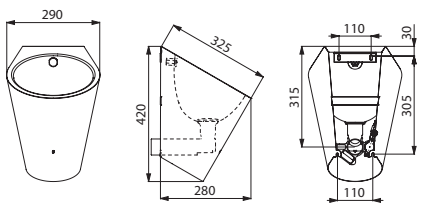

130000

Provisional availability 2nd half 2019.
Please contact the sales office to check availability.

HYBRIMATIC FINO	130000

HYBRIMATIC DELTACÉRAM

Ceramic urinal with hybrid rinsing system



- **HYBRIMATIC system:**
  - **Battery-operated with 123 6V Lithium batteries.**
  - **Concealed fluid detector.**
  - **Waste with membrane and no water level.**
  - Electronics integrated into the urinal.
  - **Micro-rinse for one second after each user** in Eco programme (or 3 seconds in comfort programme).
  - **High-frequency mode:** the rinse takes place after the busy period.
  - **Hygienic duty flush** for 7 seconds every 24 hours in Eco programme (or for 14 seconds every 12 hours in comfort programme): prevents bad smells and blockages in the pipework.
  - Flow rate pre-set at 0.07 L/sec. at 3 bar, can be adjusted.
  - Stopcock.
- **DELTACÉRAM wall-hung rimless urinal:**
  - Compatible with all standard frame systems on the market.
  - Ceramic.
  - Complies with European standard EN 13407 (CE marked).
  - Rear water inlet.
  - Recessed horizontal waste outlet.

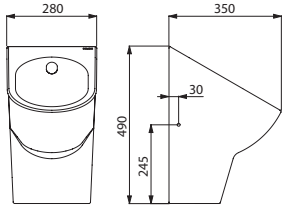

130008

Provisional availability 2nd half 2019.
Please contact the sales office to check availability.

HYBRIMATIC DELTACÉRAM	130008


DELABIE

HYGIENE AND CONTROLLING BACTERIAL PROLIFERATION

Pathogen-free urinal valves
DELABIE guarantees that its urinal valves will be delivered free from pathogenic bacteria.
For more information see page 4.

DESIGN

Commercial environments and design
DELABIE's products, known for their endurance and reliability, have a timeless design.
The diversity of the product range fits in perfectly with any commercial installation.

In an office building or a shopping centre, it is paramount that the product design fits in with its surroundings.

In prison, products must be resistant and secure: concealed mechanisms, streamlined design, etc.

Design without constraints
Aesthetic products are subject to less vandalism as they are better respected. The smooth shape of the urinal valves reduces the build-up of dirt and facilitates cleaning.

Easy but secure access to the control mechanisms provides easy maintenance.

60% WATER AND ENERGY SAVINGS

A smaller rinsing area
Due to the smaller bowl size, a standard urinal uses up to 6 times less water than a WC pan.

Optimised time flow
DELABIE's urinal valves are more economical in terms of water than most of the valves available on the market. Time flow is set at 3 seconds instead of the usual 7 seconds, resulting in up to 60% water consumption savings whilst maintaining appropriate hygiene levels.

Efficiency
With a minimum flow rate of 0.15 L/sec. for 3 seconds, the water volume is 45cl which is enough to renew the water in a conventional trap. This flow rate can be adjusted during installation.

Energy savings
DELABIE's time flow urinal valves operate completely autonomously with no need for an electrical supply. They do not consume any power at all.

Ecological
DELABIE's time flow urinal valves are made from materials that are 100% recyclable which ensures that the products receive the best ecological assessment in their category.

Environmental labels
The water and energy saving performance of DELABIE's time flow urinal valves means that the buildings achieve the highest performance standards for international rating schemes such as LEED, BREEAM, HQE or ESTIDAMA.
For more information see page 8.



Hygiene and controlling bacterial proliferation



Optimised time flow



Water savings per use



WATER-FREE URINALS

Water saving?
"Water-free" urinals have to be rinsed every 2 hours to avoid unpleasant odours. The reality is that they consume 18 to 36 litres of water per day (6 × 3L). Therefore, maintenance staff need to be available.

Ecological?
Occlusive liquid cartridges and sealing fluid bottles create waste and have an unknown impact on the environment.

Economical?
The purchase price of a water-free urinal is high. Running costs are also high (liquids and servicing products). Regular changes of consumables involve substantial manpower.

Hygienic?
Water-free urinals do not rinse the urinal bowl or the pipework. As a result, bacteria stay in the bowl and develop continuously after each use.
The build-up of urine can also cause blockages in the pipework.



Soft technology:
soft-touch operation



Vandal-resistant



Endurance

TECHNICAL SOLUTIONS SUITABLE FOR ALL CONSTRAINTS

Public and commercial buildings have different requirements depending on the place of installation and type of user.
DELABIE has developed specific products to respond to a variety of challenges (comfort, design, new buildings, refurbishment, users with specific needs, etc.).

Soft technology: soft-touch operation
DELABIE has developed time flow controls with a soft-touch operation.
Soft technology allows all users (children, the elderly or people with reduced mobility) to use the controls with no effort required. TEMPOSOFT 2 and TEMPOFLUX models are fitted with a priming system that requires half the effort to operate, ensuring user comfort.

Waterproof recessing
Some urinal controls have a waterproof recessing housing (TEMPOSTOP and TEMPOFLUX models). TEMPOFLUX features DELABIE's newest generation of recessing housings. This housing is 100% waterproof and can be installed on different fixtures (rails, solid walls, panels) and can be adapted to fit different wall thicknesses from 10 - 120mm.

Types of installation
For refurbishment projects in particular, the water supply, available pressure or the associated urinals can be a problem for the installer.
DELABIE offers urinal valves with in-line or angled inlet supply, with ¾" union (with 7 seconds time flow and 0.25 L/sec. flow rate) or ½" union (with ~3 or 7 seconds time flow and 0.15 L/sec. flow rate).

SPECIFICALLY DESIGNED FOR COMMERCIAL ENVIRONMENTS

Optimised space and time
Two urinals can easily replace one WC. This meets the needs of public facilities where space is an issue. As they are used standing up, the usage time for urinals is shorter, meaning that there is a higher turnover of users.

Resistant to intensive use and vandalism
DELABIE's controls are specifically designed to withstand intensive use and vandalism, both voluntary and involuntary.
The urinal valve bodies are made from chrome-plated solid brass, fitted with shock-resistant mechanisms.
The reinforced fixing will stand up to intensive use.
Streamlined designs discourage attempts at vandalism.
For areas that require tamperproof installations, there are recessed and cross wall versions which have mechanisms that cannot be accessed by the user.

Superior endurance
The time flow mechanisms in DELABIE's urinal valves are hard-wearing.
The hydraulic timing system with a calibrated groove is self-cleaning, which extends its lifespan to over 500,000 operations.
There is no metal-metal or metal-plastic friction, ensuring reliable and durable timing.
DELABIE's water controls perform to the highest standards. Each model is subjected to endurance tests under extreme conditions in endurance laboratories.

Minimal servicing
The cartridges are made from scale-resistant materials (Hostaform®). The self-cleaning mechanisms are protected by filters.

Simple to maintain
The spare parts are standardised to ensure quick and easy replacement by the maintenance staff.
Access to the components is direct.
The whole of the system is integrated into a cartridge which can be accessed without removing the valve.

10-year warranty against any manufacturing defects.

WATERPROOF HYDRAULIC CONNECTION
Standard pipe or "pipe-in-pipe"

FINS CAN BE ADJUSTED ACCORDING TO INSTALLATION TYPE
Easy to install

NOTCHES TO CLIP AND FIX COLLAR ONTO (patented)
Easy to install

VALVE CAN BE CONNECTED FROM THE OUTSIDE
Easy to install

VALVE CAN BE DISCONNECTED FROM THE INSIDE
Simple to maintain

CARTRIDGE, FILTER AND STOPCOCK CAN BE ACCESSED FROM THE FRONT
Simple to maintain



COLLAR WITH INTEGRATED SEAL
Completely waterproof

HOUSING CAN BE CUT TO SIZE
Adjusts to fit wall finishes up to 120mm

STAINLESS STEEL WALL PLATE WITH SOFT-TOUCH OPERATION
Design and comfort

Displayed model: TEMPOFLUX recessed urinal (ref. 778BOX + 778700 + 752430)



TEMPOFLUX time flow urinal valve **778BOX + 778700 -** DELTA urinal **134770 -** LISO urinal divider **100590**

- **Water savings**: 60%
- **Comfort**: soft-touch operation
- **Easy to install**: modular and adjustable waterproof housing (for walls and finishes)

TEMPOFLUX

Time flow urinal valve in a waterproof housing

NEW



- **Satin finish stainless steel wall plate 145 × 145mm.**
- **Chrome-plated metal button.**
- **Waterproof recessing housing:**
  - Collar with waterproof seal.
  - Hydraulic connection from the outside and maintenance from the front.
  - Adjusts to all types of installation (rails, solid walls, panels).
  - Compatible with wall finishes from 10 - 120mm (while maintaining the minimum recessing depth of 83mm).
  - Suitable for standard or "pipe-in-pipe" supply.
  - Stopcock and flow rate adjustment, filter and cartridge are all integrated and accessible from the front.
  - TEMPOFLUX F½" urinal valve is compatible with sea water and grey water.
  - Supplied in 2 kits: secure system flush without sensitive elements.
- **Soft-touch operation.**
- **Time flow pre-set at ~3 seconds,** can be adjusted from 3 - 7 seconds (patented).
- **Flow rate pre-set at 0.15 L/sec.** at 3 bar, can be adjusted up to 0.3 L/sec.
- Complies with European standard EN 12541 (class II acoustic level).
- Connection with Ø 35mm connection washer (for standard urinals) or ½" brass connection (for urinals supplied by flexible).
- For use with neck tube ref. 752430 or 757430.

For version with TEMPOFIX 3 frame system: *see page 213.*

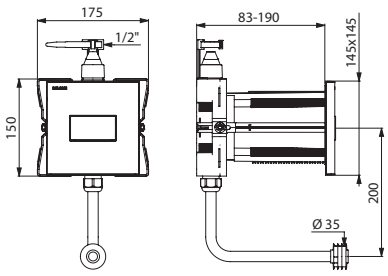

778BOX + 778700 + 752430

TEMPOFLUX urinal valve in a waterproof housing	
Satin finish stainless steel	**778BOX + 778700**
Ø 35mm neck tube supply for urinals	**752430**
Neck tube supply for urinals with flexible ½"	**757430**



TEMPOFLUX time flow kit **778759 -** FINO urinal **135110**

- **Water savings**: 60%
- **Comfort**: soft-touch operation
- **Simple to maintain**: innovative stopcock and flow rate adjustment system integrated in the wall plate, adjustable time flow

TEMPOFLUX

Exposed time flow urinal valve



- For standard or siphon action urinals.
- For wall-mounted, exposed installation.
- **Soft-touch operation.**
- **Time flow pre-set at ~3 seconds,** can be adjusted from 3 - 7 seconds (patented).
- Vacuum breaker.
- Flow rate pre-set at 0.15 L/sec. at 3 bar, can be adjusted up to 0.3 L/sec.
- **Innovative stopcock and flow rate adjustment system integrated in the wall plate (patented).**
- **Complies with European standard EN 12541** (class II acoustic level).
- Chrome-plated solid brass body M½".
- With chrome-plated neck tube.
- Angled for recessed inlet.

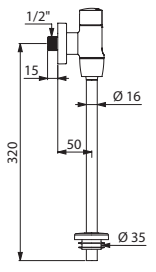

778755

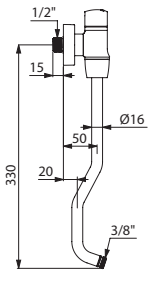

778757

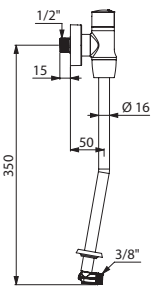

778759

** Provisional availability: 2nd half 2019.*
Please contact the sales office to check availability.

TEMPOFLUX exposed urinal valve	
For standard urinal with Ø 35mm connection washer *(type ARMITAGE Contour, Sanura or LECICO Atlas)*	**778755**
For DELABIE DELTA urinal	**778757**
For DELABIE FINO urinal	**778759** *

- **Water savings**: 60%
- **Vandal-resistant**: solid brass, recessed version
- **Comfort**: soft-touch operation

TEMPOSOFT 2
Exposed time flow urinal valve





- For standard or siphon action urinals.
- **Soft-touch operation.**
- **Time flow ~3** or ~7 seconds.
- **Flow rate pre-set at 0.15 L/sec.** at 3 bar, can be adjusted.
- Chrome-plated solid brass body M½".

The recessed version of this urinal valve does not have a waterproof recessing housing. The installer must ensure that the recessing area is waterproof and any leaks or condensation can drain away (see installation guide).

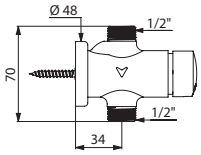

777800

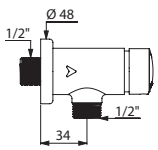

778800

TEMPOSOFT 2 exposed urinal valve	
Time flow ~3 seconds	
Straight for in-line inlets	**777800**
Angled for recessed inlets	**778800**
Time flow ~7 seconds	
Straight for in-line inlets	**777807**
Angled for recessed inlets	**778807**
Options: unions and neck tubes *(see page 170)*	

TEMPOSOFT 2
Recessed time flow urinal valve



TEMPOSOFT 2 recessed time flow urinal valve:
- Bright polished stainless steel wall plate Ø 130mm.
- Spacing can be adjusted from 1 - 5mm.



TEMPOSOFT 2 time flow urinal valve for panels:
- For panels or dry wall installation up to 7mm maximum.

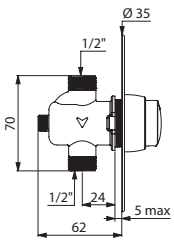

777130

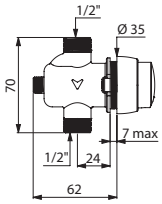

777140

TEMPOSOFT 2 urinal valve, recessed or for panels	
Recessed behind a wall plate	**777130**
For panels or dry walls	**777140**
Options: unions and neck tubes *(see page 171)*	

- **Vandal-resistant**: packs contain robust products that will withstand intensive use and are suitable for any user
- **Easy to install**: packs contain all the necessary elements for complete installation - urinal, flush valve, accessories and fixing elements - delivered in a single pack that is easy to transport and store



EASY-D with TEMPOSOFT 2

Pack with ceramic urinal and time flow urinal valve



- **DELTACÉRAM ceramic rimless urinal:**
  - Recessed or exposed horizontal waste outlet.
  - Complies with European standard EN 13407 (CE marked).
  - Water nozzle.
  - Concealed trap.
  - Fixing elements kit.
- **TEMPOSOFT 2 exposed time flow urinal valve:**
  - Soft-touch operation.
  - Time flow ~3 seconds.
  - Flow rate pre-set at 0.15 L/sec. at 3 bar, can be adjusted.
  - Chrome-plated solid brass body M½".
  - Wall plate.
  - Chrome-plated neck tube.

It is possible to order a pre-assembled DELTACÉRAM ceramic urinal (with water nozzle, waste and trap) and add the desired DELABIE urinal valve: electronic or time flow urinal valve, exposed or recessed.

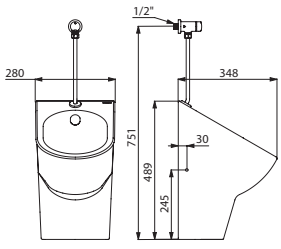

133888

EASY-D urinal pack with TEMPOSOFT 2	
Straight for in-line inlets	**133788**
Angled for recessed inlets	**133888**
DELTACÉRAM urinal only	
Exposed inlets	**134118**
Recessed inlets	**134718**
Option: neck tubes *(see page 170)*	

- **Water savings**
- **Vandal-resistant**: solid brass, concealed fixings, recessed or cross wall installation

TEMPOSTOP
Recessed time flow urinal valve



- For standard or siphon action urinals.
- For recessed installation.
- Recessing depth can be adjusted.
- Chrome-plated brass or stainless steel round wall plate, or stainless steel square wall plate.
- **Time flow ~3** or ~7 seconds.
- **Flow rate pre-set at 0.15 L/sec.** or 0.25 L/sec. at 3 bar, can be adjusted.
- Solid brass body M½".

This model does not have a waterproof recessing housing.
The installer must ensure that the recessing area is waterproof and any leaks or condensation can drain away (see installation guide).

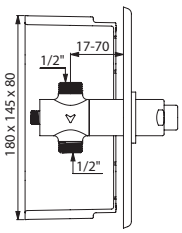

777924 + 777925

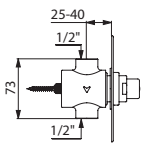

779128

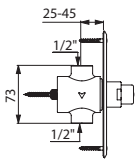

779427

TEMPOSTOP recessed urinal valve	
Time flow ~3 seconds, flow rate 0.15 L/sec.	
With chrome-plated brass wall plate Ø 195mm, M½"	**777924 + 777925**
Time flow ~7 seconds, flow rate 0.25 L/sec.	
With stainless steel wall plate Ø 130mm, F½"	**779128**
With satin stainless steel plate 160 × 160mm, F½"	**779427**
With satin stainless steel plate 160 × 160mm, M½"	**779421**
Option: tamperproof screws *(see page 255)*	

TEMPOSTOP
Cross wall time flow urinal valve



- For standard or siphon action urinals.
- For walls ≤ 200mm.
- **Time flow ~3 seconds.**
- **Flow rate pre-set at 0.15 L/sec.** at 3 bar, can be adjusted.
- Solid brass body M½".
- Control base plate with anti-rotating pin.
- Connecting nut.
- Threaded rod can be cut to size.

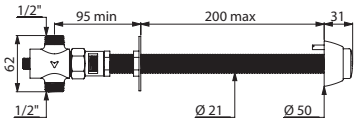

777200

TEMPOSTOP cross wall urinal valve	777200

Alternative cross wall lengths are available on request

- **Water savings**: 60%
- **Vandal-resistant**: chrome-plated solid brass

TEMPOSTOP
Exposed time flow urinal valve M½"



- For standard, siphon action, or stall urinals.
- For wall-mounted, exposed installation.
- **Time flow ~3** or ~7 seconds.
- **Flow rate pre-set at 0.15 L/sec.** at 3 bar, can be adjusted.
- Chrome-plated solid brass body M½".
- Wall plate.

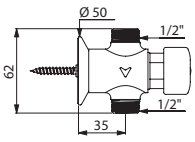

777000

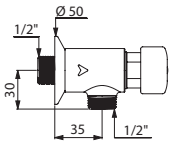

778000

TEMPOSTOP exposed urinal valve M½"	
Time flow ~3 seconds	
Straight for in-line inlets	**777000**
Angled for recessed inlets	**778000**
Time flow ~7 seconds	
Straight for in-line inlets	**777007**
Angled for recessed inlets	**778007**

Options: unions and neck tubes *(see page 170)*

TEMPOSTOP
Exposed time flow urinal valve M¾"



- For siphon action urinals.
- For wall-mounted, exposed installation.
- **Time flow ~7 seconds.**
- **Flow rate pre-set at 0.25 L/sec.** at 3 bar, can be adjusted.
- Chrome-plated solid brass body M¾".
- Straight for in-line inlets.

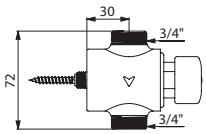

779000

TEMPOSTOP exposed urinal valve M¾"	
	779000

Options: unions and neck tubes *(see page 170)*

Elbow union
With or without stopcock



- Retractable nut.
- Chrome-plated brass.
- L. 30mm.

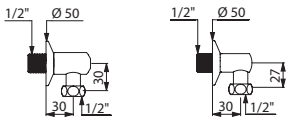

836015 838015

Elbow STOP union with stopcock	
MF½", H. 30mm	**836015**
M½" - F¾", H. 30mm ± 2mm	**836020**
Elbow union without stopcock	
MF½", H. 27mm	**838015**
M½" - F¾", H. 29mm	**838020**

Neck tube
For siphon action urinals



- **F¾" Ø 35mm.**
- IDEAL STANDARD *"Prival 3803".*
- NOVOBOCH *"Mistal or Vasco".*
- ROCA *"Mural".*
- SELLES *"8620 or Mistal".*
- VILLEROY & BOCH *"Targa 7502/7504 or Esta 7508".*

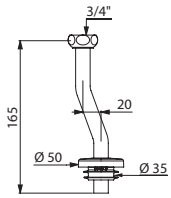

759000

Neck tube F¾" Ø 35mm	**759000**

Neck tube
For standard or siphon action urinals



- **F½" Ø 35mm.**
- ALLIA *"Satolas 43650/43651 or Blagnac 3560".*
- DURAVIT *"Ben 848.7, Pago 839.6, Jim or Neiße".*
- IDEAL STANDARD *"Pindard".*
- LAUFEN *"Como".*
- NOVOBOCH *"Oural 600".*
- PORCHER *"Axif".*
- SELLES *"Euroline".*
- SPHINX *"Eurobase".*
- VILLEROY & BOCH *"Java, Toboga, Troja, Magnum, Targa, Esta".*

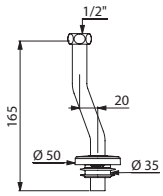

752000

Neck tube F½" Ø 35mm	**752000**

Neck tube
For DELABIE urinals



- **F½".**
- DELABIE *"FINO", "DELTA" or "DELTACÉRAM".*

For matching urinals see DELABIE "Stainless Steel Sanitary Ware" catalogue (Doc 750UK).

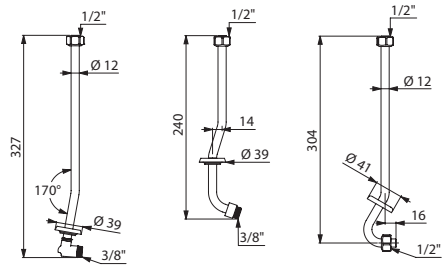

757135 757162 757118

Neck tube F½", for DELABIE urinals	
"FINO"	**757135**
"DELTA"	**757162**
"DELTACÉRAM"	**757118**

Neck tube
For ALLIA / SELLES urinals



- **F½"** with water nozzle.
- ALLIA *"Aubagne, Amigo 3645".*
- SELLES *"8418".*

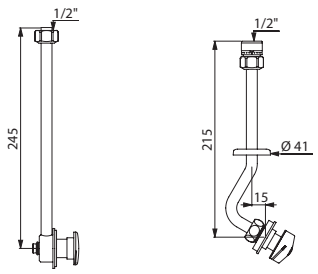

751000 758645

Neck tube F½", for ALLIA / SELLES urinals	
ALLIA "Aubagne", SELLES "8418"	**751000**
"Amigo 3645"	**758645**

Neck tube
For I.S. / PORCHER urinals



- IDEAL STANDARD *"Applique 3873".*
- PORCHER *"Applique 2642/2651, HygieniQ".*

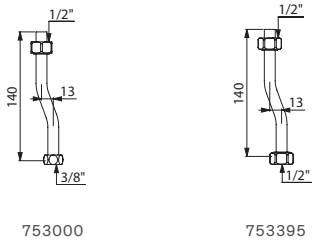

753000 753395

Neck tube F½", for I.S. / PORCHER urinals	
IDEAL STANDARD F½" F⅜" *"Applique 3873"*	**753000**
PORCHER F½" - F⅜" *"Applique 2641/2651"*	
PORCHER F½", *"HygieniQ"*	**753395**

Neck tube
For JACOB DELAFON urinals



- JACOB DELAFON *"Coquille 2-1519", "Patio".*

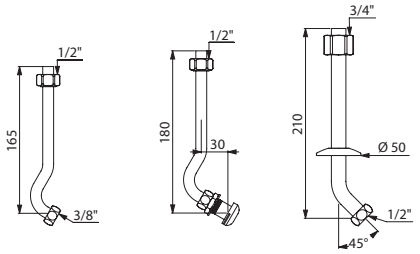

754000 754524 759090

Neck tube for JACOB DELAFON urinals	
"Coquille 2-1519" F½" without water nozzle	**754000**
"Coquille 2-1519" F½" with water nozzle	**754524**
"Patio" F¾"	**759090**

Neck tube
For ROCA urinals



- **F½".**
- ROCA *"Urito".*

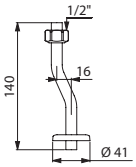

757000

Neck tube F½", for ROCA urinals	757000

Neck tube
For VILLEROY & BOCH urinals



- **F½".**
- *VILLEROY & BOCH "Losange 7530".*
- With water nozzle.

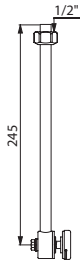

751753

Neck tube F½", for VILLEROY & BOCH urinals	751753

Recessed inlet
For standard or siphon action urinals



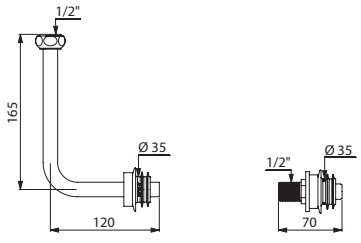

758135 758035

Recessed inlet	
Recessed neck tube, F½" Ø 35mm	**758135**
Recessed union, M½" Ø 35mm	**758035**

Neck tube for stalls



- **F½".**
- Water nozzle.

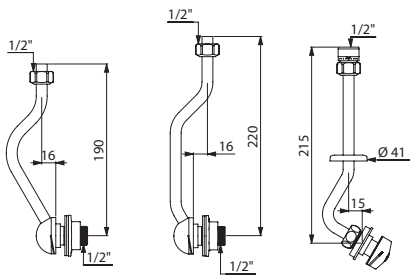

756000 756230 758645

Neck tube for stalls	
SELLES *"452"*, ALLIA *"Montceau 007350"*	**756000**
J.D. *"Murale 2 - N498"*, *"Boissière 2 - N478"*	**756230**
ALLIA *"Montceau 007390"*, SELLES *"0467"*	**758645**

Water nozzle for stalls



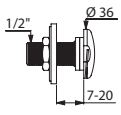

758921

Water nozzle for stalls	
M⅜"	**758021**
M½"	**758921**

Corner wedge



- For TEMPOSTOP (ref. 777000 and 777007) or TEMPOSOFT 2 (ref. 778800 and 778807) on corner-mounted urinals.

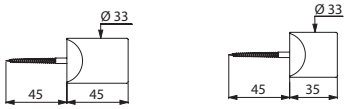

770045 770035

Corner wedge	
ALLIA *"Aubagne 3640", "Satolas 43610"*	**770045**
VILLEROY & BOCH *"Troja 7540"*	
IDEAL STANDARD *"Applique 3874"*	**770035**
JACOB DELAFON *"Coquille 2, 1516"*	
LAUFEN *"Como"*	
PORCHER *"Applique 2651"*	

SIPHURINOIR
Chrome-plated ABS



- Urinal vertical trap Ø 50mm with lip seal.
- Outlet Ø 32mm with nut.
- Water level 50mm.
- Chrome-plated ABS.

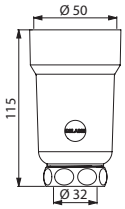

771000

SIPHURINOIR chrome-plated ABS	771000

SIPHURINOIR
Chrome-plated brass



- Urinal vertical trap Ø 50mm with compression seal.
- Outlet Ø 32mm with nut.
- Water level 50mm.
- Chrome-plated brass.

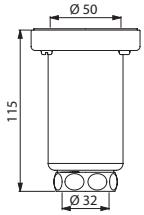

310000

SIPHURINOIR chrome-plated brass	310000

Trap with vertical outlet



- Inlet F1¼".
- Vertical outlet Ø 32mm with nut.
- Cleaning plug.
- Chrome-plated brass.

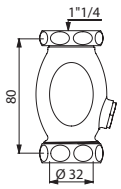

780000

Trap with vertical outlet	780000

Bottle trap with horizontal outlet



- Inlet F1¼".
- Horizontal outlet Ø 32mm with nut.
- Water level 50mm.
- Chrome-plated brass.

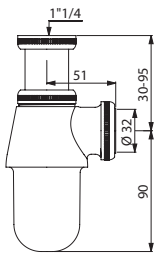

517000

Bottle trap with horizontal outlet	517000

Urinal outlet



- Inlet Ø 50mm with compression seal.
- Outlet M1¼".
- Chrome-plated brass.

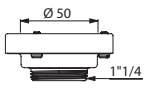

776000

Urinal outlet	776000

Urinal outlet to seal



- To seal.
- Inlet Ø 54mm.
- Outlet M1¼".
- Chrome-plated brass.

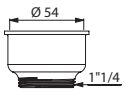

775000

Urinal outlet	775000	

Urinal waste



- Stainless steel grid Ø 63mm to cover a hole of Ø 54mm maximum.
- Outlet M1¼".
- Central screw.

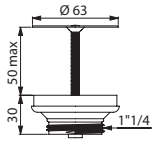

580000

Urinal waste	580000	

Stall waste



- With integrated trap.
- With stainless steel inlet filter and polypropylene body.
- Outlet Ø 40mm with nut.

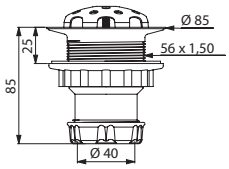

785000

Stall waste	785000	

Floor trap 150 × 150mm
For tiled or concrete floors



- Flow rate 36 lpm (meets standards).
- Water level 50mm.
- Bright polished stainless steel plate and grid 150 × 150mm.
- Horizontal or vertical outlet Ø 40mm integrated into the height of the floor trap.
- Height adjusts up to 70mm with extension.

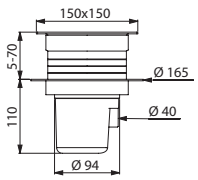

683001

Floor trap 150 × 150mm	683001

Floor trap 100 × 100mm
For tiled or concrete floors



- Flow rate 36 lpm (meets standards).
- Water level 50mm.
- Bright polished stainless steel grid 100 × 100mm.
- Horizontal or vertical outlet Ø 40mm integrated into the height of the floor trap.
- Height adjusts up to 80mm with extension.

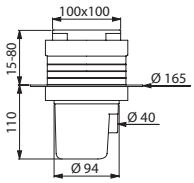

682001

Floor trap 100 × 100mm	682001

Floor trap Ø 114mm
For soft or vinyl floors



- Flow rate 36 lpm (meets standards).
- Water level 50mm.
- Bright polished stainless steel grid Ø 114mm.
- Horizontal or vertical outlet Ø 40mm integrated into the height of the floor trap.
- Height adjusts up to 85mm with extension.

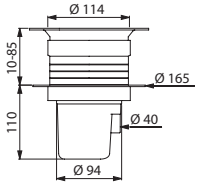

683002

Floor trap Ø 114mm	683002

Having selected a urinal brand and model, choose the associated water control equipment in the table below

Necessary equipment	Recommendations for time flow controls		Recommendations for electronic controls			
			battery-operated		mains	

ALLIA - SELLES

ALLIA - SELLES - *Amigo 03645* - in-line inlet

In-line valve	777000 or 777800		479406	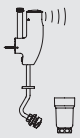	477000	
Neck tube	758645		758645		758645	
Trap	771000		771000		771000	
Transformer	-		-		406000	

ALLIA - SELLES - *Amigo 03645* - angled inlet

Angled valve	778000 or 778800		479408	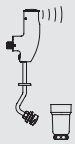		
Neck tube	758645		758645			
Trap	771000		771000			

ALLIA - SELLES - *Agora 83621* - recessed inlet

Recessed valve	779128					

ALLIA - SELLES - *Aubagne 2 03639* - in-line inlet

Complete kit	**777101**					
In-line valve	777000 or 777800		479406	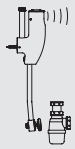	477000	
Neck tube	751000		751000		751000	
Trap	517000		517000		517000	
Transformer	-		-		406000	

ALLIA - SELLES - *Aubagne 2 03639* - angled inlet

Angled valve	778000 or 778800		479408	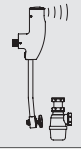		
Neck tube	751000		751000			
Trap	517000		517000			

ALLIA - SELLES - *Aubagne 2 03639 corner* - in-line inlet

Complete kit	**777101**					
+ corner wedge	770045					

ALLIA - SELLES - *Blagnac 03560, Blagnac 2 03580* - in-line inlet

Complete kit	**777015**					
In-line valve	777000 or 777800		479406		477000	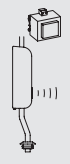
Neck tube	752000		752000		752000	
Transformer	-		-		406000	

Necessary equipment	Recommendations for time flow controls		Recommendations for electronic controls			
			battery-operated		mains	

ALLIA - SELLES - *Blagnac 03560, Blagnac 2 03580* - angled inlet

Angled valve	778000 or 778800		479408			
Neck tube	752000		752000			

ALLIA - SELLES - *Blagnac 003570, Blagnac 2 03590* - recessed inlet

Recessed valve	778BOX + 778700	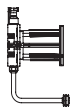	430PBOX + 430016	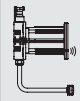	430SBOX + 430010	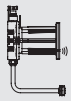
Neck tube	752430		752430		752430	

ALLIA - SELLES - *Montceau 07350* - in-line inlet

In-line valve	777000 or 777800		479406	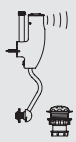	477000	
Neck tube	756000		756000		756000	
Waste	785000		785000		785000	
Transformer	-		-		406000	

ALLIA - SELLES - *Montceau 07350* - angled inlet

Angled valve	778000 or 778800		479408	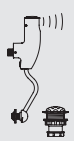		
Neck tube	756000		756000			
Waste	785000		785000			

ALLIA - SELLES - *Montceau 07350* - recessed inlet

Recessed valve	779427					
Water nozzle	758021					
Waste	785000					

ALLIA - SELLES - *Montceau murale 07390* - in-line inlet

In-line valve	777000 or 777800		479406	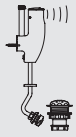	477000	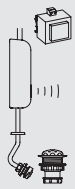
Neck tube	758645		758645		758645	
Waste	785000		785000		785000	
Transformer	-		-		406000	

ALLIA - SELLES - *Montceau murale 07390* - angled inlet

Angled valve	778000 or 778800		479408			
Neck tube	758645		758645			
Waste	785000		785000			

Having selected a urinal brand and model, choose the associated water control equipment in the table below

Necessary equipment	Recommendations for time flow controls		Recommendations for electronic controls			
			battery-operated		mains	
ALLIA - SELLES - *Nogent 2 03629* - in-line inlet						
In-line valve	777000 or 777800		479406		477000	
Neck tube	750000		750000		750000	
Trap	517000		517000		517000	
Transformer	-		-		406000	
ALLIA - SELLES - *Nogent 2 03629* - angled inlet						
Angled valve	778000 or 778800		479408	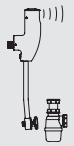		
Neck tube	750000		750000			
Trap	517000		517000			
ALLIA - SELLES - *Nogent 2 03629 corner* - in-line inlet						
In-line valve	777000 or 777800					
Neck tube	750000					
Trap	517000					
Corner wedge	770045					
ALLIA - SELLES - *Satolas 03610 corner* - in-line inlet						
Complete kit	**777015**					
+ corner wedge	770045					
ALLIA - SELLES - *Satolas 03620* - recessed inlet						
Recessed valve	779128					
ALLIA - SELLES - *Satolas 03650* - in-line inlet						
Complete kit	**777015**		479406		477000	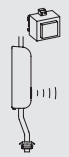
In-line valve	777000 or 777800					
Neck tube	752000		752000		752000	
Transformer	-		-		406000	
ALLIA - SELLES - *Satolas 03650* - angled inlet						
Angled valve	777000 or 777800		479408			
Neck tube	752000		752000			
ALLIA - SELLES - *Satolas 03660* - recessed inlet						
Recessed valve	778BOX + 778700		430PBOX + 430016		430SBOX + 430010	
Neck tube	752430		752430		752430	

Necessary equipment	Recommendations for time flow controls		Recommendations for electronic controls			
			battery-operated		mains	
DELABIE						
DELABIE - *DELTA 134770* - recessed inlet						
Recessed valve	778BOX + 778700	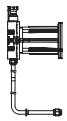	430PBOX + 430006	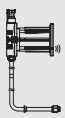	430SBOX + 430000	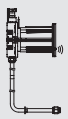
Neck tube	757430		757430		757430	
DELABIE - *DELTA 134170* - in-line inlet						
In-line valve	777000 or 777800		479406		477000	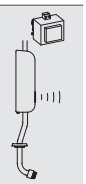
Neck tube	757162		757162		757162	
Transformer	-		-		406000	
DELABIE - *DELTA 134170* - angled inlet						
Angled valve	778000 or 778800		479408	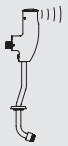		
Neck tube	757162		757162			
DELABIE - *DELTACÉRAM* 134718 - recessed inlet						
Recessed valve	778BOX + 778700	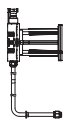	430PBOX + 430006	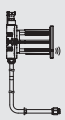	430SBOX + 430000	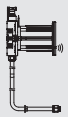
Neck tube	757430		757430		757430	
DELABIE - *DELTACÉRAM* 134118 - in-line inlet						
In-line valve	777000 or 777800		479406	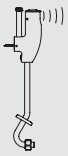	477000	
Neck tube	757118		757118		757118	
Transformer	-		-		406000	
DELABIE - *DELTACÉRAM* 134118 - angled inlet						
Angled valve	778000 or 778800		479408			
Neck tube	757118		757118			
DELABIE - *FINO 135710* - recessed inlet						
Recessed valve	778BOX + 778700	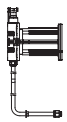	430PBOX + 430006		430SBOX + 430000	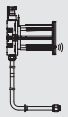
Neck tube	757430		757430		757430	
DELABIE - *FINO 135110* - in-line inlet						
In-line valve	777000 or 777800		479406		477000	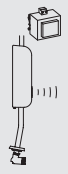
Neck tube	757135		757135		757135	
Transformer	-		-		406000	

Having selected a urinal brand and model, choose the associated water control equipment in the table below

Necessary equipment	Recommendations for time flow controls		Recommendations for electronic controls			
			battery-operated		mains	

DELABIE - *FINO 135110* - angled inlet

Angled valve	778000 or 778800		479408			
Neck tube	757135		757135			

DURAVIT

DURAVIT - *Architec 82037, Ben 84737, Bill 85135, Duraplus 83036, Fizz 82336, Starck 82135, 82725, 83432, Vero 280032, Thun 280430* - recessed inlet

Recessed valve	778BOX + 778700		430PBOX + 430016		430SBOX + 430010	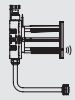
Neck tube	752430		752430		752430	

DURAVIT - *Architec 81737 & 81937, Ben 84837, Jim 85035, Starck 82235, 82625, D-Code 82830, Thun 280530* - in-line inlet

Complete kit	**777015**					
In-line valve	777000 or 777800		479406	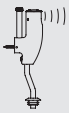	477000	
Neck tube	752000		752000		752000	
Transformer	-		-		406000	

DURAVIT - *Architec 81737 & 81937, Ben 84837, Jim 85035, Starck 82235, 82625, D-Code 82830, Thun 280530* - angled inlet

Angled valve	778000 or 778800		479408			
Neck tube	752000		752000			

JACOB DELAFON

JACOB DELAFON - *Stalle Murale 2 EN498* - in-line inlet

In-line valve	777000 or 777800		479406	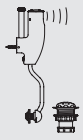	477000	
Neck tube	756230		756230		756230	
Waste	785000		758000		785000	
Transformer	-		-		406000	

JACOB DELAFON - *Coquille 2 E1519* - in-line inlet

Complete kit	**777517**					
In-line valve	777000 or 777800		479406		477000	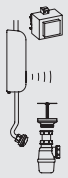
Neck tube	754524		754524		754524	
Waste	580000		580000		580000	
Trap	517000		517000		517000	
Transformer	-		-		406000	

Necessary equipment	Recommendations for time flow controls		Recommendations for electronic controls			
			battery-operated		mains	

JACOB DELAFON - *Coquille 2 E1519* - angled inlet

Angled valve	778000 or 778800		479408			
Neck tube	754524		754524			
Waste	580000		580000			
Trap	517000		517000			

JACOB DELAFON - *Odéon E1147* - recessed inlet

Recessed valve	778BOX + 778700	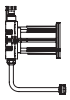	430PBOX + 430016	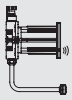	430SBOX + 430010	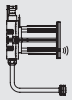
Neck tube	752430		752430		752430	

JACOB DELAFON - *Patio E1545 and E1546* - in-line inlet

In-line valve	779000		479406		477000	
Neck tube	759090		759090		759090	
Transformer	-		-		406000	

JACOB DELAFON - *Patio E1548* - recessed inlet

Recessed valve	778BOX + 778700	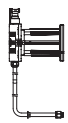	430PBOX + 430016	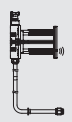	430SBOX + 430010	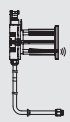
Neck tube	757430		757430		757430	

LAUFEN

LAUFEN - *Caprino 842061* - recessed inlet

Recessed valve	778BOX + 778700	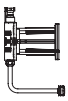	430PBOX + 430016	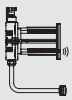	430SBOX + 430010	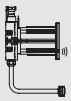
Neck tube	752430		752430		752430	

LAUFEN - *Caprino 842062* - in-line inlet

Complete kit	**777015**					
In-line valve	777000 or 777800		479406		477000	
Neck tube	752000		752000		752000	
Transformer	-		-		406000	

LAUFEN - *Caprino 842062* - angled inlet

Angled valve	778000 or 778800		479408			
Neck tube	752000		752000			

Having selected a urinal brand and model, choose the associated water control equipment in the table below

Necessary equipment	Recommendations for time flow controls		Recommendations for electronic controls			
			battery-operated		mains	
PORCHER - IDEAL STANDARD						
PORCHER - IS - *Applique P2641* - in-line inlet						
In-line valve	777000 or 777800		479406	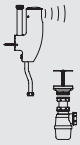	477000	
Neck tube	753000		753000		753000	
Waste	580000		580000		580000	
Trap	517000		517000		517000	
Transformer	-		-		406000	
PORCHER - IS - *Applique P2641* - angled inlet						
Angled valve	778000 or 778800		479408			
Neck tube	753000		753000			
Waste	580000		580000			
Trap	517000		517000			
PORCHER - IS - *Applique P2651 corner* - in-line inlet						
In-line valve	777000 or 777800	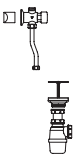				
Wedge	770035					
Neck tube	753000					
Waste	580000					
Trap	517000					
PORCHER - IS - *Axif P2681* - in-line inlet						
Complete kit	**777015**		479406	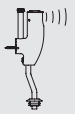	477000	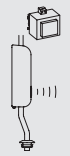
In-line valve	777000 or 777800					
Neck tube	752000		752000		752000	
Transformer	-		-		406000	
PORCHER - IS - *Axif P2681* - angled inlet						
Angled valve	778000 or 778800		479408			
Neck tube	752000		752000			
PORCHER - IS - *Axif P2682, Connect E 8166* - recessed inlet						
Recessed valve	778BOX + 778700	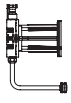	430PBOX + 430016	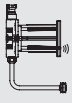	430SBOX + 430010	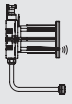
Neck tube	752430		752430		752430	
PORCHER - IS - *Conque P9870* - in-line inlet						
In-line valve	777000 or 777800		479406		477000	
Trap	517000		517000		517000	
Transformer	-		-		406000	

Necessary equipment	Recommendations for time flow controls		Recommendations for electronic controls			
			battery-operated		mains	
PORCHER - IS - *Conque P9870* - angled inlet						
Angled valve	778000 or 778800		479408			
Trap	517000		517000			
PORCHER - IS - *Stalle STELLA 3 J5137* - in-line inlet						
In-line valve	777000 or 777800		479406	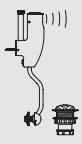	477000	
Neck tube	756230		756230		756230	
Waste	785000		785000		785000	
Transformer	-		-		406000	
PORCHER - IS - *Stalle STELLA 3 J5137* - angled inlet						
Angled valve	778000 or 778800		479408			
Neck tube	756230		756230			
Waste	785000		785000			
ROCA						
ROCA - *Mini 353145000* - in-line inlet						
In-line valve	777000 or 777800	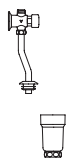	479406	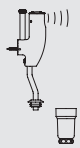	477000	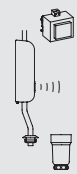
Neck tube	752000		752000		752000	
Trap	771000		771000		771000	
Transformer	-		-		406000	
ROCA - *Mini 353145000* - angled inlet						
Angled valve	778000 or 778800	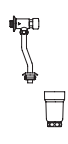	479408	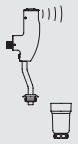		
Neck tube	752000		752000			
Trap	771000		771000			
ROCA - *Mural 353330001* - in-line inlet						
In-line valve	779000		479406	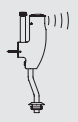	477000	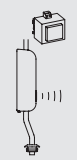
Neck tube	759000		752000		752000	
Transformer	-		-		406000	
ROCA - *Hall A353623000, Site A359605000, Spun A353147000 & A353148000* - recessed inlet						
Recessed valve	778BOX + 778700	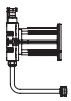	430PBOX + 430016	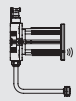	430SBOX + 430010	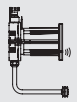
Neck tube	752430		752430		752430	

Having selected a urinal brand and model, choose the associated water control equipment in the table below

Necessary equipment	Recommendations for time flow controls		Recommendations for electronic controls			
			battery-operated		mains	

ROCA - *Site A359607000, Spun A353149000* - in-line inlet

Complete kit	**777015**					
In-line valve	777000 or 777800		479406		477000	
Neck tube	752000		752000		752000	
Transformer	-		-		406000	

ROCA - *Spun A353149000* - angled inlet

Angled valve	778000 or 778800		479408	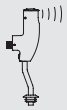		
Neck tube	752000		752000			

SPHINX

SPHINX - *Eurobase 75, Europa 85* - in-line inlet

Complete kit	**777015**					
In-line valve	777000 or 777800		479406		477000	
Neck tube	752000		752000		752000	
Transformer	-		-		406000	

SPHINX - *Eurobase 75, Europa 85* - angled inlet

Angled valve	778000 or 778800		479408			
Neck tube	752000		752000			

SPHINX - *Eurobase 70, Europa 80, Antibes* - recessed inlet

Recessed valve	778BOX + 778700	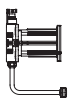	430PBOX + 430016	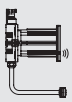	430SBOX + 430010	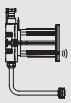
Neck tube	752430		752430		752430	

SPHINX - *Europa 55* - in-line inlet

In-line valve	779000	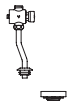	479406	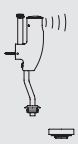	477000	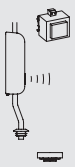
Neck tube	759000		752000		752000	
Outlet	776000		776000		776000	
Transformer	-		-		406000	

VILLEROY & BOCH

VILLEROY & BOCH - *O.Novo & Targa Pro 7502, Targa Architectura 5573, Targa Classic 7526* - in-line inlet

In-line valve	779000		479406	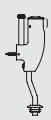	477000	
Neck tube	759000		752000		752000	
Transformer	-		-		406000	

Necessary equipment	Recommendations for time flow controls		Recommendations for electronic controls			
			battery-operated		mains	

VILLEROY & BOCH - *Architecture 5586 Targa Pro, Classic & Compact 7503, 7507, 7527, 7557 00, O.Novo & Subway 7513, 7519* - recessed inlet

Recessed valve	778BOX + 778700	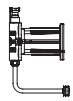	430PBOX + 430016	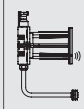	430SBOX + 430010	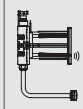
Neck tube	752430		752430		752430	

VILLEROY & BOCH - *O.Novo & Targa Pro 7504* - in-line inlet

In-line valve	779000		479406	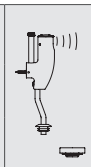	477000	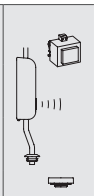
Neck tube	759000		752000		752000	
Outlet	776000		776000		776000	
Transformer	-		-		406000	

VILLEROY & BOCH - *O.Novo & Targa Pro 7508* - in-line inlet

Complete kit	**777015**					
In-line valve	777000 or 777800		479406	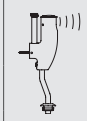	477000	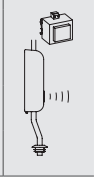
Neck tube	752000		752000		752000	
Transformer	-		-		406000	

VILLEROY & BOCH - *O.Novo & Targa Pro 7508* - angled inlet

Angled valve	778000 or 778800		479408	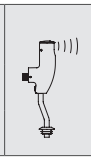		
Neck tube	752000		752000			

VILLEROY & BOCH - *Losange Targa Pro 7530* - in-line inlet

In-line valve	777000 or 777800					
Neck tube	751753					
Waste	580000					
Trap	517000					

VILLEROY & BOCH - *Losange Targa Pro 7530* - angled inlet

Angled valve	778000 or 778800					
Neck tube	751753					
Waste	580000					
Trap	517000					

VITRA

VITRA - *Arkitekt 6202, S50, 5330-1069* - in-line inlet

Complete kit	**777015**					
In-line valve	777000 or 777800		479406	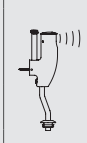	477000	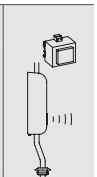
Neck tube	752000		752000		752000	
Transformer	-		-		406000	

Having selected a urinal brand and model, choose the associated water control equipment in the table below

Necessary equipment	Recommendations for time flow controls		Recommendations for electronic controls			
			battery-operated		mains	
VITRA - *Arkitekt 6202, S50, 5330-1069* - angled inlet						
Angled valve	778000 or 778800		479408			
Neck tube	752000		752000			
VITRA - *Arkitekt 6563, S20, 5462-1069* - in-line inlet						
In-line valve	779000		479406	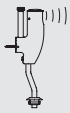	477000	
Neck tube	759000		752000		752000	
Transformer	-		-		406000	
VITRA - *Arkitekt 6201, S20, 5462-0309* - recessed inlet						
Recessed valve	778BOX + 778700	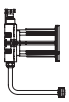	430PBOX + 430016		430SBOX + 430010	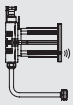
Neck tube	752430		752430		752430	
VITRA - *Matrix 5128, Retro 5218* - recessed inlet						
Recessed valve	779128					
Inlet	758035					




DELABIE

WCs

ELECTRONIC CONTROLS
186



TIME FLOW CONTROLS
192



FLUSH TUBES
202





Dual flush


Vandal-resistant


Soft technology:
soft-touch operation

DIRECT FLUSH VALVES: SPECIFICALLY DESIGNED FOR INTENSIVE USE IN COMMERCIAL PLACES

The direct flush valve is specifically designed to meet the needs of highly frequented public washrooms.

Efficient direct flush
The flush valve is connected directly to the water supply. Employing the pressure from the system, the flush is more effective. There is no delay while the cistern refills. Direct flush is always available, even for successive flushes, solving the problems of intensive use (school break time, half-time in a sports stadium, break time in a factory, the interval during a concert, etc.).

Hygiene
Since the flush is connected to the system, there is no water stagnation, scale build-up or impurity deposits, factors that encourage the development of bacteria. The effective direct flush ensures the pan remains clean. With electronic sensor controls (TEMPOMATIC), no manual contact is required.

Water savings and environmental labels
Reinforced mechanisms reduce the risk of leaks. The TEMPOFLUX 2 and TEMPOFLUX 3 ranges with 3L/6L dual flush optimise water consumption. The flush volume can be adjusted to 2L/4L for ECO pans, achieving the highest performance standards for international labels.
For more information see page 8.
Direct flush reduces the risk of leaks, unlike cisterns where the frequent dripping is difficult to detect and therefore increases the water bill.

Minimal servicing and simple to maintain
The self-cleaning mechanism is made from scale-resistant materials. The cartridge can be isolated via the stopcock and can be easily changed without having to remove the flush valve.

Vandal-resistant
The mechanisms and controls are shock-resistant and have no fragile plastic parts. The fixings are concealed. The cross wall, dual flush direct flush valve (TEMPOFLUX 2 TC) is exclusive to DELABIE. It is installed in a service duct, the ultimate solution against vandalism.

Reliability and superior endurance
DELABIE's flush valve mechanisms are hard-wearing. The hydraulic timing system with calibrated groove is self-cleaning, which extends its lifespan to over 500,000 operations.
There is no metal-metal or metal-plastic friction, ensuring reliable and durable timing.
DELABIE's flush valves perform to the highest standards. Each model is subjected to endurance tests under extreme conditions in endurance laboratories.

Comfort
The low acoustic level of the TEMPOFLUX 2 and TEMPOFLUX 3 complies with European standard EN 12541 class II.
These ranges feature soft-touch operation which allows all types of users to activate the flush easily. The TEMPOMATIC electronic versions avoid any manual contact and require no effort to operate (children, the elderly or people with reduced mobility).

Supply pipe diameters
The supply pipe diameters for direct flush are similar to cistern systems.
Please see our recommendations *(page 184).*

PROJECTS FEATURING DELABIE'S DIRECT FLUSH


Cockcroft Building, Brighton University (UK)


Stadium, Toulouse (FR)



Honda, Swindon (UK)


Queen Elizabeth Hospital, Glasgow (UK)


Winchester College (UK)


Charles de Gaulle airport, Paris (FR)



TEMPOFIX 3 frame system with TEMPOFLUX 2 time flow direct flush valve **578305 + 578222**
S21 S wall-hung WC **110310 -** Toilet seat **101819 -** Toilet brush set **4051P**



CALCULATION RECOMMENDATIONS

Simultaneous use

We recommend the following calculations to determine the number of direct flush valves.
The flush timing is actually very short (7 seconds) and there is no refill time. As a result, the pipework diameter calculations for direct flush are different to those for cistern flush valves.
We recommend the following method:

Number of valves installed	Number of valves used simultaneously
3 valves	1 valve
4 - 12 valves	2 valves
13 - 24 valves	3 valves
25 - 50 valves	4 valves
> 50 valves	5 valves

Calculation method

The French regulation bases the calculations on a flow rate of 1.5 L/sec. for direct flush valves.
However, for non-domestic applications, it is highly recommended to refer to the manufacturers' guidelines.

TEMPOFLUX models work perfectly well at 1 L/sec.

Example showing the calculations for a block of 20 WCs fitted with direct flush valves: we anticipate that a maximum of 3 out of 20 will be activated simultaneously.

1 L/sec. x 3 flush valves = 3 L/sec.
The branch supply pipe diameter for the 20 WCs would be 2".

For more information see page 248.



Operates at 1 L/sec.



Pipework diameter

ADVANTAGES OF DIRECT FLUSH

FLUSH IMMEDIATELY AVAILABLE:
successive flushes are possible

VANDAL-RESISTANT:
shock-resistant mechanisms, concealed fixings

WATER SAVINGS:
3L/6L dual flush, can be adjusted to 2L/4L

EASY AND INFREQUENT MAINTENANCE:
standardised cartridge can be changed without removing the valve, withstands up to 500,000 operations

MINIMAL SERVICING:
scale-resistant mechanisms

POWERFUL FLUSH:
uses the pressure of the system

HYGIENE:
no water stagnation, scale build-up or impurity deposits



THE CISTERN: DESIGNED FOR DOMESTIC USE

The cistern, designed for domestic use, is not suitable for public and commercial buildings.

Fragile design
Made from plastic, the cistern and mechanisms are fragile. They are a source of leaks which are not always noticed immediately because they are inaudible and not easy to see. Cisterns are a primary source of wasted water in a system.
For example, a small leak can cause losses of 220m^3 or a total of 748€/year (cost of cold water m^3: 3.40€, source: *centre d'information de l'eau, France).*

Difficult to service
Cistern maintenance in public and commercial buildings is not easy: removal and access to the mechanism is difficult and increasingly regular interventions are required.

Lack of hygiene
Cistern systems provide niches where bacteria can develop: stored water in the cistern stagnates and can rapidly lead to the development of bacteria which then spread through the rest of the system.



Cisterns designed for domestic use

DISADVANTAGES OF CISTERNS FOR PUBLIC AND COMMERCIAL USE

TIME TAKEN TO REFILL THE TANK:
immediate, successive flushes are not possible

FRAGILE:
plastic mechanism and cistern

RISK OF LEAKS FROM THE CISTERN INTO THE PAN



DIFFICULT TO SERVICE:
complicated access to mechanism, bottom of cistern inaccessible

LACK OF HYGIENE:
stagnant water, scale deposits and ambient water temperatures lead to bacterial development

LIMITED FLUSH POWER:
static pressure

TEMPOMATIC DUAL CONTROL RECESSED: 100% WATERPROOF RECESSING HOUSING, MODULAR AND ADAPTABLE

One product for all types of installation
(adjustable fins)



Plasterboard rails



Solid walls



Panels



Secure system flush

Hygiene

The TEMPOMATIC dual control flush can be activated voluntarily via the push-button, or failing that, automatically when the user leaves. This dual control guarantees permanent hygiene for the WC pan, even if the user forgets or neglects to flush the WC. The duty flush prevents bacterial proliferation and ensures that the pipework is flushed every 24 hours when not in use.

Water savings

DELABIE has developed an "intelligent" rinse function in the automatic mode. The system can distinguish between the need for a short rinse or a longer flush (3L/6L can be adjusted to 2L/4L).

Quick and easy to install

There are multiple installation options for the housing: fixing via the sides onto plasterboard rails, from the front on to a solid wall, or from the rear onto a panel. The cut-to-size housing is the only product available that can adjust to thick walls as well as thin partition walls. It can be installed on walls up to 120mm: bricks or concrete blocks for public and commercial installations subject to high levels of vandalism.
The TEMPOMATIC dual control connects from the outside of the housing to a standard installation or a "pipe-in-pipe" connection.
During commissioning, the electronic unit is replaced by a temporary cap to facilitate and secure the system flush, without risking any damage to this sensitive element.

Resistant to intensive use and vandalism

The wall plate, made from satin finish stainless steel will withstand extreme levels of demand. The fixings are concealed. Streamlined designs discourage attempts at vandalism. To prevent abuse or waste in the voluntary mode, TEMPOMATIC dual control is fitted with an AB anti-blocking system. This security feature prevents the valve from being blocked in the open position. The flush takes place only when the push-button is released.

Waterproof recessing

Standard housings on the market are designed to be cut to size flush to the wall, which increases the risk of leaks between the wall and collar.
DELABIE has developed a housing that can be cut to size in front of the collar, which ensures a perfect seal. The waterproof seal is integrated into the collar.
The installer does not need to apply anything else (silicone, jointing compound, PTFE, etc.).
The housing has notches to clip the collar onto and fix it in place easily (patented system).

Minimal servicing and simple to maintain

The electronic unit, activation unit and stopcock are all accessible from the front. Simply remove the wall plate to gain access.

A red LED will flash for 15 days to indicate that the battery life is low. Since the batteries are housed inside the wall plate, they can be changed without shutting off the water supply or removing the flush valve.
Unlike other standard products on the market, TEMPOMATIC dual control's backflow prevention device is located inside the housing. In case of backflow, the water will evacuate in front of the wall via the housing, and not behind (or into) the wall.
The flush valve is suitable for grey water and sea water.
The flush valve can be disconnected and removed from the inside, without removing the housing, for in-depth maintenance or protecting from frost.

Design

The TEMPOMATIC dual control wall plate has a timeless design, available in satin finish stainless steel with a chrome-plated metal push-button.
Thanks to its sleek lines, it fits perfectly in any type of public and commercial building. Its smooth surface limits the build-up of dirt and facilitates cleaning.
This new concept combines design and functionality: the electronics are integrated directly in the wall plate.

ADJUSTABLE, WATERPROOF HOUSING



WATERPROOF HYDRAULIC CONNECTION
Standard pipe or "pipe-in-pipe"

FINS CAN BE ADJUSTED ACCORDING TO INSTALLATION TYPE
Easy to install

NOTCHES TO CLIP AND FIX COLLAR ONTO (patented)
Easy to install

VALVE CAN BE CONNECTED FROM THE OUTSIDE
Easy to install

VALVE CAN BE DISCONNECTED FROM THE INSIDE
Simple to maintain

STOPCOCK CAN BE ACCESSED FROM THE FRONT
Simple to maintain

ELECTRONIC UNIT CAN BE ACCESSED FROM THE FRONT
Simple to maintain





BACKFLOW PREVENTION DEVICE
Inside the housing

COLLAR WITH INTEGRATED SEAL
Completely waterproof



ANTI-BLOCKING ACTIVATION UNIT CAN BE ACCESSED FROM THE FRONT
Simple to maintain

HOUSING CAN BE CUT TO SIZE
Adjusts to fit wall finishes up to 120mm

STAINLESS STEEL WALL PLATE WITH INTEGRATED ELECTRONICS
Battery-operated model: batteries can be replaced without shutting off the water or removing the valve

INTELLIGENT AUTOMATIC ACTIVATION
Guaranteed hygiene and water savings

PUSH-BUTTON
Voluntary activation

Displayed model: TEMPOMATIC dual control recessed (ref. 464PBOX + 464006)



TEMPOMATIC DUAL CONTROL electronic direct flush valve **464PBOX + 464006 -** Toilet brush set **4051P**

- **Hygiene**: automatic flush, no water stagnation (reduces bacterial development)
- **Comfort**: voluntary activation (push-button) or automatic flush
- **Efficiency and water savings**: direct flush reduces the risk of leaks, powerful flush is available instantly
- **Easy to install**: modular and adjustable waterproof housing (for walls and finishes)

TEMPOMATIC dual control

Electronic direct flush valve in a waterproof housing

NEW



AB

- **Battery-operated with 123 6V Lithium batteries** or **230/6V mains supply** (cable and transformer supplied).
- **Satin finish stainless steel wall plate 186 × 186mm** and chrome-plated metal button **with integrated electronics.**
- **Waterproof recessing housing:**
  - Collar with waterproof seal.
  - Hydraulic connection from the outside and maintenance from the front.
  - Adjusts to all types of installation (rails, solid walls, panels).
  - Compatible with wall finishes 10 - 120mm (while maintaining the minimum recessing depth of 93mm).
  - Suitable for standard or "pipe-in-pipe" supply.
  - Stopcock and flow rate adjustment, activation and electronic unit are all integrated and accessible from the front.
  - TEMPOMATIC F¾" flush valve is compatible with sea water and grey water.
  - Backflow prevention device inside the housing.
  - Supplied in 2 kits: secure system flush without sensitive elements.
- Shock-resistant infrared presence detection sensor.
- **Detection delay is 10 seconds.**
- **Voluntary activation** (anti-blocking push-button) or **automatically when the user leaves.**
- Independent push-button: the flush will activate even if the power supply fails.
- **"Intelligent" automatic rinsing** (flush volume adapts according to use).
- **3 programmes** (rinse volume can be set according to type of WC pan).
- **Hygienic duty flush,** every 24 hours (can be adjusted to 12 hours or OFF) after the last use.
- Outlet connection for PVC tube Ø 26/32mm.
- Base flow rate: 1 L/sec.
- Suitable for rimless WC pans.

For version with TEMPOFIX 3 frame system: *see page 216.*

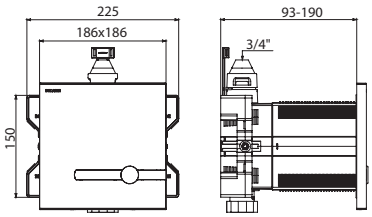

464PBOX + 464006

Provisional availability: 2nd half 2020.
Please contact the sales office to check availability.

TEMPOMATIC dual control WC flush valve in a waterproof housing	
6V battery-operated	**464PBOX + 464006**
230/6V mains supply	**464SBOX + 464000**

We recommend a flush tube *(see page 202)*



TEMPOMATIC electronic direct flush valve **463030 -** S21 S wall-hung WC **110310 -** WC seat **101819**
Jumbo toilet paper dispenser **2912 -** Toilet brush set **4051S**

- **Hygiene**: automatic flush with no manual contact, no water stagnation (reduces bacterial development)
- **Comfort**: voluntary activation or automatic flush
- **Vandal-resistant**: cross wall or recessed installation
- **Efficiency and water savings**: direct flush reduces the risk of leaks, powerful flush is available instantly

TEMPOMATIC
Recessed electronic flush valve



- Mains supply with 1" solenoid valve.
- 230/12V transformer.
- IP65 independent electronic unit.
- **Housing recessed behind a satin finish stainless steel wall plate 320 × 220mm.**
- Shock-resistant infrared presence detection sensor.
- **Voluntary activation** (when hand is moved towards the sensor, detection distance ~10cm) or **automatic flush** when the user leaves.
- **Time flow ~7 seconds,** can be adjusted from 3 - 12 seconds.
- **Detection distance, flow rate and flush volume can be adjusted.**
- Stopcock FF1".
- Vacuum breaker Ø 32mm.
- Connection washer Ø 32/55mm.
- Base flow rate: 1 L/sec.
- Suitable for rimless WC pans.

This model does not have a waterproof recessing housing. The installer must ensure that the recessing area is waterproof and any leaks or condensation can drain away (see installation guide).

For version with TEMPOFIX 3 frame system:
see page 217.

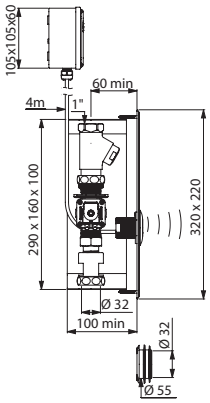

463326

TEMPOMATIC WC recessed flush valve	463326

Option: tamperproof screws *(see page 255)*

TEMPOMATIC
Recessed electronic flush valve



- Mains supply with 1" solenoid valve.
- 230/12V transformer.
- IP65 independent electronic unit.
- **Housing recessed behind a satin finish stainless steel plate 220 × 170mm.**
- Shockproof infrared presence detection sensor.
- **Voluntary activation** (when hand is moved towards the sensor, detection distance ~10cm) or **automatic flush** when the user leaves.
- **Time flow ~7 seconds,** can be adjusted from 3 - 12 seconds.
- **Detection distance, flow rate and flush volume can be adjusted.**
- Suitable for rimless WC pans.
- **Sea water compatible.**

This model does not have a waterproof recessing housing. The installer must ensure that the recessing area is waterproof and any leaks or condensation can drain away (see installation guide).

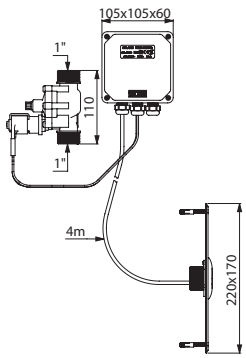

463547

TEMPOMATIC WC recessed flush valve, sea water compatible	463547

Option: tamperproof screws *(see page 255)*

TEMPOMATIC
Cross wall electronic flush valve



- Mains supply with 1" solenoid valve.
- 230/12V transformer.
- IP65 independent electronic unit.
- **For cross wall installation.**
- Shock-resistant infrared presence detection sensor.
- **Voluntary activation** (when hand is moved towards the sensor, detection distance ~10cm) or **automatic flush** when the user leaves.
- **Time flow ~7 seconds,** can be adjusted from 3 - 12 seconds.
- **Detection distance, flow rate and flush volume can be adjusted.**
- Stopcock FF1".
- Vacuum breaker Ø 32mm.
- Connection washer Ø 32/55mm.
- Wall plate flush to the wall.
- Threaded rod can be cut to size.
- Base flow rate: 1 L/sec.
- Suitable for rimless WC pans.
- **Available without stopcock or backflow prevention device, for sea water compatible versions.**

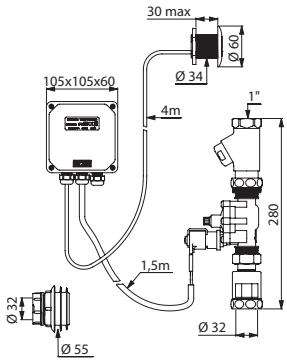

463030

TEMPOMATIC WC cross wall flush valve	
For walls ≤ 30mm	**463030**
For walls ≤ 30mm, sea water compatible	**463030HK**
For walls ≤ 160mm	**463150**
For walls ≤ 160mm, sea water compatible	**463150HK**
For walls ≤ 225mm	**463200**
For walls ≤ 225mm, sea water compatible	**463200HK**

Alternative cross wall lengths are available on request

TEMPOFLUX 3 RECESSED: 100% WATERPROOF RECESSING HOUSING, MODULAR AND ADAPTABLE

One product for all types of installation
(adjustable fins)



Plasterboard rails



Solid walls



Panels

Water savings

TEMPOFLUX 3 with 3L/6L dual flush optimises flushing and water consumption.
The flush volume can be adjusted to 2L/4L to achieve the highest standards for environmental labels.
For more information see page 8.
The AB anti-blocking device controls the flush volume regardless of how long the push-button is pressed for.

Comfort

Thanks to its soft-touch operation, TEMPOFLUX 3 can be used by all users (children, the elderly or people with reduced mobility).
The acoustic level is low and complies with European standard EN 12541 class II.

Quick and easy to install

There are multiple installation options for the housing: fixing via the sides onto plasterboard rails, from the front on to a solid wall, or from the rear onto a panel.
The cut-to-size housing is the only product available that can adjust to thick walls as well as thin partition walls. It can be installed on walls up to 120mm: bricks or concrete blocks for public and commercial installations subject to high levels of vandalism.
TEMPOFLUX 3 connects from the outside of the housing to a standard installation or a "pipe-in-pipe" connection.
During installation the cartridge is replaced by a temporary cap to facilitate and secure the system flush, without risking any damage to this sensitive element.

Resistant to intensive use and vandalism

The flush plate will withstand extreme levels of demand. The fixings are concealed. Streamlined designs discourage attempts at vandalism. To prevent abuse or waste, TEMPOFLUX 3 is fitted with an AB anti-blocking system. This security feature prevents the valve from being blocked in the open position.
The flush takes place only when the push-button is released.

Waterproof recessing

Standard housings on the market are designed to be cut to size flush to the wall, which increases the risk of leaks between the wall and collar.
DELABIE has developed a housing that can be cut to size in front of the collar, which ensures a perfect seal.
The waterproof seal is integrated into the collar.
The installer does not need to apply anything else (silicone, jointing compound, PTFE, etc.).
The housing has notches to clip the collar onto and fix it in place easily (patented system).

Minimal servicing and simple to maintain

The cartridge, activation unit and stopcock are all accessible from the front. Simply remove the wall plate to gain access.
The flush volume can be adjusted (3L/6L or 2L/4L) directly on the rear of the wall plate without shutting off the water supply or removing the flush valve.
Unlike other standard products on the market, TEMPOFLUX 3's backflow prevention device is located inside the housing. In case of backflow, the water will evacuate in front of the wall via the housing, and not behind (or into) the wall.
The flush valve is suitable for grey water and sea water.
The flush valve can be disconnected and removed from the inside, without removing the housing, for in-depth maintenance or protecting from frost.

Design

The TEMPOFLUX 3's wall plate has a timeless design, available in two finishes: satin finish stainless steel or chrome-plated metal.
Thanks to its sleek lines, it fits perfectly in any type of public and commercial building.
Its smooth surface limits the build-up of dirt and facilitates cleaning.



Secure system flush



WATERPROOF HYDRAULIC CONNECTION
Standard pipe or "pipe-in-pipe"

FINS CAN BE ADJUSTED ACCORDING TO INSTALLATION TYPE
Easy to install

NOTCHES TO CLIP AND FIX COLLAR ONTO (patented)
Easy to install

VALVE CAN BE CONNECTED FROM THE OUTSIDE
Easy to install

VALVE CAN BE DISCONNECTED FROM THE INSIDE
Simple to maintain

CARTRIDGE AND STOPCOCK CAN BE ACCESSED FROM THE FRONT
Simple to maintain







BACKFLOW PREVENTION DEVICE
Inside the housing

COLLAR WITH INTEGRATED SEAL
Completely waterproof

ANTI-BLOCKING ACTIVATION UNIT CAN BE ACCESSED FROM THE FRONT
Simple to maintain

HOUSING CAN BE CUT TO SIZE
Adjusts to fit wall finishes up to 120mm

STAINLESS STEEL WALL PLATE WITH DUAL FLUSH 3L/6L, CAN BE ADJUSTED TO 2L/4L
Design and water savings

Displayed model: TEMPOFLUX 3 recessed (ref. 763BOX + 763000)



TEMPOFLUX 3 time flow direct flush valve **763BOX + 763040 -** Toilet brush set **4051P**

- **Hygiene**: no water stagnation (reduces bacterial development)
- **Comfort**: soft-touch operation, low acoustic level complies with European standard EN 12541 class II
- **Efficiency and water savings**: direct flush reduces the risk of leaks, powerful flush is available instantly, dual flush 3L/6L
- **Easy to install**: modular and adjustable waterproof housing (for walls and finishes)

TEMPOFLUX 3

Time flow direct flush valve in a waterproof housing

NEW





AB

- **Chrome-plated metal 170 × 170mm** or **satin finish stainless steel wall plate 210 × 162mm.**
- **Waterproof recessing housing:**
  - Collar with waterproof seal.
  - Hydraulic connection from the outside and maintenance from the front.
  - Adjusts to all types of installation (rails, solid walls, panels).
  - Compatible with wall finishes 10 - 120mm (while maintaining the minimum recessing depth of 93mm).
  - Suitable for standard or "pipe-in-pipe" supply.
  - Stopcock and flow rate adjustment, activation unit and cartridge are all integrated and accessible from the front.
  - TEMPOFLUX 3 F¾" flush valve is compatible with sea water and grey water.
  - Backflow prevention device inside the housing.
  - Supplied in 2 kits: secure system flush without sensitive elements.
- **Soft-touch operation.**
- **AB anti-blocking system:** water only flows when push-button is released.
- **Dual flush 3L/6L, can be adjusted to 2L/4L.**
- Outlet connection for PVC tube Ø 26/32mm.
- Acoustic level complies with European standard EN 12541 class II.
- Base flow rate: 1 L/sec.
- Suitable for rimless WC pans.

For version with TEMPOFIX 3 frame system: *see page 221.*

Provisional availability: 1st half 2020.
Please contact the sales office to check availability.

TEMPOFLUX 3 flush valve in a waterproof housing	
Chrome-plated metal wall plate	**763BOX + 763040**
Satin finish stainless steel wall plate	**763BOX + 763000**

We recommend a flush tube *(see page 202)*

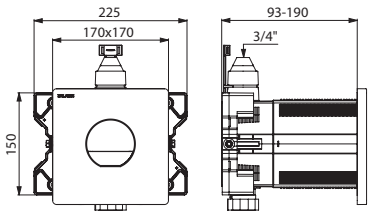

763BOX + 763040

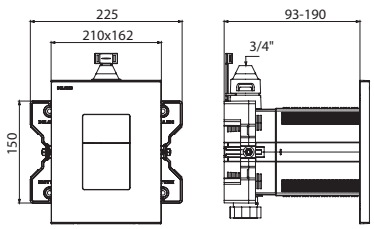

763BOX + 763000

- **Hygiene**: no water stagnation (reduces bacterial development)
- **Comfort**: soft-touch operation, low acoustic level complies with European standard EN 12541 class II
- **Efficiency and water savings**: direct flush reduces the risk of leaks, powerful flush is available instantly, 3L/6L dual flush
- **Vandal-resistant**: chrome-plated solid brass, AB anti-blocking system

TEMPOFLUX 3

Exposed time flow flush kit

NEW



AB

- For wall-mounted, exposed installation.
- **3L/6L dual flush** can be adjusted to 2L/4L.
- **Soft-touch operation.**
- **AB anti-blocking system:** water only flows when push-button is released.
- **Vacuum breaker.**
- **Integrated stopcock and flow rate adjuster.**
- Chrome-plated metal body and push-button.
- Angled inlet M¾".
- **Acoustic level complies with European standard EN 12541 class II.**
- DELABIE patented.
- Base flow rate: 1 L/sec.
- Available with or without stainless steel outlet tube.

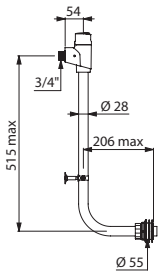

763203

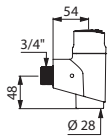

763201

Provisional availability: 1st half 2020.
Please contact the sales office to check availability.

TEMPOFLUX 3 exposed	
Kit with tube, collar and connection washer	**763203**
Exposed time flow valve only	**763201**

- **Hygiene**: no water stagnation (reduces bacterial development)
- **Comfort**: soft-touch operation, low acoustic level complies with European standard EN 12541 class II
- **Efficiency and water savings**: direct flush reduces the risk of leaks, powerful flush is available instantly, 3L/6L dual flush
- **Vandal-resistant**: recessed or cross wall installation

TEMPOFLUX 2
Recessed time flow flush valve



- Chrome-plated metal wall plate Ø 195mm.
- Multipurpose recessing housing.
- Recessing depth can be adjusted 0 - 20mm.
- **Available with 6L single flush or 3L/6L dual flush** can be adjusted to 2L/4L.
- **Soft-touch operation.**
- **Vacuum breaker.**
- **Integrated stopcock and flow rate/flush volume adjuster.**
- Solid brass body.
- Chrome-plated metal push-button.
- In-line inlet M¾".
- Outlet connection for PVC tube Ø 26/32mm.
- **Acoustic level complies with European standard EN 12541 class II.**
- Base flow rate: 1 L/sec.
- Suitable for rimless WC pans.

This model does not have a waterproof recessing housing.
The installer must ensure that the recessing area is waterproof and any leaks or condensation can drain away (see installation guide).

For version with TEMPOFIX 3 frame system: *see page 222.*

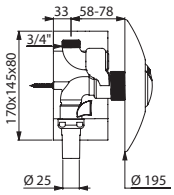

762902

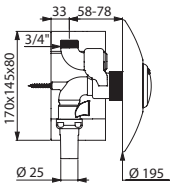

762901

TEMPOFLUX 2 recessed	
3L/6L dual flush (DELABIE patented)	**762902**
6L single flush	**762901**

TEMPOFLUX 2
Cross wall time flow flush valve



- For walls ≤ 140mm.
- **3L/6L dual flush** can be adjusted to 2L/4L.
- **Soft-touch operation.**
- **Vacuum breaker.**
- **Integrated stopcock and flow rate/flush volume adjuster.**
- Solid brass body.
- Chrome-plated metal push-button.
- In-line inlet M¾".
- Outlet connection for PVC tube Ø 26/32mm.
- Threaded rod can be cut to size.
- **Acoustic level complies with European standard EN 12541 class II.**
- Base flow rate: 1 L/sec.
- Suitable for rimless WC pans.

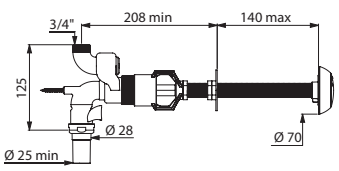

762150

TEMPOFLUX 2 cross wall	762150

- **Hygiene**: no water stagnation (reduces bacterial development)
- **Comfort**: soft-touch operation
- **Efficiency and water savings**: direct flush reduces the risk of leaks, powerful flush is available instantly
- **Vandal-resistant**: chrome-plated solid brass, recessed or cross wall installation

TEMPOFLUX 1
Recessed time flow flush valve



- Satin finish stainless steel plate 220 × 170mm.
- Multipurpose recessing housing.
- **Soft-touch operation.**
- **Time flow ~7 seconds.**
- **Vacuum breaker.**
- **Integrated stopcock and flow rate/flush volume adjuster.**
- Solid brass body and chrome-plated push-button.
- In-line inlet M¾".
- Outlet connection for PVC tube Ø 26/32mm.
- Base flow rate: 1 L/sec.

This model does not have a waterproof recessing housing. The installer must ensure that the recessing area is waterproof and any leaks or condensation can drain away (see installation guide).

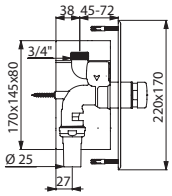

761627

TEMPOFLUX 1 recessed with stainless steel plate	**761627**

Option: tamperproof screws *(see page 255)*

TEMPOFLUX 1
Recessed time flow flush valve



- Chrome-plated brass wall plate Ø 195mm.
- Multipurpose recessing housing.
- **Soft-touch operation.**
- **Time flow ~7 seconds.**
- **Vacuum breaker.**
- **Integrated stopcock and flow rate/flush volume adjuster.**
- Solid brass body and chrome-plated push-button.
- In-line inlet M¾".
- Outlet connection for PVC tube Ø 26/32mm.
- Base flow rate: 1 L/sec.

This model does not have a waterproof recessing housing. The installer must ensure that the recessing area is waterproof and any leaks or condensation can drain away (see installation guide).

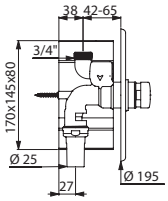

761900

TEMPOFLUX 1 recessed with chrome-plated wall plate	**761900**

TEMPOFLUX 1
Cross wall time flow flush kit



- For cross wall installation.
- **Soft-touch operation.**
- **Time flow ~7 seconds.**
- **Vacuum breaker.**
- **Integrated stopcock and flow rate/flush volume adjuster.**
- Solid brass body and chrome-plated push-button.
- In-line inlet M¾".
- Connection washer Ø 32/55mm.
- Threaded rod can be cut to size.
- Base flow rate: 1 L/sec.
- Available with or without PVC flush tube Ø 32mm.

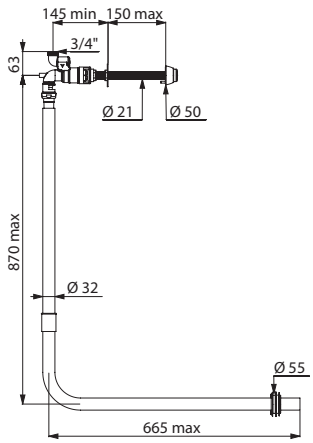

761700

TEMPOFLUX 1 cross wall kit	
For walls ≤ 150mm, with PVC tube	**761700**
For walls ≤ 200mm, without tube	**761200**

Alternative cross wall lengths are available on request

- **Hygiene**: no water stagnation (reduces bacterial development)
- **Comfort**: soft-touch operation
- **Efficiency and water savings**: direct flush reduces the risk of leaks, powerful flush is available instantly
- **Vandal-resistant**: chrome-plated solid brass

TEMPOFLUX 1
Compact time flow flush kit



- For wall-mounted, exposed installation.
- **Soft-touch operation.**
- **Time flow ~7 seconds.**
- **Vacuum breaker.**
- **Integrated stopcock and flow rate/flush volume adjuster.**
- Chrome-plated solid brass body and push-button.
- Angled inlet M¾".
- Base flow rate: 1 L/sec.
- Available with or without stainless steel outlet tube.

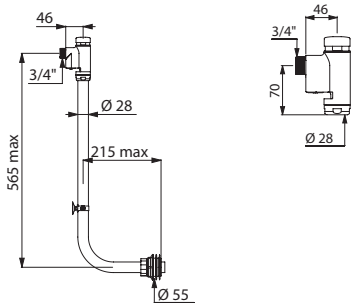

761003

761001

TEMPOFLUX 1 compact	
Kit with tube, collar and connection washer	**761003**
Exposed time flow valve only	**761001**

TEMPOFLUX 1
Exposed time flow flush kit



- For wall-mounted, exposed installation.
- **Soft-touch operation.**
- **Time flow ~7 seconds.**
- **Vacuum breaker.**
- **Available with or without stopcock and flow rate/flush volume adjuster.**
- Chrome-plated solid brass body and push-button.
- Angled inlet ¾".
- Base flow rate: 1 L/sec.
- Available with or without stainless steel outlet tube.

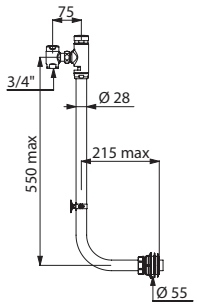

761002

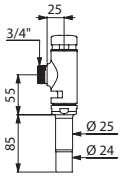

761025

TEMPOFLUX 1 exposed	
With separate elbow stopcock F¾"	
Kit with tube, collar and connection washer	**761002**
Without stopcock M¾"	
Kit with tube, collar and connection washer	**761004**
With outlet nut Ø 28mm, without flush tube	**761000**
With outlet tube Ø 25mm and Ø 24mm (replacements for SCHELL & BINE 120000 models)	**761025**
Accessories	
Elbow stopcock FF¾"	**765020**
Flat wall plate	**292020**

- **Hygiene**: no water stagnation (reduces bacterial development)
- **Efficiency and water savings**: direct flush reduces the risk of leaks, powerful flush is available instantly
- **Vandal-resistant**: chrome-plated solid brass, shock-resistant mechanism, for recessed or cross wall installation

TEMPOCHASSE
Recessed time flow flush valve



- Satin finish stainless steel plate 320 × 220mm.
- **Time flow ~7 seconds.**
- **Vacuum breaker.**
- **In-line rough brass stopcock and flow rate/flush volume adjuster.**
- Solid brass body and chrome-plated push-button.
- Shock-resistant mechanism.
- In-line inlet F1".
- Connection washer Ø 32/55mm.
- Base flow rate: 1.2 L/sec.

This model does not have a waterproof recessing housing.
The installer must ensure that the recessing area is waterproof and any leaks or condensation can drain away (see installation guide).

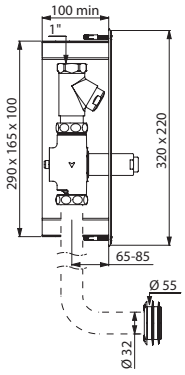

760220

TEMPOCHASSE recessed flush valve	760220
Option: tamperproof screws *(see page 255)*	

TEMPOCHASSE
Cross wall time flow flush kit



- Cross wall control for walls ≤ 190mm.
- **Time flow ~7 seconds.**
- **Vacuum breaker.**
- **In-line rough brass stopcock and flow rate/flush volume adjuster.**
- Solid brass body and chrome-plated push-button.
- Shock-resistant mechanism.
- In-line inlet F1".
- Connection washer Ø 32/55mm.
- Threaded rod can be cut to size.
- Base flow rate: 1.2 L/sec.
- Available with or without PVC flush tube Ø 32mm.

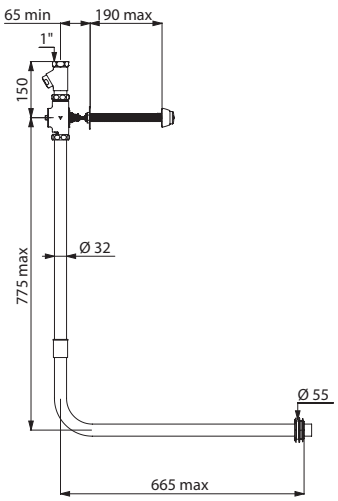

760700

TEMPOCHASSE cross wall kit	
With PVC elbow flush tube Ø 32mm	760700
Without flush tube	760150
Alternative cross wall lengths are available on request	

- **Hygiene**: no water stagnation (reduces bacterial development)
- **Efficiency and water savings**: direct flush reduces the risk of leaks, powerful flush is available instantly
- **Vandal-resistant**: chrome-plated solid brass, shock-resistant mechanism

TEMPOCHASSE
Exposed time flow flush kit



- For wall-mounted, exposed installation.
- **Time flow ~7 seconds.**
- **Vacuum breaker.**
- **F1" chrome-plated brass stopcock and flow rate/flush volume adjuster.**
- Chrome-plated solid brass body and push-button.
- Shock-resistant mechanism.
- Bright polished stainless steel elbow flush tube Ø 32mm with nut and collar.
- Connection washer Ø 32/55mm with clamp.
- Base flow rate: 1.2 L/sec.

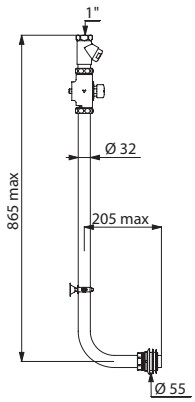

760004

TEMPOCHASSE exposed kit	
For conventional pans	
With in-line stopcock	**760004**
With elbow stopcock	**760005**
For slop hoppers	
With in-line stopcock and offset flush tube 40mm	**760450**
With in-line stopcock and straight flush tube	**760460**

TEMPOCHASSE
Exposed time flow flush valve



- For wall-mounted, exposed installation.
- **Time flow ~7 seconds.**
- **Vacuum breaker.**
- Chrome-plated solid brass body and push-button.
- Shock-resistant mechanism.
- In-line inlet M1¼".
- Base flow rate: 1.2 L/sec.

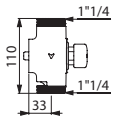

760000

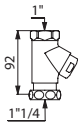

764000

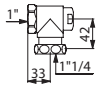

765000

TEMPOCHASSE exposed flush valve	
With push-button	**760000**
In-line stopcock	**764000**
Elbow stopcock	**765000**

Flush tube for WC pans
For TEMPOCHASSE exposed



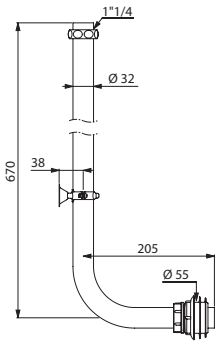

766001

- Elbow flush tube Ø 32mm with nut 1¼".
- Collar and connection washer Ø 32/55mm with clamp.

Flush tube for WC pans	
Bright polished stainless steel L. 205mm, H. 670mm	**766001**
PE L. 215mm, H. 665mm	**769001**

Flush tube for WC pans
For TEMPOFLUX 1 and 3 exposed and compact



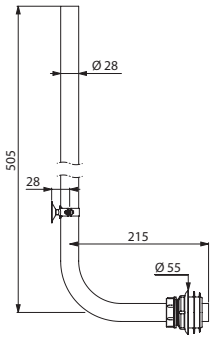

766002

- Bright polished stainless steel elbow flush tube Ø 28mm with collar and no nut.
- With connection washer Ø 28/55mm with clamp.

Flush tube for WC pans	766002

Cross wall / recessed flush tube for WC pans
For TEMPOMATIC, TEMPOFLUX and TEMPOCHASSE



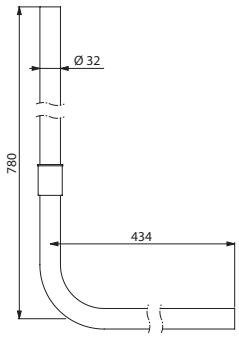

769400

- For TEMPOMATIC, TEMPOFLUX 1, TEMPOFLUX 2, TEMPOFLUX 3 and TEMPOCHASSE.
- PVC tube for recessed or cross wall installation.
- Ø 26/32mm (without connection washer).

Cross wall / recessed flush tube for WC pans	769400

Cross wall / recessed flush tube for WC pans
For TEMPOMATIC, TEMPOFLUX and TEMPOCHASSE



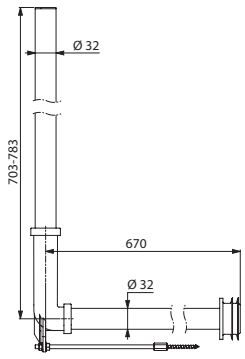

769500

- For TEMPOMATIC, TEMPOFLUX 1, TEMPOFLUX 2, TEMPOFLUX 3 and TEMPOCHASSE.
- PVC tube, HDPE pipe.
- For recessed or cross wall installation on walls ≥ 60mm to fix the lug screw.
- Ø 26/32mm with connection washer.

Cross wall / recessed flush tube for WC pans	769500

Flush tube for squat WCs
For TEMPOCHASSE exposed



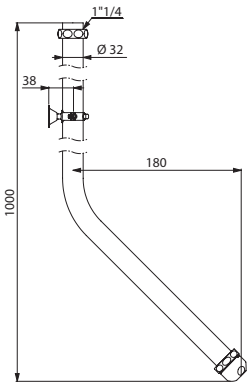

767004

- Chrome-plated brass flush tube Ø 32mm angled 45°.
- Collar, nut and 1¼" water nozzle.

Flush tube for squat WCs	767004

Flush tube for slop hoppers
For TEMPOCHASSE exposed



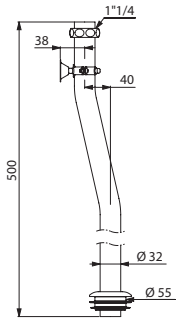

767006

- Chrome-plated brass tube Ø 32mm off-set 40mm.
- With nut 1¼", collar, connection washer Ø 32/55mm and wall plate Ø 65mm.

Flush tube for slop hoppers	767006

Connection washer



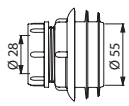

705028

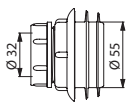

705000

- With clamp.
- Neck Ø 55mm.

Connection washer	
For tubes Ø 28mm	705028
For tubes Ø 32mm	705000

Water nozzle
For squat WCs



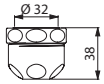

702032

- Chrome-plated brass.
- For flush tubes Ø 32mm.

Water nozzle	702032



Frame systems

FRAME SYSTEMS FOR URINALS
208



FRAME SYSTEMS FOR WCs
214



ADDITIONAL FITTINGS
224





TEMPOFIX 3 frame system with TEMPOFLUX 3 time flow direct flush valve **564065 + 763000 -** S21 S wall-hung WC **110310**
Toilet brush set **4051S -** Jumbo toilet paper dispenser **2912 -** Coat hook **4043S**

TEMPOFIX 3: SPECIFICALLY DESIGNED FOR INTENSIVE USE IN PUBLIC AND COMMERCIAL PLACES

Easy to install
Installation and commissioning time should be taken into account when determining the total product cost, especially when installing a large number of products in public and commercial places.

The TEMPOFIX 3 frame system is delivered pre-mounted.
The remaining components (flush tube and soil pipe) are assembled by clipping into place.
It is quick and easy to install.

When fixing the self-supporting TEMPOFIX 3 version of the frame system, the floor quality is the main criteria: the concrete floor should withstand a minimum load of 350kg/m^3.

It is possible to install on non-load bearing floors (parquet, floors with underfloor heating, etc.) thanks to the wall-mounted model which is fixed to load-bearing walls.
DELABIE recommends a 25mm minimum wall thickness + tiling (= 2 × ½" wall boards or 1 × 1" wall board).

Easy to adjust
Adjusting the pan height is simple:
a mark indicates the "1-metre" point from the floor surface on the frame system.

Vandal-resistant
The structure of DELABIE's frame system is made from powder-coated steel. Its design provides it with an unrivalled resistance to deformation.

The French standard NF D12-208 requires that frame systems flex no more than 5mm when subjected to a uniformly distributed load of 400kg.
The TEMPOFIX 3 withstands 400kg loads and therefore meets this requirement.

It is delivered with large stable feet (for self-supporting installation) or with wall fixings (for wall-mounted installation).

Advantages of wall-hung WCs
The height of the pan can be adjusted to suit the needs of the user, from children to people with reduced mobility.

A wall-hung WC allows easy access to clean the floor below the WC pan.

Space saving
On average the TEMPOFIX 3 takes up 30% less space than other frame systems on the market.
It is one of the most compact frame systems.

With no need for a cistern, it can be installed in the tightest of places such as service ducts.

The wall-anchoring bolts enable two TEMPOFIX 3 to be fixed back-to-back in a communal service duct (in Ladies and Gents toilets) without the need for a partition wall.

Optimised for stocking
Reduced frame weight and product packaging save space for storage and are an advantage for being kept on construction sites.

Products suited to the needs of public and commercial places
Increasingly in public and commercial places, plasterboard walls are being replaced by gypsum blocks, brick, or even cinder blocks in order to improve the durability of the installations.

The TEMPOFIX 3, equipped with a new waterproof recessing housing, functions electronically (TEMPOMATIC dual control) or with timed flow (TEMPOFLUX 3), and the one model can adjust to any type of wall finish from 10 - 120mm.

DELABIE has developed its range of TEMPOFLUX 2 direct flush valves, offering extended versions of the valves and frames so that they can be adjusted to thicker walls up to 130mm.

Such an innovative installation would prove difficult to achieve with cisterns.



Easy to clean

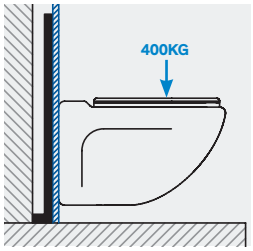

Self-supporting TEMPOFIX 3

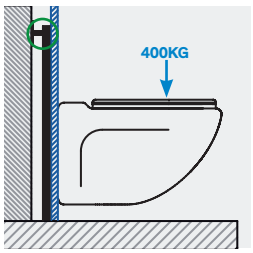

Wall-mounted TEMPOFIX 3

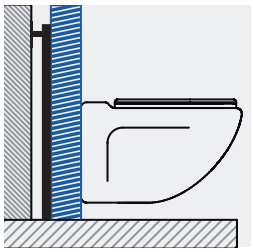

TEMPOFIX 3 for thick walls



Simple to install



Design



Water savings



Hygiene



Secure system flush

TEMPOFIX 3 WITH TEMPOMATIC 4

Easy to install
Installation and commissioning time should be taken into account when determining the total product cost, especially when installing a large number of products in public and commercial places.
The TEMPOFIX 3 frame system is delivered pre-mounted. The remaining components (neck tube and soil pipe) are assembled by clipping into place.

The height and width of the frame system are easy to adjust to adapt to all the urinals available on the market. It is quick and easy to install.

The TEMPOMATIC 4 urinal connects from the outside of the housing to a standard installation or a "pipe-in-pipe" connection.
The cut-to-size housing is the only product available that can adjust to thick walls as well as thin partition walls. It can be installed on walls up to 120mm: bricks or concrete for public and commercial installations subject to high levels of vandalism.

Secure system flush
During installation, the sensitive elements (solenoid valve, filter and stopcock) are replaced by a temporary casing to facilitate and secure the system flush.

Perfect seal
Standard housings on the market are designed to be cut to size flush to the wall, which increases the risk of leaks between the wall and collar.
DELABIE has developed a housing that can be cut to size in front of the collar, which ensures a perfect seal.
The waterproof seal is integrated into the collar.
The installer does not need to apply anything else (silicone, jointing compound, PTFE, etc.).
The housing has notches to clip the collar onto and fix it in place easily (patented system).

Design
The TEMPOMATIC 4 wall plate has a timeless design, available in bright polished, satin, black or white finish. Compact and discreet, it fits perfectly in any type of public and commercial building. Its smooth surface limits the build-up of dirt and facilitates cleaning.

This new concept combines design and functionality: the electronics are integrated directly in the wall plate.

Water savings
Thanks to its optimised flow rate and time flow, the TEMPOMATIC 4 rinse provides just the necessary flush volume and, therefore, the best compromise between water consumption and efficacy.
It also features the high-frequency mode.
For more information see page 146.

Hygiene
The TEMPOMATIC 4 recessed urinal flush rinses automatically after each user leaves. No manual contact prevents the spread of germs by hand.

The hygienic duty flush prevents bacterial proliferation and the problem of vacuums.

The TEMPOMATIC 4 is supplied with a reduced-stagnation solenoid valve.
For more information see page 145.

Minimal servicing and simple to maintain
The solenoid valve, filter and stopcock are all accessible from the front. Simply remove the wall plate to gain access.

A red LED will flash for 15 days to indicate that the battery life is low. Since the batteries are housed inside the wall plate, they can be changed without shutting off the water supply or removing the urinal valve.

Maintenance is quick and simple thanks to pre-assembled spare parts.

The urinal valve is suitable for grey water and sea water.

The urinal valve can be disconnected and removed from the inside, without removing the housing, if the urinal valve requires in-depth maintenance or protecting from frost.

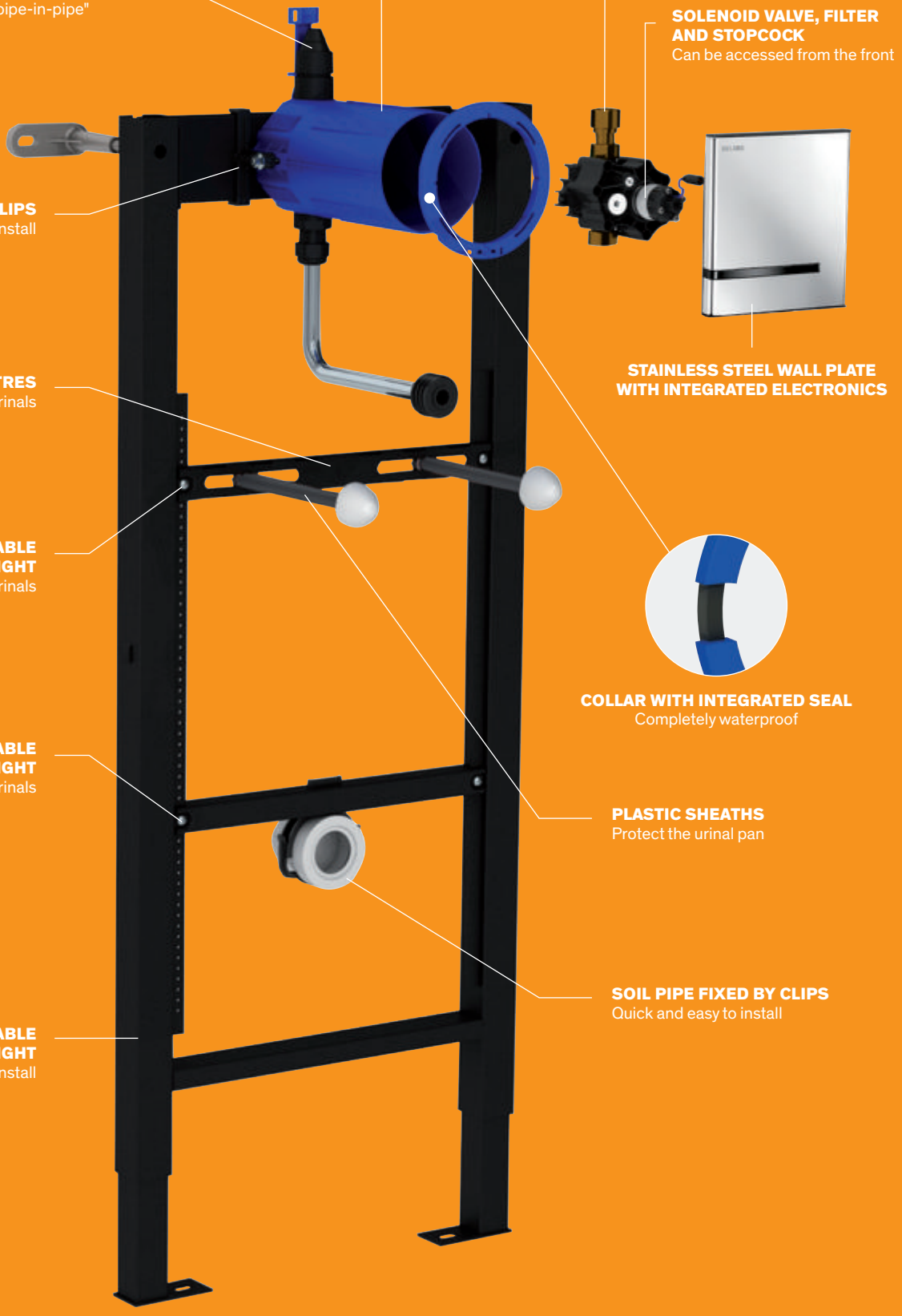

Displayed model: TEMPOFIX 3 with TEMPOMATIC 4 (ref. 543006 + 430016)



TEMPOFIX 3 frame system with TEMPOMATIC 4 electronic urinal valve **543000D + 430010 -** DELTA urinal **134770 -** LISO urinal divider **100590**

- **Specifically designed for public and commercial places**: space saving, easy to clean, withstands intensive use
- **Easy to install**: frame system delivered pre-mounted, clip into place assembly
- **Vandal-resistant**: install behind a solid partition wall, concealed fixings
- **Hygiene**: systematic individual rinsing without manual contact, hygienic duty flush

TEMPOFIX 3 with TEMPOMATIC 4

Frame system with electronic urinal valve



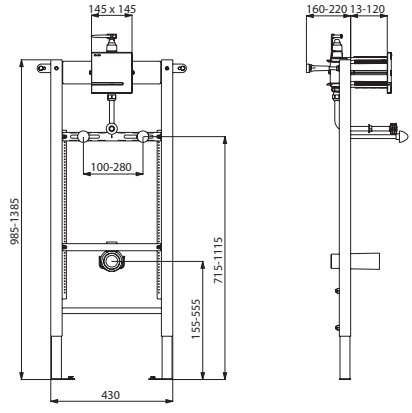

543006 + 430016

- Black powder-coated steel frame for wall-mounted installation.
- Fixes to floor and load-bearing walls, anchoring bolts supplied.
- Adjustable bracket 100 - 280mm.
- Frame height can be adjusted from 0 - 200mm.
- Ø 50mm soil pipe with waterproof seal.
- Delivered pre-mounted.
- **Complies with French standard NF D12-208.**
- **Compatible with solid wall finishes from 13 - 120mm.**

Fitted with TEMPOMATIC 4 F½" electronic valve:

- Battery-operated with 123 6V Lithium batteries or 230/6V mains supply (cable and transformer supplied).
- Wall plate 145 × 145mm with integrated electronics.
- Shock-resistant infrared presence detection sensor.
- Waterproof recessing housing.
- Detection delay is 10 seconds.
- **3 programmes** (rinse volume can be set according to urinal type).
- **High-frequency mode** (exclusive to DELABIE).
- **Hygienic duty flush** every 24 hours (can be adjusted to 12 hours or OFF) after last use: prevents vacuums.
- **Flow rate pre-set at 0.15 L/sec.** at 3 bar, can be adjusted.
- Connection with Ø 35mm connection washer (for standard urinals) or ½" brass connection (for urinals supplied by flexible).

Technical characteristics: *see TEMPOMATIC 4 urinal page 153.*

TEMPOFIX 3 with TEMPOMATIC 4 urinal valve	
6V battery-operated models	
Bright polished finish stainless steel - urinal Ø 35mm	**543006 + 430016**
Bright polished finish stainless steel urinal with flexible ½"	**543006D + 430016**
Satin finish stainless steel - urinal Ø 35mm	**543006 + 430006**
Satin finish stainless steel - urinal with flexible ½"	**543006D + 430006**
White powder-coated finish stainless steel urinal Ø 35mm	**543006 + 430026**
White powder-coated finish stainless steel urinal with flexible ½"	**543006D + 430026**
Black glass finish, shock-resistant vitro-ceramic urinal Ø 35mm	**543006 + 430036**
Black glass finish, shock-resistant vitro-ceramic urinal with flexible ½"	**543006D + 430036**
230/6V mains supply models	
Bright polished finish stainless steel - urinal Ø 35mm	**543000 + 430010**
Bright polished finish stainless steel urinal with flexible ½"	**543000D + 430010**
Satin finish stainless steel - urinal Ø 35mm	**543000 + 430000**
Satin finish stainless steel - urinal with flexible ½"	**543000D + 430000**
White powder-coated finish stainless steel urinal Ø 35mm	**543000 + 430020**
White powder-coated finish stainless steel urinal with flexible ½"	**543000D + 430020**
Black glass finish, shock-resistant vitro-ceramic urinal Ø 35mm	**543000 + 430030**
Black glass finish, shock-resistant vitro-ceramic urinal with flexible ½"	**543000D + 430030**

- **Specifically designed for public and commercial places**: space saving, easy to clean, withstands intensive use
- **Easy to install**: frame system delivered pre-mounted
- **Vandal-resistant**: install behind a solid partition wall, concealed fixings
- **Hygiene**: systematic individual rinsing without manual contact, hygienic duty flush

TEMPOFIX 3 with TEMPOMATIC

Frame system with electronic urinal valve

NEW



- Black powder-coated steel frame for wall-mounted installation.
- Fixes to floor and load-bearing walls, anchoring bolts supplied.
- Adjustable bracket 100 - 280mm.
- Frame height can be adjusted from 0 - 200mm.
- Ø 50mm soil pipe with waterproof seal.
- Delivered pre-mounted.
- **Complies with French standard NF D12-208.**
- **Compatible with solid wall finishes from 40 - 190mm.**

Fitted with a TEMPOMATIC M½" electronic urinal valve:

- Mains supply, electronic control unit 12V with solenoid valve, filter and stopcock.
- Shock-resistant infrared presence detection sensor.
- Detection distance, time flow and flow rate can be adjusted during installation.
- We recommend a 230/12V transformer (*see below*).
- Detection delay is 3 seconds.
- Automatic pre-rinse is possible.
- **Time flow pre-set at ~3 seconds,** can be adjusted from 3 - 12 seconds.
- **Hygienic duty flush** every 24 hours after the last use: prevents vacuums.
- **Flow rate 0.3 L/sec.** at 3 bar, can be adjusted.
- Wall plate is flush to the wall.
- Threaded rod can be cut to size.

Technical characteristics*: see TEMPOMATIC urinal page 155.*

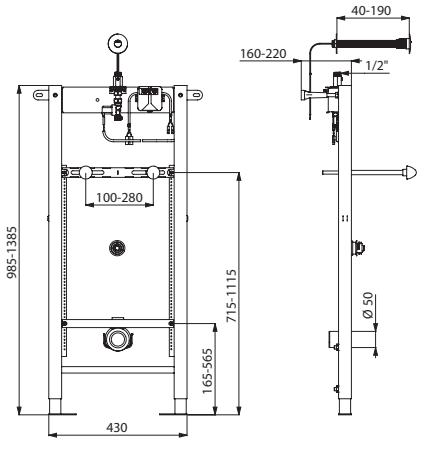

543100

TEMPOFIX 3 with TEMPOMATIC urinal valve	
For solid walls from 40 - 190mm	**543100**
Transformer 230/12V for 1 - 5 TEMPOMATIC urinals	
Without housing	**406000**
In a waterproof housing	**406220**

- **Specifically designed for public and commercial places**: space saving, easy to clean, withstands intensive use
- **Easy to install**: frame system delivered pre-mounted, clip into place assembly
- **Vandal-resistant**: install behind a solid partition wall, concealed fixings
- **Comfort**: soft-touch operation

TEMPOFIX 3 with TEMPOFLUX

Frame system with time flow urinal valve

NEW





- Black powder-coated steel frame for wall-mounted installation.
- Fixes to floor and load-bearing walls, anchoring bolts supplied.
- Adjustable bracket 100 - 280mm.
- Frame height can be adjusted from 0 - 200mm.
- Ø 50mm soil pipe with waterproof seal.
- Delivered pre-mounted.
- **Complies with French standard NF D12-208.**
- **Compatible with solid wall finishes from 13 - 120mm.**

Fitted with a TEMPOFLUX F½" time flow urinal valve:

- Satin finish stainless steel wall plate 145 × 145mm.
- Waterproof recessing housing.
- **Soft-touch operation.**
- **Time flow pre-set at ~3 seconds,** can be adjusted from 3 - 7 seconds (patented).
- **Flow rate pre-set at 0.15 L/sec.** at 3 bar, can be adjusted up to 0.3 L/sec.
- Connection with Ø 35mm connection washer (for standard urinals) or ½" brass connection (for urinals supplied by flexible).

Technical characteristics: *see TEMPOFLUX urinal page 163.*

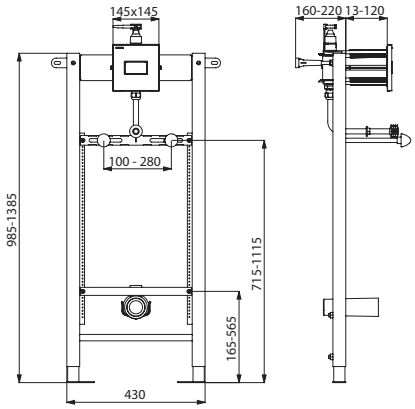

543006 + 778700

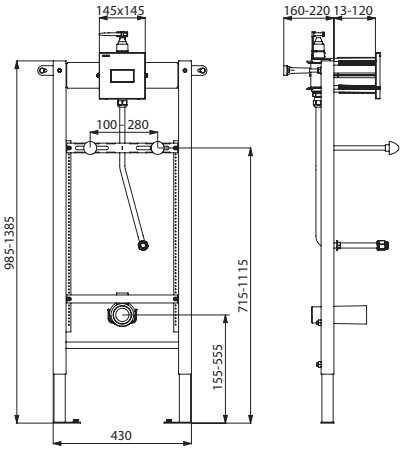

543006D + 778700

TEMPOFIX 3 with TEMPOFLUX urinal valve	
For urinals Ø 35mm	**543006 + 778700**
For urinals with flexible ½"	**543006D + 778700**



Dual flush


Vandal-resistant


Soft technology:
soft-touch operation

DIRECT FLUSH VALVES: SPECIFICALLY DESIGNED FOR INTENSIVE USE IN COMMERCIAL PLACES

The direct flush valve is specifically designed to meet the needs of highly frequented public washrooms.

Efficient direct flush
The flush valve is connected directly to the water supply. Employing the pressure from the system, the flush is more effective. There is no delay while the cistern refills. Direct flush is always available, even for successive flushes, solving the problem of intensive use.

Hygiene
Since the flush is connected to the system, there is no water stagnation, scale build-up or impurity deposits, factors that encourage the development of bacteria. The effective direct flush ensures the pan remains clean. With electronic sensor controls (TEMPOMATIC), no manual contact is required.

Water savings and environmental labels
Reinforced mechanisms reduce the risk of leaks. The TEMPOFLUX 2 and TEMPOFLUX 3 ranges with 3L/6L dual flush optimise water consumption. The flush volume can be adjusted to 2L/4L for ECO pans, achieving the highest performance standards for international labels.
For more information see page 8.

Vandal-resistant
The mechanisms and controls are shock-resistant and have no fragile plastic parts. The fixings are concealed.

Minimal servicing and simple to maintain
The self-cleaning mechanism is made from scale-resistant materials. Cartridges are interchangeable. Access to the system is direct without having to remove the flush valve.

Superior endurance
The mechanisms are hard-wearing.
The system is self-cleaning, which extends its lifespan to over 500,000 operations.
DELABIE's flush valves perform to the highest standards. Each model is subjected to endurance tests under extreme conditions in endurance laboratories.

Comfort
The low acoustic level of TEMPOFLUX 2 and TEMPOFLUX 3 complies with European standard EN 12541 class II.
These ranges feature soft-touch operation which allows all types of users to activate the flush easily. The TEMPOMATIC electronic versions avoid any manual contact and require no effort to operate (children, the elderly or people with reduced mobility).

Supply pipe diameters
The supply pipe diameters for direct flush are similar to cistern systems *(see opposite page).*

ADVANTAGES OF DIRECT FLUSH



FLUSH IMMEDIATELY AVAILABLE:
successive flushes are possible

VANDAL-RESISTANT:
shock-resistant mechanisms, concealed fixings

WATER SAVINGS:
3L/6L dual flush, can be adjusted to 2L/4L

EASY AND INFREQUENT MAINTENANCE:
standardised cartridge can be changed without removing the valve, withstands up to 500,000 operations

MINIMAL SERVICING:
scale-resistant mechanisms

POWERFUL FLUSH:
uses the pressure of the system

HYGIENE:
no water stagnation, scale build-up or impurity deposits

CALCULATION RECOMMENDATIONS

Simultaneous use
We recommend the following calculations to determine the number of direct flush valves.
The flush timing is actually very short (7 seconds) and there is no refill time. As a result, the pipework diameter calculations for direct flush are different to those for cistern flush valves. We recommend the following method:

Number of valves installed	Number of valves used simultaneously
3 valves	1 valve
4 - 12 valves	2 valves
13 - 24 valves	3 valves
25 - 50 valves	4 valves
> 50 valves	5 valves

Calculation method
The French regulation bases the calculations on a flow rate of 1.5 L/sec. for direct flush valves. However, for non-domestic applications, it is highly recommended to refer to the manufacturers' guidelines. TEMPOFLUX models work perfectly well at 1 L/sec.

Example showing the calculations for a block of 20 WCs fitted with direct flush valves: we anticipate that a maximum of 3 out of 20 will be activated simultaneously.

1 L/sec. x 3 flush valves = 3 L/sec.
The branch supply pipe diameter for the 20 WCs would be 2".

For more information see page 248.


Operates at 1 L/sec.



Pipework diameter

THE CISTERN: DESIGNED FOR DOMESTIC USE

The cistern, designed for domestic use, is not suitable for public and commercial buildings.

Fragile design
Made from plastic, the cistern and mechanisms are fragile. They are a source of leaks which are not always noticed immediately because they are inaudible and not easy to see. Cisterns are a primary source of wasted water in a system.
For example, a small leak can cause losses of 220m^3 or a total of 748€/year (cost of cold water m^3: 3.40€, source: *centre d'information de l'eau, France).*

Difficult to service
Cistern maintenance in public and commercial buildings is not easy: removal and access to the mechanism is difficult and increasingly regular interventions are required.

Lack of hygiene
Cistern systems provide niches where bacteria can develop: stored water in the cistern stagnates and can rapidly lead to the development of bacteria which then spread through the rest of the system.


Cisterns designed for domestic use

DISADVANTAGES OF CISTERNS FOR PUBLIC AND COMMERCIAL USE

TIME TAKEN TO REFILL THE TANK:
immediate, successive flushes are not possible

FRAGILE:
plastic mechanism and cistern

RISK OF LEAKS FROM THE CISTERN INTO THE PAN



DIFFICULT TO SERVICE:
complicated access to mechanism, bottom of cistern inaccessible

LACK OF HYGIENE:
stagnant water, scale deposits and ambient water temperatures lead to bacterial development

LIMITED FLUSH POWER:
static pressure

- **Specifically designed for public and commercial places**: space saving, easy to clean, withstands intensive use
- **Easy to install**: frame system delivered pre-mounted, clip into place assembly
- **Hygiene**: automatic flush, no water stagnation (reduces bacterial development)
- **Efficiency and water savings**: direct flush reduces the risk of leaks, powerful flush is available instantly

TEMPOFIX 3 with TEMPOMATIC dual control

Frame system with electronic WC flush valve



- Black powder-coated steel frame.
- Frame height can be adjusted from 0 - 200mm (with 1m mark).
- Ø 32mm flush tube with Ø 55mm connection washer.
- Soil pipe:
  - PVC, Ø 100mm outlet to be glued onto the waterproof seal, with 2 setting positions (ref. 564065, 564005, 564060 and 564000).
  - ABS, with Ø 90mm HDPE sleeve connector (ref. 564065BE, 564005BE, 564060BE and 564000BE) or Ø 110mm (ref. 564065DE, 564005DE, 564060DE and 564000DE) with waterproof seal, with 2 setting positions.
- Delivered pre-mounted.
- **Complies with French standard NF D12-208.**
- **Compatible with solid wall finishes from 10 - 120mm.**

Available in 2 versions:
Self-supporting frame system with large feet to fix to load-bearing floors.
Wall-mounted frame system to fix to load-bearing walls.

Fitted with TEMPOMATIC dual control F¾" electronic direct flush valve:
- Battery-operated with 123 6V Lithium batteries or 230/6V mains supply (cable and transformer supplied).
- Satin finish stainless steel wall plate 186 × 186mm and chrome-plated metal button with integrated electronics.
- Waterproof recessing housing.
- Detection delay is 10 seconds.
- **Voluntary activation** (anti-blocking push-button) or **automatically** when the user leaves.
- **"Intelligent" automatic rinsing** (flush volume adapts according to use).
- **3 programmes** (rinse volume can be set according to type of WC pan).
- **Hygienic duty flush,** every 24 hours (can be adjusted to 12 hours or OFF) after the last use.
- Backflow prevention device inside the housing.
- Integrated stopcock and flow rate adjuster.
- Compatible with sea water and grey water.

Technical characteristics: *see TEMPOMATIC dual control page 189.*

Provisional availability: 2nd half 2020.
Please contact the sales office to check availability.

TEMPOFIX 3 with TEMPOMATIC WC dual control	
Self-supporting model - 6V battery-operated	**564065 + 464006**
Self-supporting model - 230/6V mains supply	**564005 + 464000**
Wall-mounted version - 6V battery-operated	**564060 + 464006**
Wall-mounted version - 230/6V mains supply	**564000 + 464000**

For Ø 90mm (or 110mm) soil pipe outlet versions:
add "BE" (or "DE") after the reference for kit 1
Options: wall fixings and sleeve connector *(see page 224)*
Connection kit for disabled WC *(see page 224)*

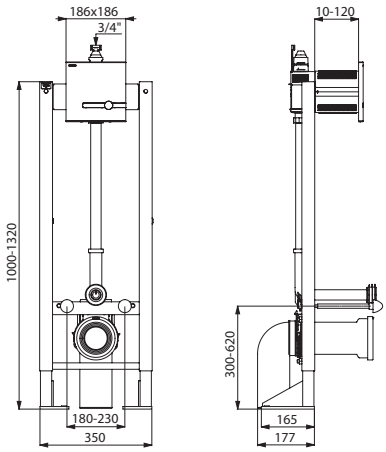

564065 + 464006

- **Specifically designed for public and commercial places**: space saving, easy to clean, withstands intensive use
- **Easy to install**: frame system delivered pre-mounted
- **Hygiene**: automatic flush with no manual contact, no water stagnation (reduces bacterial development)
- **Efficiency and water savings**: direct flush reduces the risk of leaks, powerful flush is available instantly

TEMPOFIX 3 with TEMPOMATIC

Frame system with electronic WC flush valve



- Black powder-coated steel frame.
- Frame height can be adjusted from 0 - 200mm (with 1m mark).
- Ø 32mm flush tube with Ø 55mm connection washer.
- Soil pipe:
  - PVC, Ø 100mm outlet to be glued onto the waterproof seal, with 2 setting positions (ref. 547005 and 547000).
  - ABS, with Ø 90mm HDPE sleeve connector (ref. 547005BE and 547000BE) or Ø 110mm (ref. 547005DE and 547000DE) with waterproof seal, with 2 setting positions.
- Delivered pre-mounted.
- **Complies with French standard NF D12-208.**
- **Compatible with solid wall finishes from 26 - 130mm.**

Available in 2 versions:
Self-supporting frame system with large feet to fix to load-bearing floors.
Wall-mounted frame system to fix to load-bearing walls.

Fitted with TEMPOMATIC F1" electronic direct flush valve:
- Mains supply with 1" solenoid valve.
- Satin finish stainless steel wall plate 320 × 220mm.
- IP65 independent electronic unit.
- 230/12V transformer.
- Shock-resistant infrared presence detection sensor.
- **Voluntary activation** when hand is moved towards the sensor, detection distance ~10cm) or **automatically** when the user leaves.
- **Time flow ~7 seconds,** can be adjusted from 3 - 12 seconds.
- Integrated stopcock and flow rate / flush volume adjuster.
- Detection distance can be adjusted by the installer.

Technical characteristics: *see TEMPOMATIC WC page 191.*

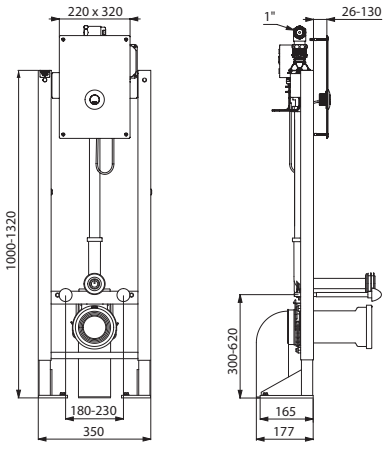

547005 + 546412

TEMPOFIX 3 with TEMPOMATIC WC	
Self-supporting model	**547005 + 546412**
Wall-mounted version	**547000 + 546412**

For Ø 90mm (or 110mm) soil pipe outlet versions:
add "BE" (or "DE") after the reference for kit 1
Options: wall fixings and sleeve connector *(see page 224)*
Connection kit for disabled WC *(see page 224)*



Simple to install



Design



Water savings



Soft-touch operation



Secure system flush

TEMPOFIX 3 WITH TEMPOFLUX 3

Easy to install
Installation and commissioning time should be taken into account when determining the total product cost, especially when installing a large number of products in public and commercial places. The TEMPOFIX 3 frame system is delivered pre-mounted. The remaining components (soil pipe and housing) are assembled by clipping into place.
The WC pan height is easy to adjust: a mark indicates the "1-metre" point from the floor surface to the frame system. It is quick and easy to install.

TEMPOFLUX 3 connects from the outside of the housing to a standard installation or a "pipe-in-pipe" connection. The housing can be cut to size to fit wall finishes up to 120mm: thick walls (bricks or cinder blocks) for public and commercial installations subject to high levels of vandalism.

Secure system flush
During installation the cartridge is replaced by a temporary cap to facilitate and secure the system flush, without risking any damage to this sensitive element.

Design
The TEMPOFLUX 3's wall plate has a timeless design, available in satin finish stainless steel or chrome-plated metal. Thanks to its sleek lines, it fits perfectly in any type of public and commercial building.

Water savings
TEMPOFLUX 3 with 3L/6L dual flush optimises flushing and water consumption. The flush volume can be adjusted to 2L/4L, to achieve the highest standards for environmental labels. The AB anti-blocking device controls the flush volume regardless of how long the push-button is pressed for.

Comfort
Thanks to its soft-touch operation, TEMPOFLUX 3 can be used by all users (children, the elderly or people with reduced mobility).

The acoustic level is low and complies with European standard EN 12541 class II.

Minimal servicing and simple to maintain
The cartridge, activation unit and stopcock are all accessible from the front. Simply remove the wall plate to gain access.

The flush volume can be adjusted (3L/6L or 2L/4L) directly on the rear of the wall plate without shutting off the water supply or removing the WC valve.

Unlike other standard products on the market, TEMPOFLUX 3's backflow prevention device is located inside the housing. In case of backflow, the water will evacuate in front of the wall via the housing, and not behind (or into) the wall.

The flush valve is suitable for grey water and sea water.

The flush valve can be disconnected and removed from the inside, without removing the housing, for in-depth maintenance or protecting from frost.

A SINGLE PRODUCT
for wall thicknesses from 10 - 120mm

Dry walls (plasterboard):
Min. 10mm thick.



Semi-thick walls made from gypsum blocks:



Thick walls made from bricks or cinder blocks:
Max. 120mm thick.



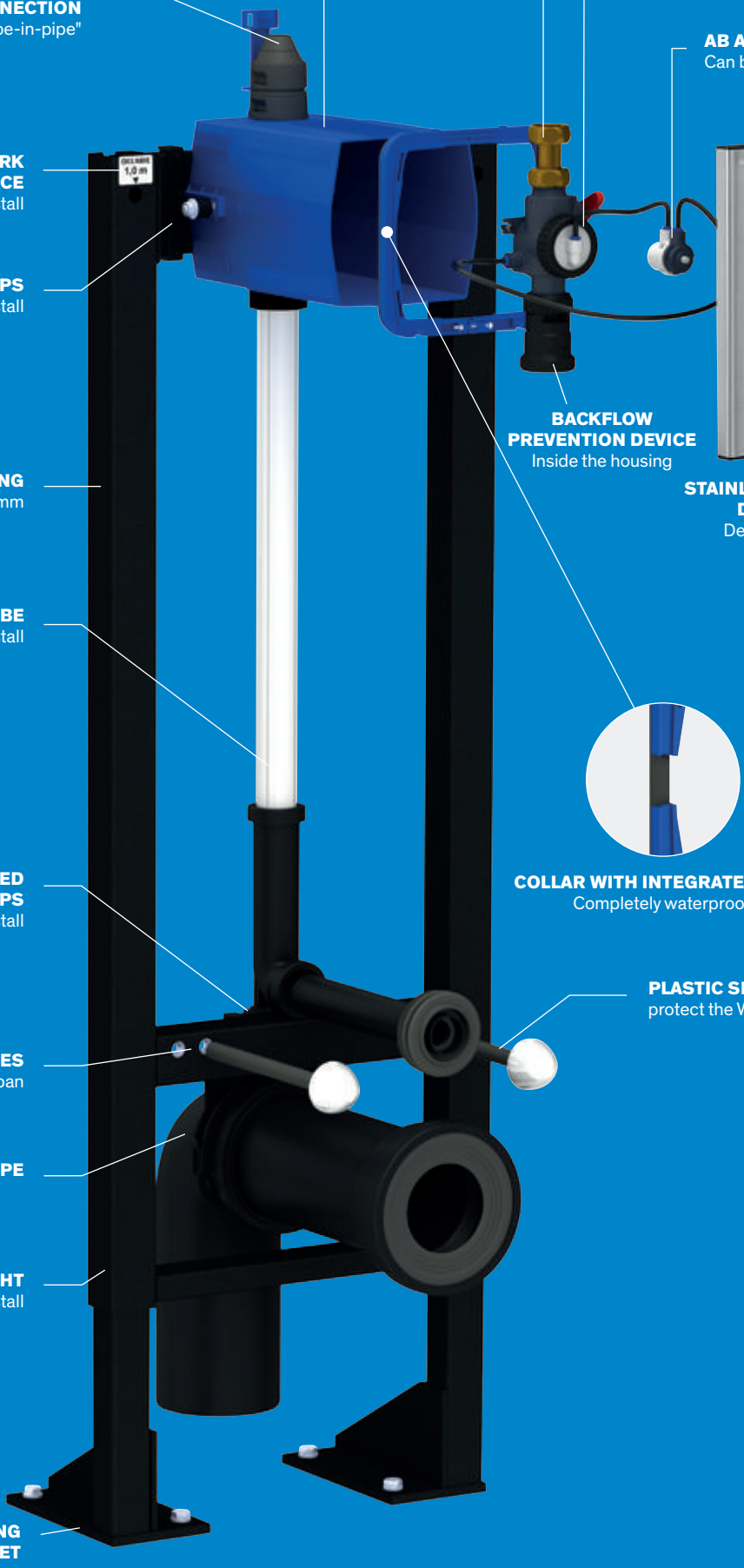

HOUSING CAN BE CUT TO SIZE
Adjusts to fit solid wall finishes from 10 - 120mm

VALVE CAN BE DISCONNECTED FROM THE INSIDE
Easy to install and simple to maintain

CARTRIDGE AND STOPCOCK
Can be accessed from the front

WATERPROOF HYDRAULIC CONNECTION
Standard pipe or "pipe-in-pipe"

AB ANTI-BLOCKING UNIT
Can be accessed from the front

1 METRE MARK FROM FLOOR SURFACE
Easy to install

HOUSING FIXED BY CLIPS
Quick and easy to install

BACKFLOW PREVENTION DEVICE
Inside the housing

STAINLESS STEEL WALL PLATE DUAL FLUSH 3L/6L
Design and water savings

SPACE SAVING
350 × 180mm

TELESCOPIC FLUSH TUBE
Easy to install

COLLAR WITH INTEGRATED SEAL
Completely waterproof

PIPE AND SOIL PIPE FIXED BY CLIPS
Quick and easy to install

PLASTIC SHEATHS
protect the WC pan

180 OR 230MM CENTRES
suitable for all types of WC pan

PVC SOIL PIPE

ADJUSTABLE PAN HEIGHT
Easy to install

LARGE SELF-SUPPORTING FEET

Displayed model: self-supporting TEMPOFIX 3 with TEMPOFLUX 3 (ref. 564065 + 763000)



TEMPOFIX 3 frame system with TEMPOFLUX 3 time flow direct flush valve **564065 + 763000 -** Be-Line® angled grab bar 135° **511982C**

- **Specifically designed for public and commercial places**: space saving, easy to clean, withstands intensive use
- **Easy to install**: frame system delivered pre-mounted, clip into place assembly
- **Hygiene**: no water stagnation (reduces bacterial development)
- **Efficiency and water savings**: direct flush reduces the risk of leaks, powerful flush is available instantly, dual flush 3L/6L

TEMPOFIX 3 with TEMPOFLUX 3

Frame system with time flow WC flush valve



- Black powder-coated steel frame.
- Frame height can be adjusted from 0 - 200mm (with 1m mark).
- Ø 32mm flush tube with Ø 55mm connection washer.
- Soil pipe:
  - PVC, Ø 100mm outlet to be glued onto the waterproof seal, with 2 setting positions (ref. 564065, 564005, 564060 and 564000).
  - ABS, with Ø 90mm HDPE sleeve connector (ref. 564065BE, 564005BE, 564060BE and 564000BE) or Ø 110mm (ref. 564065DE, 564005DE, 564060DE and 564000DE), with waterproof seal, with 2 setting positions.
- Delivered pre-mounted.
- **Complies with French standard NF D12-208.**
- **Compatible with solid wall finishes from 10 - 120mm.**

Available in 2 versions:
Self-supporting frame system with large feet to fix to load-bearing floors.
Wall-mounted frame system to fix to load-bearing walls.

Fitted with TEMPOFLUX 3 F¾" time flow direct flush valve:
- Satin finish stainless steel wall plate 210 × 162mm or chrome-plated metal wall plate 170 × 170mm.
- Waterproof recessing housing.
- **Soft-touch operation.**
- **Dual flush 3L/6L, can be adjusted to 2L/4L.**
- **AB anti-blocking system.**
- Backflow prevention device inside the housing.
- Integrated stopcock and flow rate adjuster.
- Acoustic level complies with European standard EN 12541 class II.
- Compatible with sea water and grey water.

Technical characteristics: *see TEMPOFLUX 3 page 195.*

Provisional availability: 1st half 2020.
Please contact the sales office to check availability.

TEMPOFIX 3 with TEMPOFLUX 3	
With satin finish stainless steel wall plate	
Self-supporting model	**564065 + 763000**
Wall-mounted model	**564060 + 763000**
With chrome-plated metal wall plate	
Self-supporting model	**564065 + 763040**
Wall-mounted model	**564060 + 763040**

For Ø 90mm (or 110mm) soil pipe outlet versions:
add "BE" (or "DE") after the reference for kit 1
Options: wall fixings and sleeve connector *(see page 224)*
Connection kit for disabled WC *(see page 224)*

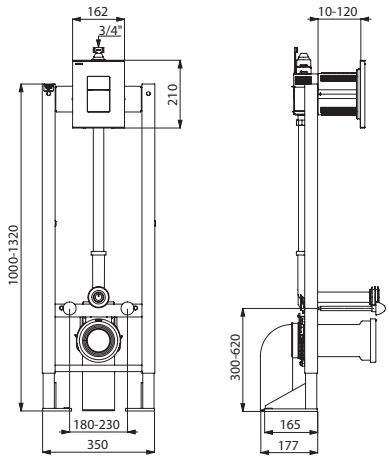

564065 + 763000

FRAME SYSTEMS

- **Specifically designed for public and commercial places**: space saving, easy to clean, withstands intensive use
- **Easy to install**: frame system delivered pre-mounted
- **Hygiene**: no water stagnation (reduces bacterial development)
- **Efficiency and water savings**: direct flush reduces the risk of leaks, powerful and constantly available flush, 3L/6L dual flush

TEMPOFIX 3 with TEMPOFLUX 2

Frame system for narrow walls



- Black powder-coated steel frame.
- Frame height can be adjusted from 0 - 200mm (with 1m mark).
- Ø 32mm flush tube with Ø 55mm connection washer.
- Soil pipe:
  - PVC, Ø 100mm outlet to be glued onto the waterproof seal, with 2 setting positions (ref. 578305, 578300, 578400 and 578405).
  - ABS, with Ø 90mm HDPE sleeve connector (ref. 578305BE 578300BE, 578400BE and 578405BE) or Ø 110mm (ref. 578305DE, 578300DE, 578400DE and 578405DE), with waterproof seal, with 2 setting positions.
- Delivered pre-mounted.
- **Complies with French standard NF D12-208.**
- **For walls from 10 - 35mm.**

Available in 2 versions:
Self-supporting frame system with large feet to fix to load-bearing floors.
Wall-mounted frame system to fix to load-bearing walls.

Fitted with TEMPOFLUX 2 time flow direct flush valve:
- Ø 195mm chrome-plated metal wall plate with concealed fixings.
- **Available with 6L single flush or 3L/6L dual flush** (can be adjusted to 2L/4L).
- **Soft-touch operation.**
- Vacuum breaker.
- **Stopcock and flow rate/volume adjuster.**
- Solid brass body and shock-resistant, scale-resistant mechanism.
- In-line inlet M¾".
- Acoustic level complies with European standard EN 12451 class II.

Technical characteristics: *see TEMPOFLUX 2 page 197.*

TEMPOFIX 3 with TEMPOFLUX 2 for walls from 10 - 35mm	
Self-supporting model	
3L/6L dual flush (DELABIE patented)	**578305 + 578222**
6L single flush (6L flush, can be adjusted to 9L)	**578305 + 578212**
Wall-mounted model	
3L/6L dual flush (DELABIE patented)	**578300 + 578222**
6L single flush (6L flush, can be adjusted to 9L)	**578300 + 578212**

For Ø 90mm (or 110mm) soil pipe outlet versions:
add "BE" (or "DE") after the reference for kit 1
Options: wall fixings and sleeve connector *(see page 224)*
Connection kit for disabled WC *(see page 224)*

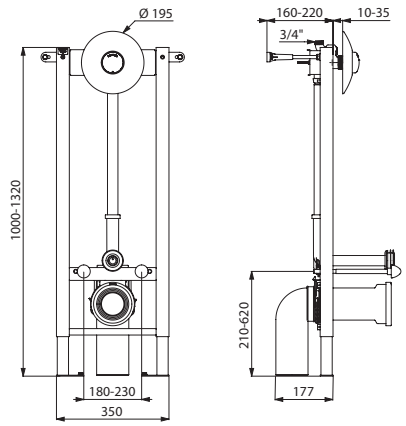

578300 + 578212

- **Specifically designed for public and commercial places**: space saving, easy to clean, withstands intensive use
- **Easy to install**: frame system delivered pre-mounted
- **Hygiene**: no water stagnation (reduces bacterial development)
- **Efficiency and water savings**: direct flush reduces the risk of leaks, powerful and constantly available flush, 3L/6L dual flush

TEMPOFIX 3 with TEMPOFLUX 2

Frame system for semi-thick or thick walls



- See opposite for technical description.
- **For semi-thick solid walls from 30 - 60mm or thick walls from 70 - 130mm.**
- Available with 6L single flush or 3L/6L dual flush (can be adjusted to 2L/4L).

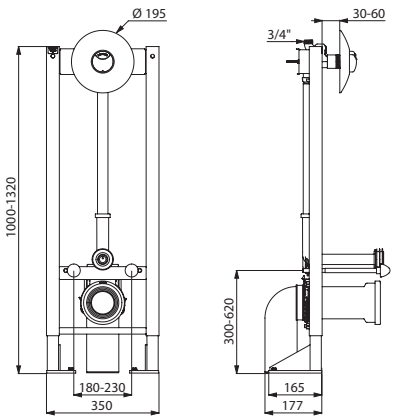

578405 + 578222

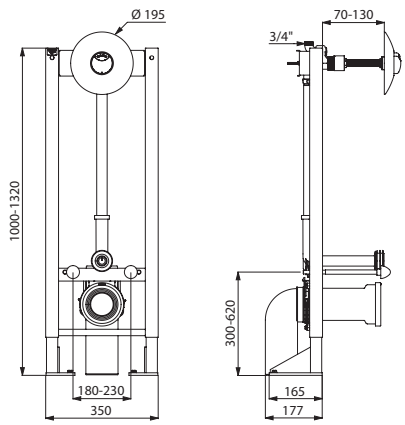

578305 + 578230

TEMPOFIX 3 with TEMPOFLUX 2 for semi-thick walls from 30 - 60mm	
Self-supporting model	
3L/6L dual flush (DELABIE patented)	**578405 + 578222**
6L single flush (6L flush, can be adjusted to 9L)	**578405 + 578212**
Wall-mounted model	
3L/6L dual flush (DELABIE patented)	**578400 + 578222**
6L single flush (6L flush, can be adjusted to 9L)	**578400 + 578212**
TEMPOFIX 3 with TEMPOFLUX 2 for thick, solid walls from 70 - 130mm	
Self-supporting model 3L/6L dual flush (DELABIE patented)	**578305 + 578230**
Wall-mounted model 3L/6L dual flush (DELABIE patented)	**578300 + 578230**

For Ø 90mm (or 110mm) soil pipe outlet versions: add "BE" (or "DE") after the reference for kit 1
Options: wall fixings and sleeve connector *(see page 224)*
Connection kit for disabled WC *(see page 224)*

RECOMMENDATIONS

For dry walls / plasterboard walls:
Wall thickness: 10 - 35mm



For semi-thick gypsum block walls:
Wall thickness: 30 - 60mm



For thick brick or cinder block walls:
Wall thickness: 70 - 130mm



Wall fixings



- Fixing kit for upper section of TEMPOFIX 3 frame system.
- 2 chrome-plated metal wall fixings, for reinforcing upper section of frame system.
- For installing if floors are non-load bearing.

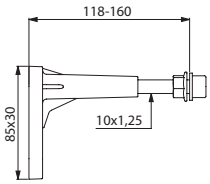

578MUR

TEMPOFIX 3 wall fixings	**578MUR**

Sleeve connector



- For horizontal evacuation.
- PVC or High-density polyethylene (HDPE).

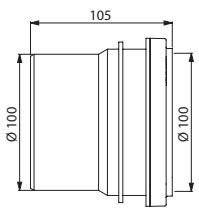

578100

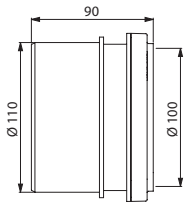

578110

Sleeve connector	
PVC, Ø 100/100mm	**578100**
HDPE, Ø 100/90mm	**578090**
HDPE, Ø 100/110mm	**578110**

Connection kit for disabled WCs



- Extended supply tube Ø 32mm, L. 580mm.
- Ø 55mm connection washer.

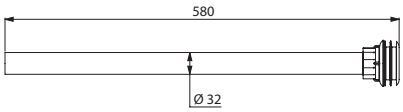

578PMR

Connection kit for disabled WCs	**578PMR**




DELABIE

Secure Sector



BASIN CONTROLS 230



SHOWER CONTROLS 232



URINAL CONTROLS 234



WC CONTROLS 235





TEMPOFLUX 2 time flow direct flush valve **762150 -** SHA 700 squat WC **113610 -** Jumbo toilet paper dispenser **2911**
TEMPOMATIC electronic basin tap **441157 -** Soap dispenser **729150 -** CANAL wash trough **120250 -** Stainless steel rectangular mirror **3458**

SPECIFICALLY DESIGNED FOR THE SECURE SECTOR

High resistance to vandalism
DELABIE's water controls have been specifically designed to withstand intensive use and vandalism, both voluntary and involuntary.
The specific ergonomics of the products (streamlined design, tamperproof fixings, robust design) prevent any risk of harm.
Designed to be installed cross wall in service ducts, this equipment prevents the user from having access to the control mechanisms.
The control buttons, bodies, spouts and shower heads are made from chrome-plated solid brass.
Shock-resistant push-button limiters protect the mechanisms from the most heavy-handed users.
Streamlined designs and detection sensors flush to the wall prevent any risks of unwanted removal.
The fixings are reinforced. The anti-rotating pin means that the whole body is securely fixed to the wall. The connecting nut ensures correct in-line installation of the push-button control and valve, resulting in ensured activation with every operation.

Superior endurance
The time flow mechanisms in DELABIE's water controls are hard-wearing. The hydraulic timing system with a calibrated groove is self-cleaning, which extends its lifespan to over 500,000 operations.
There is no metal-metal or metal-plastic friction, ensuring reliable and durable timing.
The detection system for electronic controls: infrared active pulse technology is the most reliable. It cannot be adjusted or affected by variations in light levels.

Easy to install
The threaded rods for cross wall installation can be cut to the desired length. Simply connect the water supply to the flexibles.

Minimal servicing
DELABIE guarantees minimal servicing.
The flow straighteners, nozzles and mechanisms are made from scale-resistant materials (Hostaform®).
Self-cleaning mechanisms are protected by filters.

Simple to maintain
The spare parts are standardised to ensure quick and easy replacement by maintenance staff.
The whole of the system is integrated within an interchangeable cartridge which can be accessed without having to remove the mixer or tap.
Installation in service ducts enables the maintenance staff to access the device outside of the area of use which facilitates and secures their work.

10-year warranty against any manufacturing defects.

WATER SAVINGS

Water savings
Water saving is also a concern for the secure sector. Secure facilities accommodate people prone to acts of vandalism who are more likely to waste water voluntarily. DELABIE's fittings deliver water savings during conventional use but also prevent excessive consumption due to abuse.

- **Automatic shut-off and split delivery**
  The flow shuts off automatically when hands are removed from the detection zone for electronic versions, or after several seconds for time flow versions. DELABIE's water controls remove the risk of waste through negligence.
  The time flow is reduced to the necessary minimum (wetting, rinsing).
- **Regulated flow rate**
  The flow rate is regulated at 3 lpm for basins, 6 lpm for showers and 3L/6L for the TEMPOFLUX 2 WC range, which can be adjusted to 2L/4L.

Anti-blocking system
To avoid abuse and waste, TEMPOSTOP time flow models can be fitted with an AB anti-blocking system. This prevents the valve from being blocked in the open position. Water will not flow unless the push-button is released.
On TEMPOMATIC electronic models, the valve will block temporarily in case of abuse.

HYGIENE AND CONTROLLING BACTERIAL PROLIFERATION

Automatic shut-off with no manual contact
No manual contact after washing prevents the spread of germs by hand.

Anti-bacterial duty flush programme
DELABIE's electronic water controls have a duty flush programme. An automatic flush takes place every 12 or 24 hours after the last use (basins, showers and urinals).

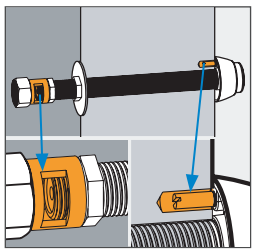

Cross wall time flow control with anti-rotating pin and connecting nut

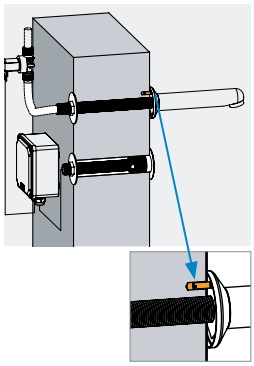

Cross wall electronic control with anti-rotating pin



Anti-blocking system



Hygiene and controlling bacterial proliferation

- **Water savings**: 90%
- **Vandal-resistant**: chrome-plated solid brass, cross wall installation
- **Maintenance**: LED diagnostic aids
- **Hygiene**: no manual contact and anti-bacterial duty flush



TEMPOMATIC

Cross wall electronic basin tap



- **Independent IP65 electronic control unit.**
- **230/12V mains supply with transformer.**
- **Flow rate pre-set at 3 lpm** at 3 bar, can be adjusted from 1.5 - 6 lpm.
- **Scale-resistant flow straightener.**
- **Adjustable duty flush**
  (pre-set flush ~60 seconds every 24 hours after last use).
- Shock-resistant infrared presence detection sensor for walls ≤ 155mm.
- Anti-blocking security.
- Solenoid valve with integrated filter.
- Chrome-plated fixed spout L. 170mm for walls ≤ 165mm with anti-rotating pin.
- Wall plate flush to the wall.
- Threaded rods can be cut to size.

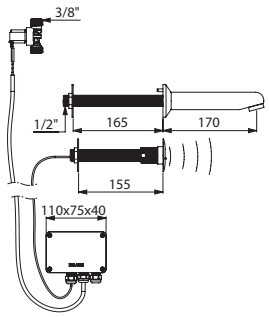

441157

TEMPOMATIC cross wall basin tap	
M⅜"	**441157**
Ø 15mm for compression fittings	**44115715**

We recommend installing a TMV *(see page 129)*
Alternative spout and cross wall lengths available on request

- **Water savings**: 85%
- **Vandal-resistant**: chrome-plated solid brass, cross wall installation, anti-blocking system (AB)

TEMPOMIX
Cross wall time flow basin mixer



- **Temperature control and operation via the push-button.**
- **Time flow ~7 seconds.**
- **Flow rate pre-set at 3 lpm** at 3 bar, can be adjusted from 1.5 - 6 lpm.
- **Tamperproof scale-resistant flow straightener.**
- Chrome-plated solid brass body M¾".
- Chrome-plated metal push-button.
- Filters and non-return valves.
- Adjustable maximum temperature limiter.
- Tamperproof cross wall control ≤ 220mm.
- Tamperproof fixed cross wall spout ≤ 230mm.
- System for fixing to the wall via anti-rotating pin, back-nut and connection clamp.
- Threaded rods can be cut to size.

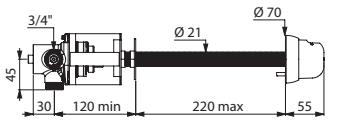

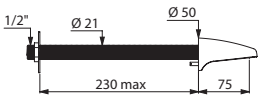

795209

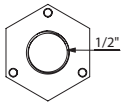

826315

TEMPOMIX cross wall basin mixer	
TEMPOMIX cross wall	**795209**
Back nut F½" with 3 screws *(reinforcing clamp behind the wall)*	**826315**

Alternative cross wall lengths (up to 400mm, min. 200 units) available on request

TEMPOSTOP
Cross wall time flow basin tap



- **Time flow ~7 seconds.**
- **Flow rate pre-set at 3 lpm** at 3 bar, can be adjusted from 1.5 - 6 lpm.
- **Tamperproof scale-resistant flow straightener.**
- Chrome-plated solid brass body M½".
- Cross wall tamperproof control(s) can be cut to size.
- Tamperproof fixed cross wall spout.
- Anti-rotating pin and back nut.
- **AB anti-blocking system:** water only flows when push-button is released.
- Available with 1 or 2 controls and different wall thicknesses.

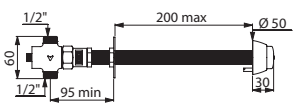

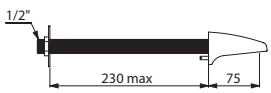

741943

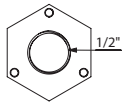

826315

TEMPOSTOP cross wall basin tap	
Walls ≤ 200mm, 1 control with anti-rotating pin	**741943**
Walls ≤ 147mm, 2 controls	**741945**
Back-nut F½" with 3 screws *(reinforcing clamp behind the wall)*	**826315**

We recommend installing a TMV *(see page 129)*
Alternative wall lengths (L. 150 - 400mm) available on request

SECURE SECTOR

- **Water savings**: 80%
- **Vandal-resistant**: chrome-plated solid brass, cross wall installation
- **Hygiene**: no manual contact, anti-bacterial duty flush
- **Maintenance**: LED diagnostic aids



TEMPOMATIC

Cross wall electronic shower kit





- **TEMPOMATIC electronic valve** for mixed water supply.
- For walls ≤ 155mm.
- Power supply by electronic control unit with solenoid valve ½".
- 230/12V transformer.
- **2 operation modes:**
  - automatic activation via presence detection.
  - voluntary ON/OFF activation by passing hand in front of sensor ~10 cm.
- **Duty flush** (~60 seconds every 24 hours after the last use).
- **Adjustable time flow** 30 - 60 seconds.
- **Flow rate 6 lpm** at 3 bar with chrome-plated, tamperproof, scale-resistant **ROUND shower head** with automatic flow rate regulation.
- Chrome-plated solid brass.
- Wall plate flush to the wall.
- Threaded rods can be cut to size.

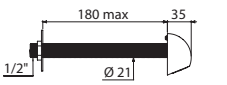

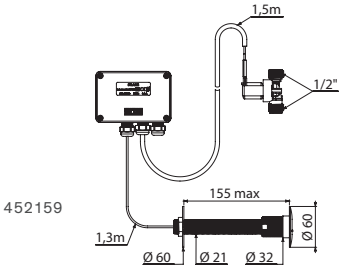

452159

TEMPOMATIC cross wall shower kit	
Shower kit with ROUND shower head	**452159**
Shower control without shower head	**452150**

We recommend installing a TMV *(see page 129)* and a floor trap *(see page 119)*

- **Water savings**: 80%
- **Vandal-resistant**: chrome-plated solid brass, cross wall installation

TEMPOMIX
Cross wall time flow shower kit



- **TEMPOMIX ¾" single control mixer.**
- For walls ≤ 220mm.
- Temperature control and operation via the push-button.
- Maximum temperature limiter (can be adjusted by the installer).
- **Ligature-resistant collar.**
- **Soft-touch operation.**
- **Time flow ~30 seconds.**
- **Flow rate 6 lpm** at 3 bar.
- Chrome-plated, tamperproof, scale-resistant **ROUND shower head** with automatic flow rate regulation.
- Solid brass valve body and shower head.
- Integrated filters and non-return valves.
- **Chrome-plated metal push-button.**
- Threaded rods can be cut to size.

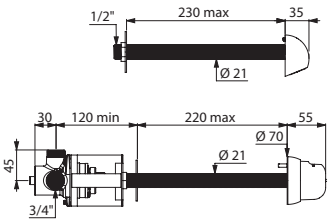

796209

TEMPOMIX cross wall shower kit	796209
Other cross wall lengths available on request (minimum 200 units)	

TEMPOSTOP
Cross wall time flow shower kit



- **TEMPOSTOP M½" time flow valve** for mixed water supply.
- For cross wall installation.
- **Time flow ~15 or 30 seconds.**
- **Flow rate 6 lpm** at 3 bar.
- Chrome-plated, tamperproof, scale-resistant **ROUND shower head** with automatic flow rate regulation.
- Chrome-plated solid brass.
- Concealed fixings and anti-rotating pin.
- Threaded rods can be cut to size.
- **Available with AB anti-blocking system:** water only flows when push-button is released.

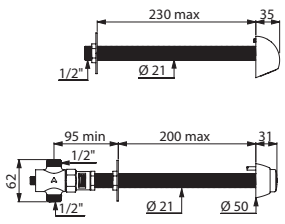

747214

TEMPOSTOP cross wall shower kit	
For walls ≤ 150mm, ~30 seconds	749159
For walls ≤ 200mm, AB system, ~15 seconds	747214
Back-nut with 3 screws *(reinforced clamp behind the wall)*	826315
We recommend installing a TMV *(see page 129)* and a floor trap *(see page 119)*	

- **Water savings**: 60 %
- **Vandal-resistant**: chrome-plated solid brass, cross wall installation, concealed fixings

TEMPOMATIC
Cross wall electronic urinal valve



- **Mains supply,** electronic control unit 12V with solenoid valve, filter and stopcock M½".
- For cross wall installation.
- Shock-resistant infrared presence detection sensor.
- **Detection distance, time flow and flow rate can be adjusted** during installation.
- We recommend a 230/12V transformer *(see below)*.
- **Detection delay is 3 seconds.**
- **Automatic pre-rinse** is possible.
- **Time flow 3 seconds,** can be adjusted from 3 - 12 seconds.
- **Hygienic duty flush** every 24 hours after last use: prevents vacuums.
- Flow rate 0.3 L/sec. at 3 bar, can be adjusted.
- Wall plate flush to the wall.
- Threaded rod can be cut to size.

For version with TEMPOFIX 3 frame system: *see page 212.*

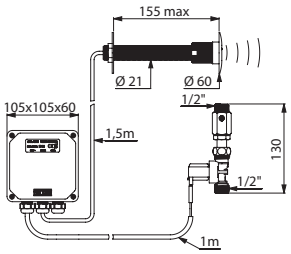

428150

TEMPOMATIC cross wall urinal valve	
For walls ≤ 155mm	**428150**
For walls ≤ 225mm	**428200**
Transformer 230/12V for 1 - 5 TEMPOMATIC urinals	
Without housing	**406000**
In a waterproof housing	**406220**

Alternative cross wall lengths available on request

TEMPOSTOP
Cross wall time flow urinal valve



- For standard or siphon action urinals.
- For walls ≤ 200mm.
- **Time flow ~3 seconds.**
- **Flow rate pre-set at 0.15 L/sec.** at 3 bar, can be adjusted.
- Solid brass body M½".
- Control base plate with anti-rotating pin.
- Connecting nut.
- Threaded rod can be cut to size.

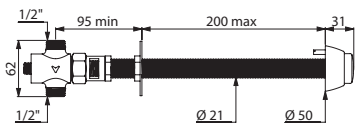

777200

TEMPOSTOP cross wall urinal valve	
	777200

Alternative cross wall lengths available on request

- **Efficiency and water savings**: direct flush reduces the risk of leaks, powerful flush is available instantly
- **Vandal-resistant**: chrome-plated brass, cross wall installation, concealed fixings
- **Hygiene**: automatic flush with no manual contact, no water stagnation (reduces bacterial development)
- **Comfort**: voluntary activation or automatic flush

TEMPOMATIC

Cross wall electronic flush valve



- Mains supply with 1" solenoid valve.
- 230/12V transformer.
- IP65 independent electronic unit.
- For cross wall installation.
- Shock-resistant infrared presence detection sensor.
- **Voluntary activation** (when hand is detected ~10cm in front of the sensor) or **automatic flush** when the user leaves.
- **Time flow ~7 seconds,** can be adjusted from 3 - 12 seconds.
- **Detection distance, flow rate and flush volume can be adjusted.**
- Stopcock FF1".
- Vacuum breaker Ø 32mm.
- Connection washer Ø 32/55mm.
- Wall plate flush to the wall.
- Threaded rod can be cut to size.
- Base flow rate: 1 L/sec.
- Suitable for rimless WC pans.

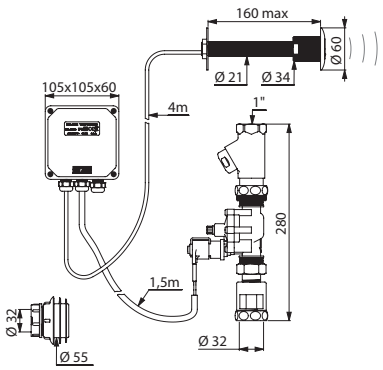

463150

TEMPOMATIC cross wall flush valve	
For walls ≤ 30 mm	**463030**
For walls ≤ 160 mm	**463150**
For walls ≤ 225 mm	**463200**
Alternative cross wall lengths available on request	



- **Efficiency and water savings**: direct flush reduces the risk of leaks, powerful flush is available instantly, 3L/6L dual flush
- **Vandal-resistant**: solid brass, cross wall installation
- **Hygiene**: no water stagnation (reduces bacterial development)
- **Comfort**: soft-touch operation, low acoustic level complies with European standard EN 12541 class II

TEMPOFLUX 2

Cross wall time flow flush valve



- For walls ≤ 140mm.
- **3L/6L dual flush** can be adjusted to 2L/4L.
- **Soft-touch operation.**
- **Vacuum breaker.**
- **Integrated stopcock and flow rate/flush volume adjuster.**
- Solid brass body.
- Chrome-plated metal push-button.
- In-line inlet M¾".
- Outlet connection for PVC tube Ø 26/32mm.
- Threaded rod can be cut to size.
- **Acoustic level complies with European standard EN 12541 class II.**
- Base flow rate: 1 L/sec.
- Suitable for rimless WC pans.

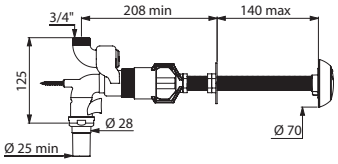

762150

TEMPOFLUX 2 cross wall flush valve	762150

Vandal-resistant

A cross wall installation is the most appropriate solution to withstand any risk of vandalism.
With its chrome-plated metal push-button flush to the wall, the valve cannot be ripped off.

Maintenance

Any maintenance on the cross wall TEMPOFLUX 2 is done via service ducts. It provides the installer with a higher level of security in the secure sector and better access.
Cartridges are easy to change without having to remove the valve.

Efficient direct flush

The flush valve is connected directly to the water supply. Employing the pressure from the system, the flush is more effective.
Direct flush is always available, even for successive flushes. There is no delay while the cistern refills.
Solving the problem of intensive use (playtime in schools, half-time at a football match, break in a factory, concert interlude, etc.).

Water savings

TEMPOFLUX 2 has a 3L/6L dual flush which optimises flushing and water savings. The flush volume can be adjusted to 2L/4L to achieve the highest standards for international labels.
For more information see page 8.

Direct flush reduces the risk of leaks, unlike cisterns, where drips and leaks can go unnoticed and generate large water bills.

Comfort

Thanks to its soft-touch operation, TEMPOFLUX 2 cross wall can be operated by all users.
The acoustic level is low and complies with the requirements of the European standard EN 12541 class II.

Design

TEMPOFLUX 2 has a timeless design.
It fits in perfectly with any type of public and commercial building.
In prison, products must be resistant and secure: concealed mechanisms, streamlined designs, etc.
The smooth shape of the TEMPOFLUX 2 reduces the build-up of dirt and facilitates cleaning.

- **Efficiency and water savings**: direct flush reduces the risk of leaks, powerful flush is available instantly
- **Vandal-resistant**: chrome-plated solid brass, cross wall installation
- **Hygiene**: no water stagnation (reduces bacterial development)

TEMPOFLUX 1

Cross wall time flow flush kit



- For cross wall installation.
- **Soft-touch operation.**
- **Time flow ~7 seconds.**
- **Vacuum breaker.**
- **Integrated stopcock and flow rate/flush volume adjuster.**
- Solid brass body and chrome-plated push-button.
- In-line inlet M¾".
- Connection washer Ø 32/55mm.
- Threaded rod can be cut to size.
- Base flow rate: 1 L/sec.
- Available with or without PVC flush tube Ø 32mm.

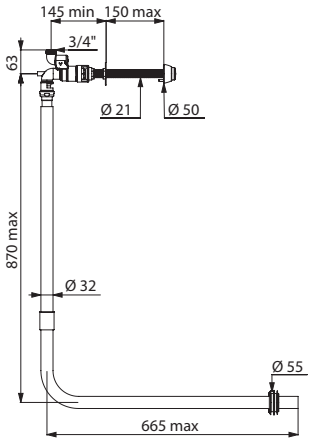

761700

TEMPOFLUX 1 cross wall flush kit	
For walls ≤ 150mm, with PVC tube	**761700**
For walls ≤ 200mm, without tube	**761200**
Alternative cross wall lengths available on request	

TEMPOCHASSE

Cross wall time flow flush kit



- For walls ≤ 190mm.
- **Time flow ~7 seconds.**
- **Vacuum breaker.**
- **In-line rough brass stopcock and flow rate/flush volume adjuster.**
- Solid brass body and chrome-plated push-button.
- Shock-resistant mechanism.
- In-line inlet F1".
- Connection washer Ø 32/55mm.
- Threaded rod can be cut to size.
- Base flow rate: 1.2 L/sec.
- Available with or without PVC flush tube Ø 32mm.

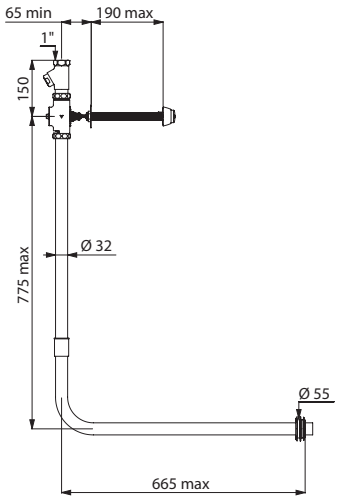

760700

TEMPOCHASSE cross wall flush kit	
With PVC elbow flush tube Ø 32mm	**760700**
Without flush tube	**760150**
Alternative cross wall lengths available on request	



Safety controls



SAFETY SHOWERS
242



EYE WASH STATIONS
244

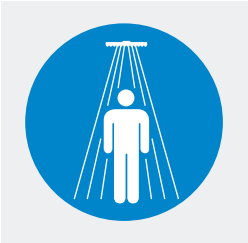

Even, conical flow



Optimised rinsing for eyes



Frost-free system comes as standard



SAFETY CONTROLS: SPECIFICALLY DESIGNED FOR RAPID DECONTAMINATION

In order to address the risk of contamination to the body, face and/or eyes posed by harmful chemicals, DELABIE has developed a range of safety controls. DELABIE's safety showers and eye wash stations provide users with an efficient decontamination facility at the site of the incident, especially during the initial treatment phase.

Safety
The shower head with spray diffuser ensures an optimised spray for the whole body. The diameter and orientation of the diffuser ensures an even, conical flow.

The spray heads are fitted with aerators and stainless steel double filters to prevent any large debris in the water pipes coming into contact with the eyes. Protective caps prevent dust and other airborne contaminants entering the valve. The controls are easy to access.

Reliable
DELABIE's safety controls are fitted with frost-free mechanisms as standard *(see below)*.
They are made from corrosion-resistant materials.

Frost-free system as standard
Most safety equipment is installed outside or in buildings that are not heated.
DELABIE's safety controls are fitted with frost-free systems as standard and can be installed inside or outside buildings.
The frost-free system ensures that the riser column and shower head will deliver a proper spray with every use *(see below)*.
The upstream supply pipework must also be protected from freezing temperatures.

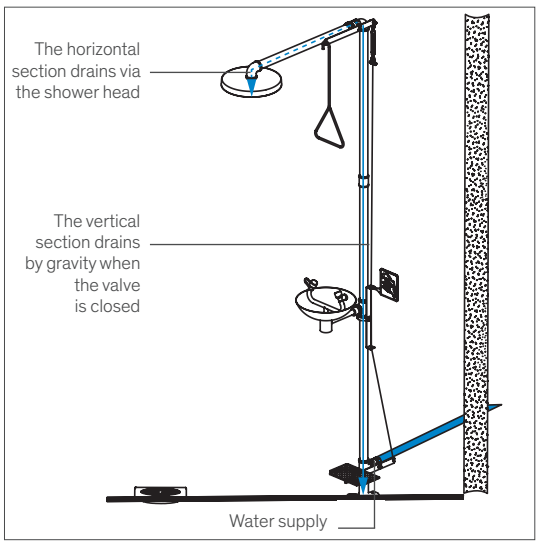

Efficient
DELABIE's safety controls deliver large flow rates which ensure rapid decontamination:
- Eye wash stations: flow rate 20 lpm at 3 bar.
- Showers: flow rate 70 lpm at 1 bar dynamic pressure (120 lpm at 3 bar dynamic pressure).

The diameter and position of the 74 holes in the shower head are designed for optimised rinsing.

User comfort
The protective caps eject automatically with the pressure when the equipment is activated.
The spray heads are fitted with aerators which ensure a gentle spray to avoid further injury to the user.

Quick to install
DELABIE's safety controls are quick and easy to install. A mixed, potable water supply should be considered (DELABIE recommends installing a pre-mixer or a thermostatic mixing valve depending on the nature and flow rate of the equipment, *see page 129)*.
So that the location of safety controls can be easily identified, green identification signs are supplied with each item.

Easy to operate
DELABIE's safety controls are designed to be quick and easy to operate.
Water flows when the triangular handle is pulled, the foot pedal is pressed or the hand control is pulled towards the user.

Compliance
DELABIE's safety controls comply with the following European standards:
- safety showers: European standard EN15154-1.
- eye wash stations: European standard EN15154-2.
- identification signs: International standard ISO 3864-1 covering graphic symbols, safety colours and safety signs in the work place and public places. This standard is included in the European directive 92/58/CEE standard.

Easy to maintain
Standard parts can be replaced without dismantling the equipment. Maintenance staff can change the parts quickly and easily.
The equipment must be checked every 15 days to ensure that it is in good working order.

10-year warranty against any manufacturing defects.



CIRCULAR SHOWER HEAD
Even, conical flow

IDENTIFICATION SIGN FOR SAFETY SHOWERS

ERGONOMIC HANDLE
activates shower and eye wash simultaneously

GALVANISED STEEL RISER COLUMN
Reliable

IDENTIFICATION SIGN FOR EYE WASH STATIONS

EYE WASH STATION WITH GENTLE SPRAY
User comfort

STAINLESS STEEL BASIN
Reliable

HAND CONTROL
activates eye wash

DRAINAGE
F1¼"

FOOT CONTROL
activates eye wash

WATER INLET F1"

BRASS FIXING PLATE
Reliable

Displayed model: Eye wash and shower combination (ref. 9203)

- **Effective**: large flow rates for rapid decontamination
- **Frost-free protection**: frost-free system as standard, riser column and shower head drain
- **Comfort**: quick and easy to activate, gentle spray for users

Eye wash and shower combination

Free-standing



- **Frost-free system as standard.**
- 304 stainless steel basin Ø 250mm with green finish.
- Eye wash spray heads fitted with protective caps in shock-resistant, green ABS. Caps eject automatically when eye wash is activated.
- **Flow rate 20 lpm** at 3 bar, aerators with stainless steel double filters.
- Circular shower head Ø 250mm in green, shock-resistant ABS.
- **Flow rate 70 lpm** at 1 bar dynamic pressure (120 lpm at 3 bar dynamic pressure).
- Water supply F1".
- Pipes made from galvanised steel, grey powder-coated finish. Triangular pull handle in green powder-coated brass. Hand and foot controls in green powder-coated galvanised steel.
- Fixed to the floor by a brass plate (screws not included).
- Supplied with identification signs for first aid equipment: "Safety Shower" and "Safety Eye Wash".

Operation:
¼-turn, nickel-plated brass valves open and close quickly.

Simultaneous eye wash and shower:
- Water flows simply by pulling on the triangular handle. The flow will continue even when the handle is released.
- The flow will stop when the handle is returned to its original position.

Eye wash only:
- Water flow is operated by the foot pedal or the hand control. The eye wash will continue to flow when the pedal or hand control is released.
- The water flow will stop when the hand control is pulled towards the user or the foot pedal is raised.

The water does not shut off automatically, allowing the injured person to have both hands free (to remove their clothing, keep their eyes open, etc.).

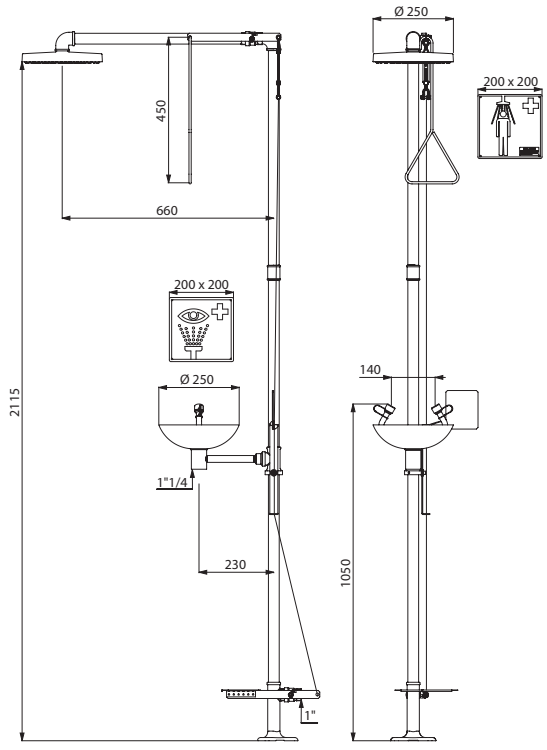

9203

Eye wash and shower combination	9203
We recommend installing a TMV *(see page 129)*	

- **Effective**: large flow rate for rapid decontamination
- **Frost-free protection**: frost-free system as standard, shower head drains
- **Comfort**: quick and easy to activate, gentle spray for users

Wall-mounted recessed safety shower

Horizontal model with manual control



- **Frost-free system as standard.**
- Circular shower head Ø 250mm in green, shock-resistant ABS.
- ¼-turn, nickel-plated brass valve opens and closes quickly.
- Water flows simply by pulling on the triangular handle.
- The flow will continue even when the handle is released.
- The flow will stop when the handle is returned to its original position.
- **Flow rate 70 lpm** at 1 bar dynamic pressure (120 lpm at 3 bar dynamic pressure).
- Water supply F1".
- Pipes made from galvanised steel, grey powder-coated finish. Triangular pull handle in green powder-coated brass.
- Supplied with identification sign for first aid equipment: "Safety Shower".
- For cross wall installation, with recessed supply, or for mounting on a false ceiling (we recommend a 1" mounting bracket).

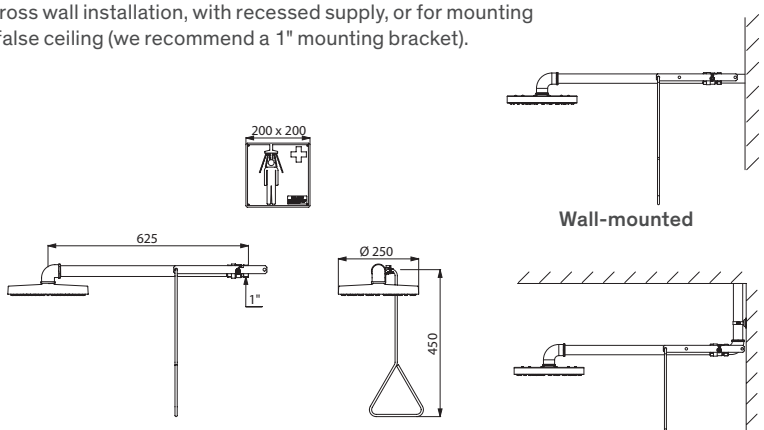

9108

Wall-mounted

Ceiling-mounted

Wall-mounted safety shower	9108

We recommend installing a TMV *(see page 129)*

Additional fitting



Shower head:

- Circular shower head Ø 250mm M1".
- Green, shock-resistant ABS.
- **Flow rate 70 lpm** at 1 bar dynamic pressure (120 lpm at 3 bar dynamic pressure).
- Water supply F1".

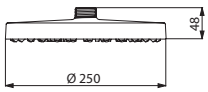

9225

Shower head	9225

- **Effective**: large flow rate for rapid decontamination
- **Safety**: eye wash spray heads fitted with protective caps, stainless steel filters stop debris coming into contact with eyes
- **Frost-free protection**: frost-free system as standard, free-standing model drains automatically
- **Comfort**: quick and easy to activate, gentle spray for users

Wall-mounted eye wash station
Manual control



- Green powder-coated 304 stainless steel basin Ø 250mm.
- Eye wash spray heads fitted with protective caps in green ABS; will eject automatically when activated.
- ¼-turn, nickel-plated brass valve opens and closes quickly.
- Water flow is activated by the hand control. The eye wash will continue to operate when the hand control is released.
- The water flow will stop when the hand control is pulled towards the user.
- **Flow rate 20 lpm** at 3 bar, aerators with stainless steel double filters.
- Water supply M½".
- Pipes made from galvanised steel, powder-coated grey finish.
- Hand control in green powder-coated galvanised steel.
- Wall-mounted on a brass plate (screws not included).
- Supplied with identification sign for first aid equipment: "Safety Eye Wash".

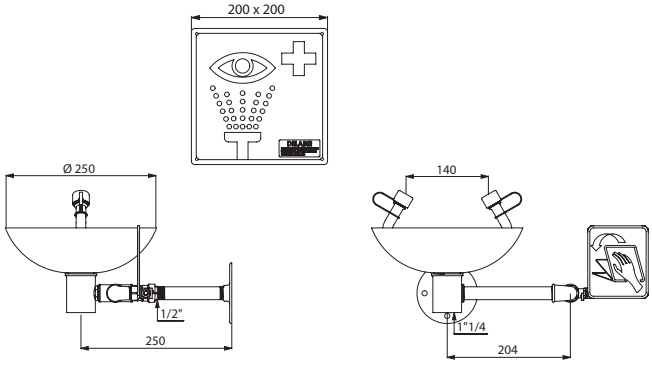

9102

Wall-mounted eye wash station	9102

We recommend installing a TMV *(see page 129)* and a floor trap *(see page 119)*

Free-standing eye wash station
Manual and pedal control



- **Frost-free system as standard.**
- Green powder-coated 304 stainless steel basin Ø 250mm.
- Eye wash spray heads fitted with protective caps in green ABS; will eject automatically when activated.
- ¼-turn, nickel-plated brass valves open and close quickly.
- Water flow is activated by hand or foot control. The eye wash will continue to operate when the hand or foot control is released.
- The water flow will stop when the hand control is pulled towards the user or the foot pedal is raised.
- **Flow rate 20 lpm** at 3 bar, aerators with stainless steel double filters.
- Water supply F1".
- Pipes made from galvanised steel, powder-coated grey finish.
- Hand and foot controls in green powder-coated galvanised steel.
- Fixed to the floor by a brass plate (screws not included).
- Supplied with identification sign for first aid equipment: "Safety Eye Wash".

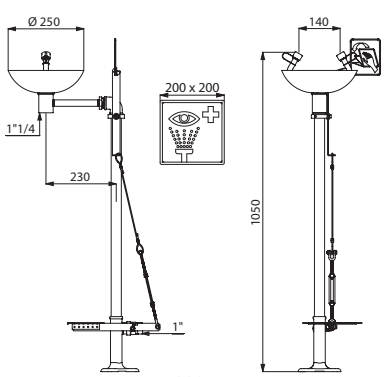

9201

Free-standing eye wash station	9201

We recommend installing a TMV *(see page 129)* and a floor trap *(see page 119)*

- **Effective**: large flow rate for rapid decontamination
- **Safety**: eye wash spray heads fitted with protective caps, stainless steel filters stop debris coming into contact with eyes
- **Comfort**: ergonomic grip in green polypropylene

Trigger-operated eye wash - dual / single spray

Trigger-operated



- Eye wash spray heads fitted with protective caps in green ABS; will eject automatically when activated.
- Press the trigger to operate eye wash spray.
- A spring automatically shuts off spray.
- Aerator with stainless steel double filters.
- Ergonomic grip and trigger in green polypropylene.
- Supplied with identification sign for first aid equipment: "Safety Eye Wash".

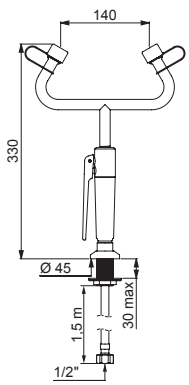

9141

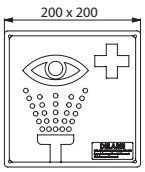

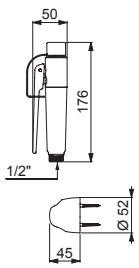

9120C

Trigger-operated eye wash - dual spray (flow rate 9 lpm)	
Wall-mounted with support	**9121**
Deck-mounted, flexible L. 1.50m 15 × 100 ½"	**9141**
Trigger-operated eye wash - single spray (flow rate 6 lpm)	
Wall-mounted with support	**9120C**
Deck-mounted, flexible L.1.50m 15 × 100 ½"	**9140C**

We recommend installing a TMV *(see page 129)* and a floor trap *(see page 119)*

Additional Fittings



Aerator F22/100:

- Aerator F22/100 with grid for comfortable spray.
- For hand sprays ref. 9120C, 9140C, 9121 and 9141 or for eye wash stations ref. 9102, 9201 and 9203.



A22D75

Aerator F22/100	
For hand sprays	**A22D75**
For eye wash stations	**A22LY75**



Protective caps for aerators:

- Protective caps in green, shock-resistant ABS to protect the spray heads.
- Eject automatically when eye wash is activated.
- Supplied in packs of 2.

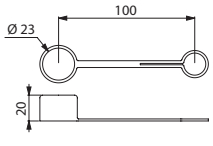

91AA75

Protective caps	**91AA75**






DELABIE



















Sanitary technical data
Spare parts
Certification
Reference index

SANITARY TECHNICAL DATA
248

SPARE PARTS
252

CERTIFICATION
258

REFERENCE INDEX
260

GENERAL RULES FOR SANITARY INSTALLATIONS

Sanitary installations must comply with local and national water supply regulations (Water Supply Regulations, Scottish Bylaws, NF P 41-205, REEF) by-laws and building and plumbing regulations.
These are, however, often incomplete for installations fitted with time flow controls.
They require a particular assessment.
Pipework diameters are often chosen depending on the flow rate they provide to the different points-of-use, their development, the distribution height and the minimum static pressure available.

CALCULATION CRITERIA FOR WATER SUPPLY PIPES

Number of time flow valves: (x) per installation branch.
Base flow rate: (Q min. L/sec.): minimum flow rate per outlet, used as a base for calculation.
The base flow rates for time flow mixers/taps are mentioned in the catalogue and on table 1 and 2 *(see following pages)*.
The base flow rate is always shown as dynamic pressure.

Gross flow rate
Sum of base flow rate of the different time flow mixers/taps on the same branch.

Design flow
(Q) total flow rate multiplied by the simultaneous coefficient (Y). In principle, flow rates are not cumulative, except for flush valves.

Simultaneous coefficient
(Y) coefficient to apply to gross flow rate, relative to the number of installed valves (X), to simulate the number of valves operating simultaneously.
This coefficient will vary according to the frequency of use of the sanitary facilities.

- **Normal or low demand**
  Use the formula:

$$Y = \frac{0,8}{\sqrt{(x-1)}}$$

- **High simultaneous demand (public areas)**
  Public buildings, schools, swimming pools, campsites, etc. use the formula:

$$Y = \frac{2}{\sqrt{(x-1)}}$$

- **High simultaneous demand at peak periods**
  Changing rooms, sports stadia, barracks, boarding schools, swimming pools, campsites, etc.:
  use the coefficient

$Y = 0.6$ or 0.7

Time flow flush valves
Follow the recommendations in Table 1 *(see opposite)*.

Total pressure
Static pressure at the water meter.

Static pressure
Pressure with no flow at a single point in the installation.

Dynamic pressure
Pressure under flow at a single point in the installation.
For each time flow valve *(see table1)*.
Maximum pressure for time flow valves to operate: 10 bar.
Recommended pressure range: 1 - 5 bar.
Recommended pressure on each floor: 3 bar.
Residual dynamic pressure:
pressure available at the valve inlet
= total pressure - pressure drop.

RECOMMENDATIONS FOR SIZING HORIZONTAL FINAL PIPEWORK

To simplify your work, here are DELABIE's recommendations for selecting the correct pipe size *(table 1)*, suitable for:

- Sanitary fittings in public buildings with high simultaneous demand.
- Horizontal pipe runs.
  Design velocity 1.5 - 2m/sec.
  if Design velocity < 1m/sec., *(see the Darius Abacus chart page 251).*

For rising and falling pipework, follow the classic plumbing calculation methods.
In all other cases use our CALCULATION GUIDE *(see page 250).*

Important: after selecting the pipe diameter, check that the residual dynamic pressure remains sufficient at the time flow valves inlet.
Take into account all pressure drops in the installation.
See the following CALCULATION GUIDE parts 5 and 6.

TABLE 1 / PIPEWORK DIAMETER RELATIVE TO THE NUMBER OF TIME FLOW TAPS/VALVES

Horizontal pipe runs - Design velocity 1.5 m/sec. (2 m/sec. max.)

Time flow valve	No. Time flow valves on the same pipe run	FLOW RATE		PIPES		Minimum dynamic pressure for single tap, bar
		Gross Flow Rate L/sec.	Design corrected L/sec.	Plastic pipes Int. Ø	Copper pipes Int. Ø	
BASIN Base Flow Rate= 0.1 L/sec. (x 7 seconds)	1	0.10	0.10	12	12/14	0.50
	2 or 3	0.20 - 0.30	0.20 - 0.30	12	14/16	
	3 or 4	0.30 or 0.40	0.30 - 0.40	16	16/18	
	5 - 10	0.50 - 1	0.50 - 0.66	20	20/22	
	10 - 15	1 - 1.50	0.66 - 0.79	25	26/28	
	15 - 35	1.50 - 3	0.79 - 1.11	32	30/32	
	35 - 70	3.50 - 7	1.19 - 1.62	32		
	70 - 100	7.50 - 10	1.74 - 2	40	38/40	
SHOWER Base Flow Rate 0.2 L/sec. (x 30 seconds)	1	0.20	0.20	12	14/16	1
	2	0.40	0.40	16	18/20	
	3 - 5	0.60 - 1	0.60 - 1	25	26/28	
	6 - 20	1.20 - 4	1.07 - 1.83	32		
	20 - 50	4 - 10	1.83 - 2.85	40	38/40	
	50 - 100	10 - 20	2.85 - 4	50		
URINAL With water nozzle and stall Base Flow Rate 0.15 L/sec. (x 3 seconds)	1	0.15	0.15	12	12/14	0.50
	2	0.30	0.30	12	14/16	
	3 or 4	0.45 - 0.60	0.45 - 0.60	20	20/22	
	5 - 10	0.75 - 1.50	0.75 - 1	25	26/28	
	10 - 15	1.5 - 2.25	1 - 1.20	32	30/32	
	15 - 35	2.25 - 5.25	1.20 - 1.80	32		
	35 - 60	5.25 - 9	1.80 - 2.34	40	38/40	
SIPHON ACTION URINAL With small independent waste Base Flow Rate 0.3 L/sec. (x 3 seconds)	1	0.30	0.30	16	14/16	0.60
	2	0.60	0.60	20	20/22	
	3 or 4	0.90 - 1.20	0.90 - 1.20	25	26/28	
	5 - 10	1.5 - 3	1.50 - 2	32		
	11 - 16	3.30 - 4.80	2.10 - 2.50	40	38/40	
	17 - 30	5.10 - 12	2.60 - 4.50	50		
SIPHON ACTION URINAL Integrated ceramic waste Base Flow Rate 0.5 L/sec. (x 7 seconds)	1	0.50	0.50	20	18/20	0.60
	2	1	1	25	26/28	
	3 or 4	1.50 - 2	1.50 - 2	32		
	5	2.50	2.50	40	38/40	
	6 - 15	3 - 7.50	2.70 - 4			
	16 - 40	8 - 20	4.10 - 6.41			
WC 3/4" - 1" Standardised Base Flow Rate 1 L./sec. (x 7 seconds)	1	1	1	25	20/22	1.5
	2 or 3	2 or 3	1	25	26/28	
	4 - 12	4 - 12	2	32		
	13 - 24	13 - 24	3	40	38/40	
	25 - 50	25 - 50	4	50		
	+ 50	+ 50	5	50		
WC 1¼" Base Flow Rate 1.2 L/sec. (x 7 seconds)	1	1.20	1.20	25	26/28	1
	2 or 3	2.40 - 3.60	1.20	32		
	4 - 12	4.80 - 14.40	2.40	40	38/40	
	13 - 24	15.60 - 28.80	3.60	50		
	25 - 50	30 - 60	4.80	63		
	+ 50	60	6	63		

1mCE = 0.1 bar

SPARE PARTS INDEX

CALCULATION GUIDE FOR TIME FLOW CONTROLS SUPPLY PIPES

TABLE 2 / MINIMUM CALCULATION TO SUPPLY TIME FLOW VALVES

	BASIN	SHOWER	URINAL	SIPHON ACTION URINAL	SIPHON ACTION URINAL (with small waste)	WC
Min. flow rate Q min. (L/sec.)	0.10 L/sec. or 0.05 L/sec.	0.20 or 0.10 L/sec.*1	0.15 L/sec.	0.50 L/sec.	0.30 L/sec.	1 L/sec.*2
Min. dynamic pressure (bar)	0.5	1	0.5	0.6	0.6	1.5
Simultaneous Coeff. for normal use Y	$Y=\frac{0,8}{\sqrt{(x-1)}}$	$Y=\frac{0,8}{\sqrt{(x-1)}}$	$Y=\frac{0,8}{\sqrt{(x-1)}}$	$Y=\frac{0,8}{\sqrt{(x-1)}}$	$Y=\frac{0,8}{\sqrt{(x-1)}}$	see Table 1 Design Flow Rate page 249
Simultaneous Coeff. for high use Y	$Y=\frac{2}{\sqrt{(x-1)}}$	$Y=\frac{2}{\sqrt{(x-1)}}$	$Y=\frac{2}{\sqrt{(x-1)}}$	$Y=\frac{2}{\sqrt{(x-1)}}$	$Y=\frac{2}{\sqrt{(x-1)}}$	-
Design Velocity	Out of housing area: 1.5 < V < 2 m/sec., Housing area: 1 m/sec.					

*1 For TEMPOMIX shower mixers, TEMPOSTOP and SPORTING shower kits, TONIC JET and GYM shower heads, the minimum Q is 0.10 L/sec.
*2 For flush valves ¾" the Base Flow Rate is 1 L/sec.

1. Note installation data per branch

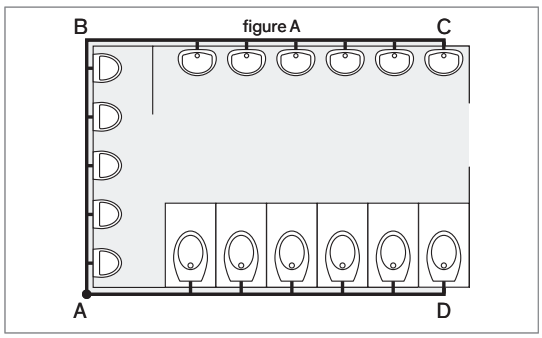

Example Figure A
- Total available pressure 4 bar.
- Design velocity 1.5m/sec.
- Pipe lengths AD = 8m, ABC = 12m.
- Supply head AD = 1m, ABC = 1m.
- Type and number of outlets per branch:
  AD: 6 WC, ABC: 5 urinals and 6 basins.
- Base flow rate (Q min.) L/sec.
  6 WC = 1.5 L/sec.,
  5 urinals = 0.15 L/sec.,
  6 basins = 0.10 L/sec.

2. Calculate flow rate per installation branch

Add together the base flow rate for each outlet.
See minimum Q calculation Table 2.

Example ABC branch
5 urinals x 0.15 L/sec. = 0.75 L/sec. + 6 basins x 0.10 L/sec. = 0.60 L/sec.
Total flow rate = 1.35 L/sec.
Supply TEMPOSTOP flush valves and shower valves separately.
E.g. AD branch 6 WCs, see section 3.

3. Calculate the design flow rate

Gross flow rate x simultaneous coefficient (Y), for sanitary fittings in public buildings with high simultaneous demand at peak periods, use the formula:

$$Y=\frac{2}{\sqrt{(x-1)}}$$

where X represents the number of appliances (valid for X > 5)

Example branch ABC
Gross flow rate for 5 urinals + 6 basins = 1.35 L/sec.

Design flow rate = 1.35 L/sec. x $\frac{2}{\sqrt{(11-1)}}$ = 0.85 L/sec.

Special cases: showers with high simultaneous demand at peak periods (sports centres, barracks, boarding schools, swimming pools, campsites, etc.).
Use the simultaneous coefficient 0.6 or 0.7.

Example
Design flow rate for 12 SPORTING showers ref. 714000:
Gross flow rate 1.2 L/sec. x 0.7 = 0.84 L/sec.
Design flow rate for 24 SPORTING showers ref. 714000, gross flow 2.4 L/sec. x 0.6 = 1.44 L/sec.

Flush valve See recommendations *Table 1*, WC Column *page 249*.
The design flow for flush valves must be added to the sum of the flow rates for the other appliances after the application of coefficient Y.

Example Figure A
Branch AD: 6 WCs, design flow = 3 L/sec.
Branch ABC: 5 urinals + 6 basins, design flow = 0.85 L/sec.
Design flow of the inlet pipe in A = 3.85 L/sec.

For sanitary fittings with normal or low demand
Use the simultaneous coefficient $Y=\frac{0.8}{\sqrt{(x-1)}}$

4. Pipe diameter selection: using the Darius Abacus chart

Reading the DARIUS ABACUS
Mark the DESIGN FLOW and the DESIGN VELOCITY on the chart and join these points with a ruler. The pipe DIAMETER and PRESSURE DROPS can now be read on corresponding scales. Take the higher reading.

Example 1
Installing 30 time flow basin taps.
Design Flow 0.45 L/sec.
Design Velocity 1.5 m/sec.
The abacus indicates Ø 20mm, either copper pipe 20/22 or steel pipe 20/27 (¾").
Pressure Drop per metre of pipe = 0.25m head.

If the pressure drop is too great to supply the most distant tap (P < 0.4 bar), a larger diameter pipe will be required, selecting a 1" steel pipe 26/34 (1") then Design Velocity: 1 m/sec., pressure loss 0.09m head.

NB: for hot water systems do not use galvanised steel pipes, only copper or synthetic material pipes.

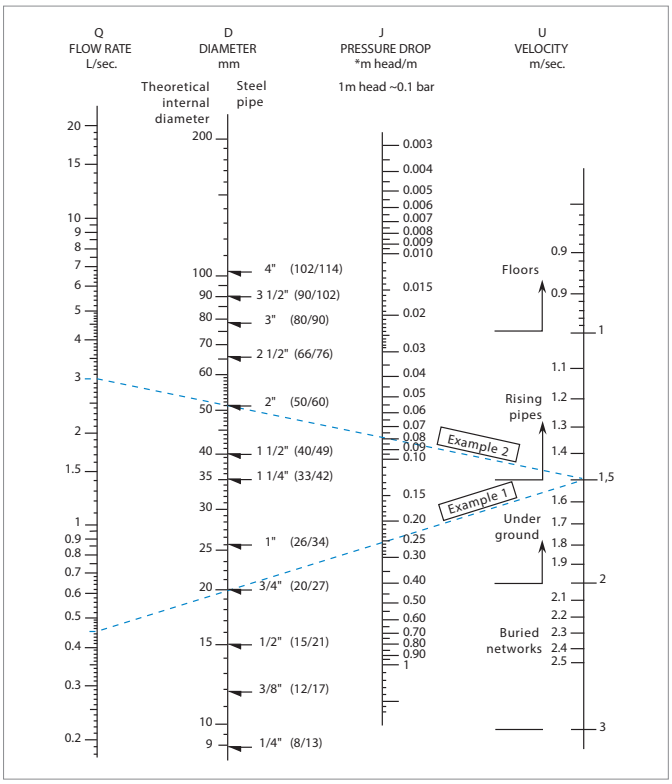

5. Calculate system pressure drops in m head

- **5.1 Pressure drop (friction in the pipes)**
  Multiply the pressure drop (J) as per the Darius Abacus by the pipe length.
  E.g. 5 flush valves, Q = 3 L/sec., U = 1.5 m/sec., pipe length = 10m.
  Read from the Darius Abacus pipe diameter (D) = Ø 50mm, J= 0.08m head.
  Total pressure drop: 0.08m head x 10m = 0.8m head.

- **5.2 Add the difference in height of the water column**
  E.g. 6m = 6m head.

- **5.3 Add the specific pressure drop for the outlet**
  See the manufacturer's catalogue, for example, here are the current pressure losses:
  - water meter at peak usage = 6m head
  - pressure reducer = 5m head
  - hot water storage = 3m head
  - group thermostatic mixing valve = 6m head

6. Check residual dynamic pressure is sufficient including pressure losses

Example 2
5 flush valves installed on the first floor.
Pipe length A B C D E = 38m.
Height difference CD = 6m.
Design flow = 3 L/sec.
Design velocity = 1.5 m/sec.
Pipe diameter based on Darius Abacus = 50mm.
Pressure drop in the pipe: 0.08m head x 38m = 3.04m head.
Add difference in height = 6m head.
Total pressure drop = 9.04m head, approximately 0.9 bar.
Total pressure 3 bar.
Residual dynamic pressure (E) = 3 - 0.9 = 2.1 bar.
For effective operation, the minimum dynamic pressure required is 1 bar, therefore the selected pipe diameter is correct.

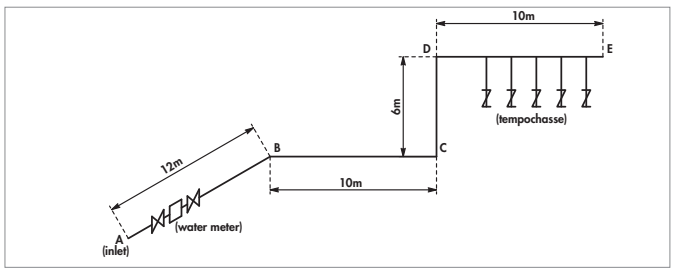

7. Insufficient pressure

See minimum dynamic pressure Table 1.
If the pressure is insufficient, increase the size of the pipe and components to reduce pressure losses or anticipate a booster set (contact manufacturers for further information).

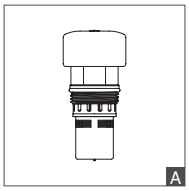
A


B

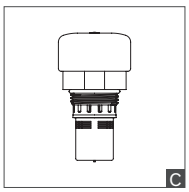
C

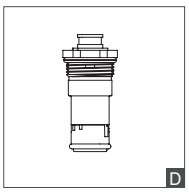
D


E


F

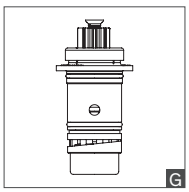
G

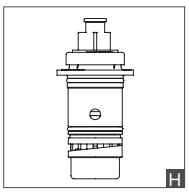
H

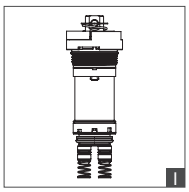
I

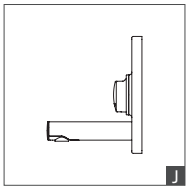
J

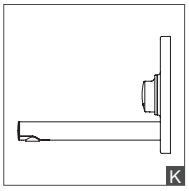
K

BASINS

Cartridges

Cartridges	Time flow (sec.)	Maintenance kit	Complete cartridge	Type
For TEMPOSTOP				
744000, 745100, 745107, 745200, 745250, 745257, 745300, 746000, 746007, 746292	7	**753005**	**743005**	**A**
745440, 745450, 746410, 747121, 748126	7	**753005**	**743305**	**B**
737152, 737202	3	**753303**	**743323**	**B**
741943, 741945, 747122L, 702451	7	**753105**	**743205**	**B**
744001, 745101, 745301, 745351, 746001	7	**753105**	**743105**	**A**
748150	15	**753010**	**743010**	**A**
748151	15	**753115**	**743115**	**A**
For TEMPOSTOP 2 / TEMPOMIX 2				
700000, 70000015, 700100, 70010015, 700200	7	**753005**	**743907**	**C**
700001, 70000115, 700101, 702301	7	**753105**	**743908**	**C**
700400, 70040015, 700500, 700400	7	**753005**	**743305**	**B**
For TEMPOSOFT				
740000, 741000, 742000, 74200015, 742100	7	**-**	**743747**	**D**
For TEMPOSOFT 2				
740300, 740500, 741500, 741550, 742500, 74250015, 742510	7	**-**	**743747**	**D**
740300, 740500, 741500, 741550, 742500, 74250015, 742510	15	**-**	**743742**	**D**
For TEMPOMIX				
795000, 79500015 (before 07/2017)	7	**753795**	**743795**	**E**
795000, 79500015 (after 07/2017)	7	**753795**	**743791**	**F**
795926, 79592615	7	**753795**	**743795**	**E**
795209	7	**753796**	**743798**	**G**
796000, 796838, 797000, 798152 *(before 07/2017)*	7	**753796**	**743796**	**G**
796000, 796838, 797000, 798152 *(after 07/2017)*	7	**753796**	**743786**	**H**
For TEMPOMIX 3				
794000, 79400015, 794100, 794150, 794155, 794160, 794165, 794050, 794055	7	**-**	**743794**	**I**
794350, 794360, 794370, 794200, 794250	7	**-**	**743793**	**I**
For non-manual controls				
TEMPOGENOU 734100, 735100, 735000, 735400, 73544715	7	**753005**	**743305**	**B**
MONOFOOT 736001, 736101, 736102	-	**753736**	**-**	**-**
MIXFOOT 739000, 739100, 739102	-	**753739**	**-**	**-**

Wall plates

For TEMPOMIX 3 recessed		
Chrome-plated metal wall plate, spout L.110mm	**794PLAQ11**	**J**
Chrome-plated metal wall plate, spout L.190mm	**794PLAQ19**	**K**

SHOWERS

Cartridges

	Time flow (sec.)	Maintenance kit	Complete cartridge	Type
For TEMPOSTOP				
747000, 748000	15	**753010**	**743010**	**A**
747004, 747006, 747500	15	**753010**	**743310**	**B**
749000	30	**753749**	**743749**	**C**
749BOX	30	**753149**	**743644**	**-**
749570, 749700, 749770, 749001, 749715, 749725	30	**753149**	**743700**	**C**
749142, 749146, 749152, 749159, 749212, 749219	30	**753149**	**743642**	**D**
749128, 749628, 749925	30	**753149**	**743428**	**E**
747122, 747214	15	**753115**	**743215**	**B**
For TEMPOSOFT 2				
747800, 747801, 748800, 749422, 749428, 749429, 749870	30	**-**	**743743**	**F**
For TEMPOMIX				
790000, 790001, 790006, 790008, 790218, 790219, 790425, 790427, 790709, 790712, 790874, 790875, 790909, 790912, 790925, 790927, 790970 *(before 09/2017)*	30	**753790**	**743790**	**G**
790000, 790001, 790006, 790008, 790218, 790219, 790425, 790427, 790709, 790712, 790874, 790875, 790909, 790912, 790925 790927, 790970 *(after 09/2017)*	30	**753790**	**743789**	**H**
796152, 796159, 796202, 796209	30	**753790**	**743797**	**G**
For TEMPOMIX 3				
794450, 794400, 794470, 794218, 794219	30	**-**	**743799**	**I**
For SPORTING				
713000, 714000, 714002	30	**-**	**743714**	**J**
Starter only for: ditto	-	**-**	**714764**	**-**
714700	30	**-**	**743715**	**J**
Starter only for: 714700	-	**-**	**714765**	**K**

Wall plate

For TEMPOMIX 3 recessed		
Chrome-plated metal wall plate	**794PLAQ**	**L**

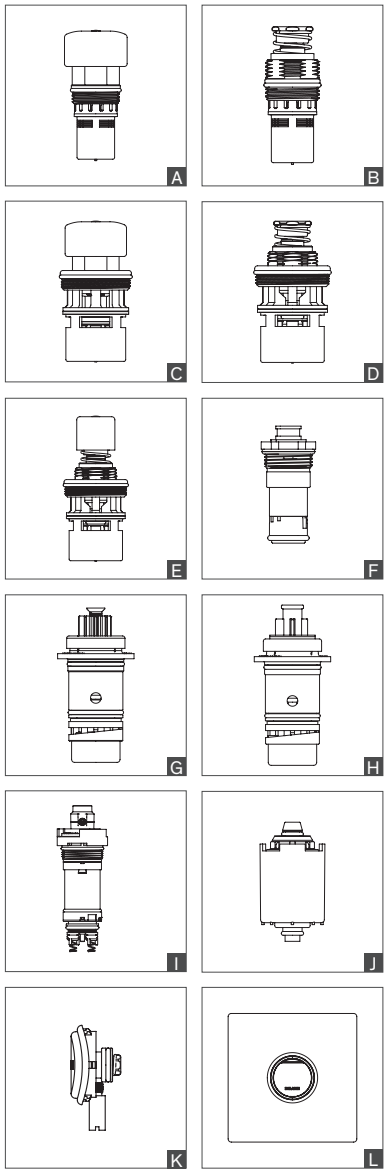

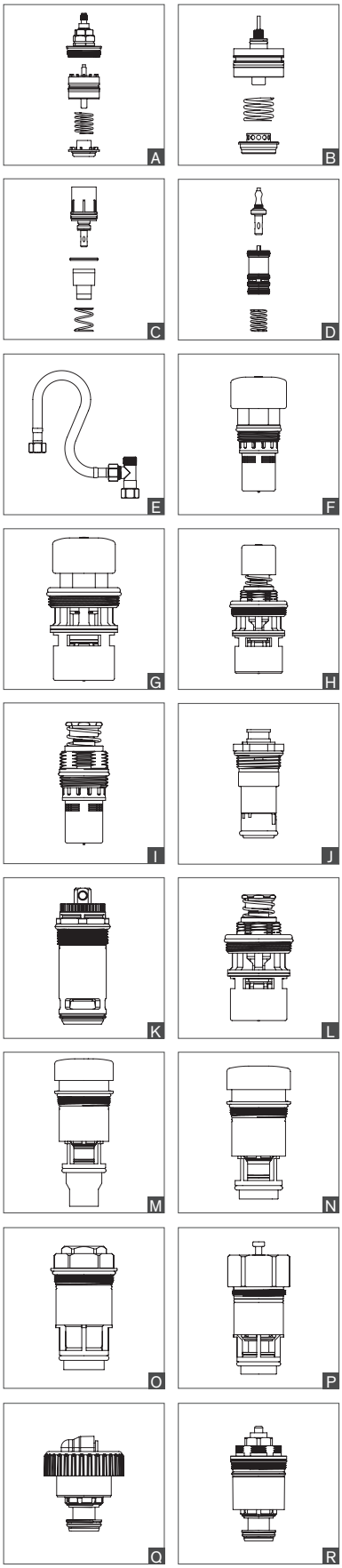

THERMOSTATIC MIXERS

	Repair kit	Type
For PREMIX SECURITY *after 06/2008*		
731052, 731053	**753750**	**A**
731054, 731055	**753755**	**B**
For PREMIX COMFORT *after 06/2008*		
731002, 731200, 731003, 731300	**753730**	**A**
731004, 731400, 731005, 731500	**753735**	**B**
For PREMIX COMPACT		
733015, 733016, 733020, 733021	**753733**	**C**
For PREMIX NANO		
732012, 732016, 732115, 732116, 732216	**743732**	**D**
Connector kit 3/8" for 732216	**732515**	**E**
For ECONOMIX		
2 × 15mm Combi angled inlet assembly	**BA9915**	**-**
2 × 22mm Combi angled inlet assembly	**BA9922**	**-**

URINALS

Cartridges

	Time flow (sec.)	Maintenance kit	Complete cartridge	Type
For TEMPOSTOP				
777000, 778000	3	**753303**	**743003**	**F**
779000	7	**753148**	**743707**	**G**
779BOX	7	**753148**	**743645**	**-**
779128, 779427	7	**753148**	**743528**	**H**
777200, 777924, 538300, 538350, 538400, 538450	3	**753303**	**743323**	**I**
For TEMPOSOFT 2				
777130, 777140, 777800, 778800	3	**-**	**743744**	**J**
For TEMPOFLUX				
778755, 778757, 778700	3	**-**	**743778**	**K**

Wall plate

TEMPOFLUX recessed		
Satin finish stainless steel wall plate	**778PIS**	**-**

WCs

Cartridges

	Time flow (sec.)	Maintenance kit	Complete cartridge	Type
For TEMPOCHASSE				
760000, 760004, 760005, 760450	7	**753779**	**743779**	**G**
760150, 760220, 760605, 760627, 760700	7	**753779**	**743605**	**L**
760410	7	**753779**	**743705**	**L**
For TEMPOFLUX				
761000, 761001, 761002, 761003, 761004, 761025	7	**753761**	**743761**	**M**
761627, 761900, 761920	7	**753761**	**743762**	**N**
761150, 761200, 761700	7	**753763**	**743763**	**O**
For TEMPOFLUX 2				
762901, 762902, 576211, 578300, 578305	7	**-**	**743622**	**P**
762150	7	**-**	**743623**	**-**
576227, 578400, 578405	7	**-**	**743677**	**-**
For TEMPOFLUX 3				
763000, 763040	7	**-**	**743765**	**Q**
763201, 763203	7	**-**	**743764**	**R**

Wall plates

TEMPOFLUX 3 recessed		
Satin finish stainless steel wall plate	**763PIM**	**-**
Chrome-plated metal wall plate	**763PMM**	**-**

AERATORS, FLOW STRAIGHTENERS, FILTERS, SCREWS

	Repair kit	Type
Scale-resistant aerators		
F22 with ECO washer *(2 per pack)*	925622.2P	A
M24 with ECO washer *(2 per pack)*	925624.2P	B
Comfort aerators		
M16.5/100 for TEMPOMIX 1 *(after 07/2017)* and TEMPOMIX 3 recessed	925616.2P	C
Removal key	222429	D
ECO aerators 1.5 lpm		
M24/100	925724.2P	E
M16.5/100	925716.2P	F
Flow straighteners at 3 lpm adjustable with 2.5mm Allen key		
F22/100 with adjustable flow rate *(2 per pack)*	922022.2P	G
M24/100 with adjustable flow rate *(2 per pack)*	922024.2P	H
Key to adjust (2.5mm Allen key)	C282025	K
Flow straighteners		
Ø 18 for TEMPOSTOP 2 and TEMPOMIX 2	700BJ	-
Ø 13mm for TEMPOSTOP, TEMPOSOFT 2 and TEMPOMIX 3	BJ13V	-
M16.5/100 for TEMPOMIX 1 *(after 07/2017)* and TEMPOMIX 3 recessed	922016.2P	I
Removal key for flow straightener M16.5/100	222429	D
BIOSAFE outlet		
M16.5/100 for TEMPOMIX 3 recessed	923016.2P	J
Removal key	222429	D
Flat filter washer		
Nylon, mesh 0.5mm for nuts ½" *(10 per pack)*	60212.10P	L
Nylon, mesh 0.5mm for nuts ¾" *(10 per pack)*	60234.10P	L
Stainless steel, mesh 0.3mm for nuts ⅜" *(10 per pack)*	60300.10P	-
Conical filter		
0.5mm mesh for nuts ⅜" *(10 per pack)*	60438.10P	-
Tamperproof screws		
TORX M5 × 25 + metal plugs *(4 per pack)*	999049	-



BINECO CONTROLS

	Repair kit	Type
BINECO basin ~15 seconds		
Previous reference. 13A15 For series 304, 380, 601, 602, 603	KB7015	M
BINECO urinal/basin ~7 seconds		
Previous reference 7A9. ½" For urinal series 303, 403, 356EBR, 382115, 404000 For basin series 198000, 199000, 201000, 201BIP, 68 SOL.	KB7007	N
BINECO shower ~25 seconds		
Previous reference 20A25. ½" For series 66, 68205, 77215, 85000, 87215, 87CP2.	KB7025	O
BINECO shower, water fountain tap and bubbler		
For shower push-starter 83000, 84000, 83APL, 84APL For water fountain tap and bubbler 311, 312, 319, 322, 323.	KBP311N	P

WATER HAMMER ABSORBERS ADLACTION

- With stainless steel spring and piston
- Absorbs the smallest variations in pressure and water hammer up to 20 bar. Solid cast brass.



Water hammer absorbers ADLACTION		
F½" - H.90	23015	Q
F¾" - H.92	23020	Q
F1" - H.98	23026	Q
F1¼" - H.103	23033	Q

SPARE PARTS INDEX

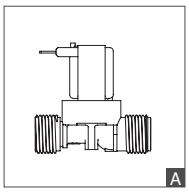

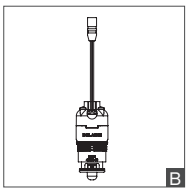

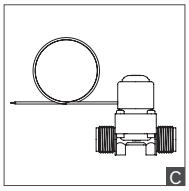

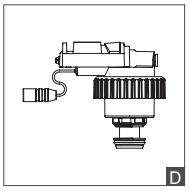

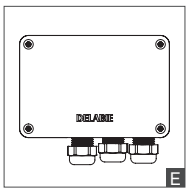

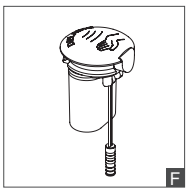

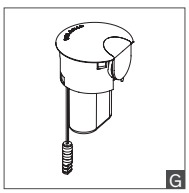

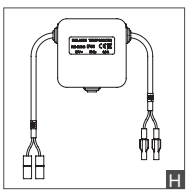

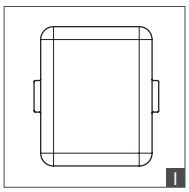

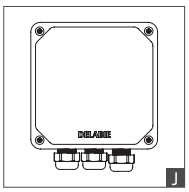

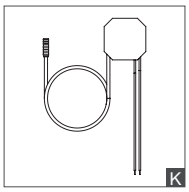

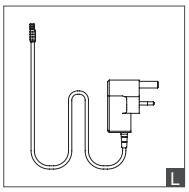

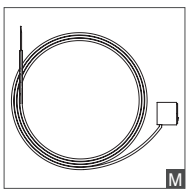

SOLENOID VALVES

For basins, showers, urinals and WCs		
12V MM½" for basins or urinals	**495626**	**A**
12V MM⅜" for basins	**495612**	**A**
12V MM¾" for siphon action urinals and multi-urinals	**429101**	**A**
12V MM1" for WCs and urinals except 463326	**461035**	**-**
12V MM1" for WCs 463326	**461034**	**-**
6V for TEMPOMATIC 3 basins	**479749**	**B**
6V for TEMPOMATIC 4	**479748**	**B**
6V for TEMPOMATIC 4 basins *(with adjustable flow rate)*	**479650**	**-**
6V MM½" for TEMPOMATIC 1 and 2, BINOPTIC	**495646**	**C**
6V MM⅜" for TEMPOMATIC 1 and 2, BINOPTIC, HYBRIMATIC	**495606**	**-**
6V MM½" for TEMPOMATIC shower panels	**495615**	**-**
6V MM½" SECURITHERM recessed for showers	**479452**	**-**
6V MM½" for TEMPOMATIC 4 recessed for urinals	**430646**	**-**
Electronic unit for TEMPOMATIC WC dual control	**461032**	**D**
12V MM½" with 4m cable for TEMPOMATIC multifunction unit	**495626CEB**	**-**
Cable L. 4m for TEMPOMATIC multifunction unit solenoid valve	**441452CEB**	**-**
12V F1"-F1¼" for WC with backflow prevention device and stopcock for TEMPOMATIC multifunction unit	**463SRH**	**-**

ELECTRONIC CONTROL UNITS

For basins, showers, urinals and WCs		
230/12V standard with "duty flush" option, with transformer for basins	**495444BC**	**E**
6V with integrated batteries for TEMPOMATIC 3 basins	**492446**	**F**
6V with integrated batteries TEMPOMATIC 4 basins	**490446**	**G**
6V for TEMPOMATIC 4 basins, mains supply	**490450**	**G**
230/12V multifunction with transformer for basins, showers, flush type 461...	**495445BC**	**E**
6V battery-operated for basins	**495446BC**	**E**
12V without transformer for multi-urinals with infrared barrier	**487449**	**H**
12V without transformer for individual exposed or recessed urinals	**428012**	**H**
12V without transformer for individual cross wall urinals	**428112**	**H**
6V with integrated batteries for TEMPOMATIC 3 urinals	**479446**	**F**
6V with integrated batteries for TEMPOMATIC 4 urinals	**479436**	**G**
6V with integrated batteries for HYBRIMATIC	**101339**	**I**
230/12V multifunction with transformer for dual flush type 463...	**463000**	**J**

SUPPLY CABLES

For TEMPOMATIC 4 basin with mains supply		
6V recessed supply	**490240**	**K**
6V European plug supply	**490241**	**-**
6V British plug supply	**490241UK**	**L**
Extension	**490230EXT**	**-**

SENSORS

For basins, showers, urinals and WCs		
For TEMPOMATIC multi-urinal with infrared barrier, with 5m cable	**487499**	**M**
With cable 0.70m	**495070**	**M**
With cable 1.50m	**495149**	**M**
With cable 5m	**495499**	**M**
For BINOPTIC basin and TEMPOMATIC 2 basin, cable 0.70m	**CEL378V**	**-**
For BINOPTIC basin and TEMPOMATIC 2 basin, cable 1.50m	**CEL378150V**	**-**
For BINOPTIC basin and TEMPOMATIC 2 basin, cable 5m	**CEL378499V**	**-**
For TEMPOMATIC WCs automatic/voluntary, with cable	**463399**	**M**
NB: cable cannot be extended or cut		

BATTERIES

For basins, showers, urinals and WCs		
2 × 3V Lithium batteries 123/CR 17345	990123	A
1 × 6V Lithium battery 223/CR - P2	990223	B

HYBRID SYSTEM

For HYBRIMATIC FINO and DELTACÉRAM		
Membrane	101309	C
Trap and waste	101319	D

WALL PLATES WITH INTEGRATED ELECTRONICS

For TEMPOMATIC 4 urinals		
6V with integrated batteries - bright polished finish stainless steel	430PIPP	E
230/6V - bright polished finish stainless steel	430PIPS	E
6V with integrated batteries - satin finish stainless steel	430PISP	E
230/6V - satin finish stainless steel	430PISS	E
6V with integrated batteries - white powder-coated finish	430PBP	E
230/6V - white powder-coated finish	430PBS	E
6V with integrated batteries - vitro-ceramic black glass finish	430PVP	F
230/6V - vitro-ceramic black glass finish	430PVS	F
For TEMPOMATIC WC dual control		
6V with integrated battery - satin finish stainless steel	464PISP	G
230/12V - satin finish stainless steel	464PISS	G

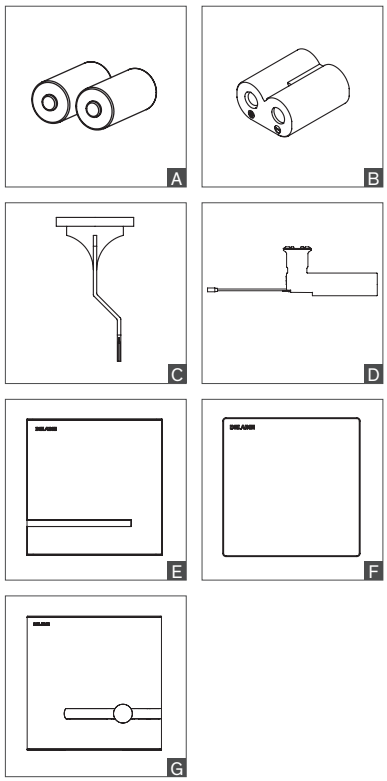

SPARE PARTS INDEX

WATER REGULATIONS ADVISORY SERVICE

All sanitary fittings that deliver water from a public mains water supply must comply with the Water Supply (Water Fittings) Regulations (1999) or Scottish Bylaws.
These fittings must be of an 'appropriate quality and standard' and must not contaminate the water or cause wastage.
Products that are WRAS approved demonstrate this compliance and are recognised by all water suppliers in the UK.

TMV3 SCHEME

The TMV scheme is an independent third party approval scheme administered by BuildCert. The scheme certifies that Type 3 thermostatic mixing valves conform to performance requirements of the NHS specification D08 in Healthcare and Commercial applications in the UK.
BuildCert also certifies Type 2 thermostatic mixing valves destined for use in domestic applications to ensure the safe use of hot water in domestic premises.

Reference	Product	WRAS Certificate	Expiry Date	BuildCert Certificate	Expiry Date	Page
30050A.10P	10 × BIOFIL non-sterile cartridge filter A rain effect spray	WRAS1611078	30/11/21			127
30050P.10P	10 × BIOFIL non-sterile cartridge filter P rain effect spray	WRAS1611078	30/11/21			127
30060.10P	10 × BIOFIL shower head with integrated filter	WRAS1611079	30/11/21			127
30061.10P	10 × BIOFIL threaded shower head with integrated filter	WRAS1611079	30/11/21			127
312QU1	Bubbler tap chromed M3/8" for fountain	WRAS1401017	Renewal			60
378015	BINOPTIC basin tap M3/8" mains 230/12V + trans	WRAS1405016	Renewal			29
378MCH	BINOPTIC MIX basin mixer M3/8" mains 230/12V + trans	WRAS1405016	Renewal			29
379D13	BINOPTIC c-wall 190 basin tap M3/8"spout L135 mains + trans	WRAS1405015	Renewal			33
379DER	BINOPTIC c-wall 190 basin tap M3/8"spout L205 mains + trans	WRAS1405015	Renewal			33
379ENC	BINOPTIC rec basin tap M3/8" spout L200 mains + trans	WRAS1405015	Renewal			33
379MCH	BINOPTIC MIX c-wall 110 basin mix M3/8" mains 230/12V +trans	WRAS1405015	Renewal			33
430000	TEMPOMATIC 4 recessed urinal st steel satin 230/6V kit 2/2	WRAS1804032	30/04/23			153
430006	TEMPOMATIC 4 recessed urinal st steel satin 6V batt kit 2/2	WRAS1804032	30/04/23			153
430010	TEMPOMATIC 4 recessed urinal pol st steel 230/6V kit 2/2	WRAS1804032	30/04/23			153
430016	TEMPOMATIC 4 recessed urinal pol st steel 6V battery kit 2/2	WRAS1804032	30/04/23			153
430020	TEMPOMATIC 4 recessed urinal white st steel 230/6V kit 2/2	WRAS1804032	30/04/23			153
430026	TEMPOMATIC 4 recessed urinal white st steel 6V batt kit 2/2	WRAS1804032	30/04/23			153
430030	TEMPOMATIC 4 recessed urinal black glass 230/6V kit2/2	WRAS1804032	30/04/23			153
430036	TEMPOMATIC 4 recessed urinal black glass 6V battery kit2/2	WRAS1804032	30/04/23			153
430PBOX	TEMPOMATIC 4 recessed elect urinal F1/2" 6V batteries kit 1/2	WRAS1804032	30/04/23			153
430SBOX	TEMPOMATIC 4 recessed electronic urinal F1/2" 230/6V kit 1/2	WRAS1804032	30/04/23			153
44000115	TEMPOMATIC 4 basin tap M1/2" rec UK mains plug Ø15 stopcock	WRAS1603070	31/03/21			23
440001HK	TEMPOMATIC 4 basin tap F3/8" HK mains plug 230/6V +stopcock	WRAS1603070	31/03/21			-
440006	TEMPOMATIC 4 basin tap F3/8" int. 6V batteries + stopcock	WRAS1603070	31/03/21			-
44000615	TEMPOMATIC 4 basin tap M1/2" 6V batteries 15mm + stopcock	WRAS1603070	31/03/21			23
44200615	TEMPOMATIC 3 basin tap M1/2" 6V batteries 15mm + stopcock	WRAS1603070	31/03/21			27
443006	TEMPOMATIC 3 wall mounted basin tap M1/2" 6V batteries L190	WRAS1603071	31/03/21			27
443406	TEMPOMATIC 4 wall mounted basin tap M1/2" 6V batteries L.125	WRAS1603071	31/03/21			25
443506	TEMPOMATIC 4 wall mounted basin tap M1/2" 6V batteries L190	WRAS1603071	31/03/21			25
49000115	TEMPOMATIC MIX 4 basin M1/2" rec UK mains plug Ø15 stopcocks	WRAS1603070	31/03/21			22
490006	TEMPOMATIC MIX 4 basin mixer F3/8" 6V batteries + stopcocks	WRAS1603070	31/03/21			-
49000615	TEMPOMATIC MIX 4 basin mix M1/2" batteries 15mm + stopcocks	WRAS1603070	31/03/21			22
49200615	TEMPOMATIC MIX 3 basin mix M1/2" 6V batteries Ø15 +stopcocks	WRAS1603070	31/03/21			26
709000	Recessed vandal proof ROUND shower head M1/2"	WRAS1904701	30/04/24			120
709010	Vandal proof ROUND shower head M1/2" for panels 1-15mm	WRAS1904701	30/04/24			120
709150	Vandal proof ROUND shower head M1/2" for walls 180mm	WRAS1904701	30/04/24			120
709200	Vandal proof ROUND shower head M1/2" for walls 230mm	WRAS1904701	30/04/24			120
712000	TONIC JET vandal proof recessed shower head M1/2"	WRAS1904701	30/04/24			120
712010	TONIC JET vandal proof shower head M1/2" for panels 1-10mm	WRAS1904701	30/04/24			120
712150	TONIC JET vandal proof cross wall 180mm shower head M1/2"	WRAS1904701	30/04/24			120
712200	TONIC JET vandal proof cross wall 230mm shower head M1/2"	WRAS1904701	30/04/24			120
714700	SPORTING 2 anodised alu sh panel M1/2" ~30sec time flow valve	WRAS1812000	31/12/23			93
714700GR	SPORTING 2 anodised alu sh panel M1/2" ~30sec GR shower head	WRAS1812000	31/12/23			93
716000	Ceiling mounted GYM vandal proof shower head F1/2" fixed	WRAS1904701	30/04/24			120
732115	PREMIX NANO thermostatic mixer Ø15mm nickel body	WRAS1409058	30/09/19	TMVBC1430	14/08/19	141

Reference	Product	WRAS Certificate	Expiry Date	BuildCert Certificate	Expiry Date	Page
732116	PREMIX NANO thermostatic mixer Ø15mm chromed body	WRAS1409058	30/09/19	TMVBC1430	14/08/19	141
734100	TEMPOGENOU angled MM1/2" lever L350 ~7sec	WRAS1406034	Renewal			58
735400	TEMPOGENOU inline MM1/2" lever L350 ~7sec	WRAS1406034	Renewal			58
735447	TEMPOGENOU inline MM1/2", lever L350 ~7sec comp. fittings	WRAS1406034	Renewal			-
73544715	TEMPOGENOU inline MM1/2", lever L350 ~7sec comp fit + olives	WRAS1406034	Renewal			58
740500	TEMPOSOFT 2 basin tap M1/2" ~7sec time flow	WRAS1805010	31/05/23			52
741500	TEMPOSOFT 2 wall mtd basin tap M1/2" L110 ~7sec time flow	WRAS1804015	30/04/23			53
741777	TEMPOSOFT 2 recessed rough basin tap M1/2" + nut ~7 sec	WRAS1709054	30/09/22			-
74250015	TEMPOSOFT MIX 2 mixer M1/2" ~7sec comp fit Ø15 + stopcocks	WRAS1805011	31/05/23			52
742510	TEMPOSOFT MIX 2 basin mixer F3/8" ~7sec time flow	WRAS1805011	31/05/23			52
743003	TEMPOSTOP 1/2" cartridge ~3sec time flow	WRAS1601016	31/01/21			254
743005	TEMPOSTOP basin/urinal cartridge ~7sec time flow	WRAS1601016	31/01/21			252
743080	TEMPOSTOP basin cartridge with disk push-button ~7sec flow	WRAS1601016	31/01/21			-
743205	TEMPOSTOP AB cross wall/lever basin cartridge ~7 sec	WRAS1601016	31/01/21			252
743215	TEMPOSTOP AB cross wall/lever basin/shower cartridge ~15sec	WRAS1601016	31/01/21			253
743305	TEMPOSTOP cross wall/lever basin/urinal cartridge ~7sec	WRAS1601016	31/01/21			252
743310	TEMPOSTOP cross wall/lever basin/shower cartridge ~15sec	WRAS1601016	31/01/21			253
745100	TEMPOSTOP basin tap M1/2" ~7sec time flow + back nut	WRAS1607002	31/07/21			56
745101	TEMPOSTOP AB basin tap M1/2" ~7sec time flow + back nut	WRAS1607002	31/07/21			56
745300	TEMPOSTOP basin tap M1/2" ~7sec time flow reinforced fixing	WRAS1607002	31/07/21			56
745301	TEMPOSTOP AB basin tap M1/2" ~7sec back nut with 3 screws	WRAS1607002	31/07/21			56
745440	TEMPOSTOP lever operated basin tap M1/2" ~7sec	WRAS1607002	31/07/21			56
747080	TEMPOSTOP exposed shower valve M1/2" disk push-button ~7sec	WRAS1610062	31/10/21			-
747114	TEMPOSTOP basin tap M1/2" inline ~3sec compression fittings	WRAS1610062	31/10/21			-
747121	TEMPOSTOP rec/c-wall basin/shower rough tap M1/2" ~15sec	WRAS1610062	31/10/21			-
747121L	TEMPOSTOP recessed basin tap M1/2" for cross wall ~7sec	WRAS1610062	31/10/21			-
747122	TEMPOSTOP AB rec/c-shower valve rough M1/2" ~15sec	WRAS1610062	31/10/21			-
747122L	TEMPOSTOP AB recessed basin tap M1/2" for cross wall ~7sec	WRAS1610062	31/10/21			-
747622	TEMPOSTOP basin/shower vlv M1/2" rough cast inline ~7sec	WRAS1610062	31/10/21			-
747800	TEMPOSOFT 2 wall mtd exp shower valve M1/2" inline ~30 sec	WRAS1709054	30/09/22			113
748126	TEMPOSTOP angled basin tap M1/2" rough cast ~7sec + bk nuts	WRAS1610062	31/10/21			60
748626	TEMPOSTOP wall mtd basin tap M1/2" ang rough body ~7sec flow	WRAS1610062	31/10/21			60
748715	TEMPOSOFT 2 basin M1/2" exp ang valve rough cast no push-button ~7 sec	WRAS1709054	30/09/22			-
748800	TEMPOSOFT 2 exposed shower valve M1/2" angled ~30 sec flow	WRAS1709054	30/09/22			113
749428	TEMPOSOFT 2 rec shower valve M1/2" ~30 sec + wall plate Ø130	WRAS1709054	30/09/22			113
749870	TEMPOSOFT 2 sh valve M1/2" for panels 7mm ~30 sec time flow	WRAS1709054	30/09/22			113
790000	TEMPOMIX exposed shower mixer M3/4" ~30sec time flow	WRAS1407027	31/07/19			111
790370	TEMPOMIX shower mix M3/4" for panels 1-10mm ~30sec time flow	WRAS1407027	31/07/19			-
790970	TEMPOMIX shower mix M3/4" for panels 1-10mm ~30sec time flow	WRAS1407027	31/07/19			111
792770	SECURITHERM therm shower with filters for panels 1-7mm	WRAS1702018	28/02/22			-
792770T	SECURITHERM TMV3 therm shower with filters for panels 1-7mm	WRAS1702018	28/02/22			-
794000	TEMPOMIX 3 basin mixer F3/8" ~7sec time flow with stopcocks	WRAS1603022	31/03/21			43
794100	TEMPOMIX 3 basin mixer F3/8" ~7sec time flow	WRAS1603022	31/03/21			43
794350	TEMPOMIX 3 basin M1/2" exp mix 7sec c-c 150 swivel spt L150	WRAS1809014	30/09/23			43
794400	TEMPOMIX 3 shower M3/4" exp mixer ~30 sec c-c 150 top outlet	WRAS1805019	31/05/23			107
794470	TEMPOMIX 3 shower M1/2" exp mixer ~30 sec c-c 150 btm outlet	WRAS1805019	31/05/23			107
79500015	TEMPOMIX basin mixer M1/2" Ø15 ~7sec + stopcocks	WRAS1810035	31/10/23			49
941120	Wall mounted fixed L-shaped spout M1/2" L120 - H60 adj FS	WRAS1811017	30/11/23			59
947120	Wall mounted fixed spout M1/2" L.110 H16 Ø32 adjustable FS	WRAS1811017	30/11/23			59
947135	Wall mtd fixed spout M1/2" L120 H16 Ø32 adj FS + plate Ø60	WRAS1811017	30/11/23			59
947151	Fixed spout for walls 165mm M1/2" L120 Ø32 adjustable FS	WRAS1811017	30/11/23			59
947157	Fixed spout for walls 165mm M1/2" L170 Ø32 adjustable FS	WRAS1811017	30/11/23			59
947170	Wall mounted fixed spout M1/2" L160 H16 Ø32 adjustable FS	WRAS1811017	30/11/23			59
967152	Swivel swan neck spout M1/2" L150 H120 adj flow straightener	WRAS1811018	30/11/23			59
967202	Swivel swan neck spout M1/2" L200 H200 adj flow straightener	WRAS1811018	30/11/23			59
9639SR	SECURITHERM sequential mixing valve for shower panels	WRAS1512029	31/12/20	TMV3BC1824	14/12/21	-

REF.	DESCRIPTION	P.
098020	Discontinued	-
101309	Silicone membrane for HYBRIMATIC and waterless urinals	257
101319	Trap + waste + connector for HYBRIMATIC urinal	257
101339	6V battery unit for HYBRIMATIC FINO urinal	256
130000	HYBRIMATIC FINO urinal 304 st steel satin battery-op 6V	157
130008	HYBRIMATIC DELTACÉRAM ceramic urinal battery-operated 6V	157
1306T1	Tubular swivel spout Ø22 H140 L150	59
1306T2	Tubular swivel spout Ø22 H260 L200	59
1306T3	Tubular swivel spout Ø22 H260 L300	59
133788	EASY-D ceramic urinal pack with TEMPOSOFT 2 inline valve	167
133888	EASY-D ceramic urinal pack with TEMPOSOFT 2 angled valve	167
134118	DELTACÉRAM wall mtd urinal top inlet ceramic	167
134718	DELTACÉRAM wall mtd urinal back inlet ceramic	167
200000	Pre-mixer COMPACT MF1/2" for basin non return valves	62
204001	Deck mounted fixed spout M1/2" L150 H170 Ø16 FS 3lpm	59
220000	Replaced by 1306T1	-
222429	Key for flow straightener removal, aerator, biosafe M16.5/100	61
23015	Water hammer absorber, F1/2" H90	255
23020	Water hammer absorber, F3/4" H92	255
23026	Water hammer absorber, F1" H98	255
23033	Water hammer absorber, F1 1/4" H103	255
23040	Discontinued	-
292012.2P	*2 × Moulded wall plate Ø55×17×2 for tap M3/8" (while stock)	-
292015.2P	2 × Moulded wall plate Ø60×21×5 for tap M1/2"	57
292020	2 × Moulded wall plate Ø55×27×2 for tap M3/4"	199
30050A.10P	10 × BIOFIL non-sterile cartridge filter A rain effect spray	127
30050P.10P	10 × BIOFIL non-sterile cartridge filter P rain effect spray	127
30051A.10P	10 × BIOFIL non-sterile cartridge filter A with laminar flow	127
30051P.10P	10 × BIOFIL non-sterile cartridge filter P with laminar flow	127
30060.10P	10 × BIOFIL shower head with integrated filter	127
30061.10P	10 × BIOFIL threaded shower head with integrated filter	127
304FC	Conical filter mesh 0.8 for nut 3/8"	-
309000	*Urinal outlet M11/4" +seal Ø50/32 (while stock then 776000)	-
310000	SIPHURINOIR vertical siphon +comp seal Ø50/32 H115 chr brass	172
311QU1	Swan neck fountain tap M3/8"	60
311TR1	Swan neck fountain tap for Rilsan tube 4×6	60
312QU1	Bubbler tap chromed M3/8" for fountain	60
312TR1	Bubbler tap chromed for Rilsan tube 4×6	60
314000	Discontinued	-
318200	Bubbler/spout flush to wall for partitions L. 200	60
318300	Replaced by 318200	-
319T61	Push button for fountain taps for Rilsan tube 4×6	60
371100	100 tokens Ø24 5-10 min delay	-
378015	BINOPTIC basin tap M3/8" mains 230/12V + trans	29
378015LD	BINOPTIC basin tap M3/8" mains 230/12V 1.5 lpm	-
37801515	BINOPTIC basin tap Ø15 for comp. fitting 230/12V + trans	29
378022	BINOPTIC basin tap M1/2" mains 230/12V + trans	-
378MCH	BINOPTIC MIX basin mixer M3/8" mains 230/12V + trans	29
378MCHLD	BINOPTIC MIX basin mix M3/8" mains 230/12V 1.5 lpm	-
378MCH15	BINOPTIC MIX basin mixer Ø15 for CF mains 230/12V + trans	29
378MCHLH	BINOPTIC MIX basin mix M3/8" mains 230/12V + trans	-
379D13	BINOPTIC c-wall 190 basin tap M3/8"spout L135 mains + trans	33
379D1315	BINOPTIC c-w 190 basin tap Ø15 for CF spout L135 mains +trans	33
379DER	BINOPTIC c-wall 190 basin tap M3/8"spout L205 mains + trans	33
379DER15	BINOPTIC c-w 190 basin tap Ø15 for CF spout L205 mains +trans	33
379ECM	BINOPTIC MIX recessed/plate basin mix M3/8" mains + trans	33
379ECML	BINOPTIC MIX rec basin mix M3/8" mains + trans, long lever	33
379ENC	BINOPTIC rec basin tap M3/8" spout L200 mains + trans	33
379ENCLD	BINOPTIC recessed basin tap M3/8" spout L200 mains 1.5lpm	-
379ENC15	BINOPTIC rec basin tap Ø15 for CF spout L200 mains + trans	33
379MCH	BINOPTIC MIX c-wall 110 basin mix M3/8" mains 230/12V +trans	33
379MCH15	BINOPTIC MIX c-wall 110 basin mix Ø15 for CF mains + trans	33
379MCHL	BINOPTIC MIX c-wall 110 basin M3/8" mains +trans long lever	-
379MCHLD	BINOPTIC MIX c-wall 110 basin mix M3/8" 230/12V 1.5 lpm	-

REF.	DESCRIPTION	P.
388015	BINOPTIC basin M3/8" H.170mm tap 230/12V mains supply	31
388015LD	BINOPTIC basin tap M3/8" H.170mm 230/12V mains supply 1.5lpm	-
38801515	BINOPTIC basin tap Ø15 for CF H.170mm 230/12V mains supply	31
388MCHLH	BINOPTIC MIX basin M3/8" H.170mm mixer 230/12V mains supply	31
388MCHLHLD	BINOPTIC MIX basin mixer M3/8" H.170mm 230/12V mains 1.5 lpm	-
388MCHLH15	BINOPTIC MIX basin Ø15 for CF H.170mm mixer 230/12V mains	31
398015	BINOPTIC basin M3/8" H.250mm tap 230/12V mains supply	31
39801515	BINOPTIC basin Ø15 for CF H.250mm tap 230/12V mains supply	31
398MCHLH	BINOPTIC MIX basin M3/8" H.250mm mixer 230/12V mains supply	31
398MCHLH15	BINOPTIC MIX basin Ø15 for CF H.250mm mixer 230/12V mains	31
406000	Transformer 230/12V without box, suitable for DIN rail	155
406220	Transformer 230/12V with waterproof box grey PVC	155
428000	Replaced by 430SBOX + 430020	-
428012	Elect control unit 12V for TEMPOMATIC urinal no transformer	256
428100	Replaced by 430SBOX + 430000	-
428112	Elect control unit 12V for c-wall TEMPOMATIC urinal no trans	256
428150	TEMPOMATIC c-wall 155mm urinal valve M1/2" mains 12V	155
428200	TEMPOMATIC c-wall 225mm urinal valve M1/2" mains 12V	155
428221	*TEMPOMATIC rec elec urinal kit 2/2(while stock then 430010)	-
428BOX	*TEMPOMATIC rec elec urinal kit 1/2(while stk then 430SBOX)	-
429101	Solenoid valve M3/4" 12V + filter for TEMPOMATIC urinal	256
430000	TEMPOMATIC 4 recessed urinal st steel satin 230/6V kit 2/2	153
430006	TEMPOMATIC 4 recessed urinal st steel satin 6V batt kit 2/2	153
430010	TEMPOMATIC 4 recessed urinal pol st steel 230/6V kit 2/2	153
430016	TEMPOMATIC 4 recessed urinal pol st steel 6V battery kit 2/2	153
430020	TEMPOMATIC 4 recessed urinal white st steel 230/6V kit 2/2	153
430026	TEMPOMATIC 4 recessed urinal white st steel 6V batt kit 2/2	153
430030	TEMPOMATIC 4 recessed urinal black glass 230/6V kit2/2	153
430036	TEMPOMATIC 4 recessed urinal black glass 6V battery kit2/2	153
430646	Solenoid valve 6V for TEMPOMATIC 4 recessed urinal	256
430845	1/2" union for TEMPOMATIC 4 rec and urinal valve with flexi	-
430P006	TEMPOMATIC 4 rec elec urinal valve 6V battery satin st steel	154
430PBOX	TEMPOMATIC 4 recessed elect urinal F1/2" 6V batteries kit 1/2	153
430PBP	White cover plate battery-op for TEMPOMATIC 4 rec urinal	257
430PBS	White cover plate mains for TEMPOMATIC 4 recessed urinal	257
430PIPP	Pol SS cover plate battery-op for TEMPOMATIC 4 rec urinal	257
430PIPS	Pol st steel cover plate mains for TEMPOMATIC 4 rec urinal	257
430PISP	SS satin cover plate battery-op for TEMPOMATIC 4 rec urinal	257
430PISS	St steel satin cover plate mains for TEMPOMATIC 4 rec urinal	257
430PVP	Black glass cover plate batt-op for TEMPOMATIC 4 rec urinal	257
430PVS	Black glass cover plate mains for TEMPOMATIC 4 rec urinal	257
430S006	TEMPOMATIC 4 rec elec urinal valve 230/6V satin st steel	154
430SBOX	TEMPOMATIC 4 recessed electronic urinal F1/2" 230/6V kit 1/2	153
431PBOX	TEMPOMATIC 4 recessed elect urinal M1/2" 6V batteries kit 1/2	-
431SBOX	TEMPOMATIC 4 recessed electronic urinal M1/2" 230/6V kit 1/2	-
440000	TEMPOMATIC 4, basin tap F3/8" rec mains 230/6V + stopcock	23
44000015	TEMPOMATIC 4 basin tap M1/2" rec mains supply Ø15 +stopcock	23
440001	TEMPOMATIC 4, basin tap F3/8" mains plug 230/6V + stopcock	23
44000115	TEMPOMATIC 4 basin tap M1/2" rec UK mains plug Ø15 stopcock	23
440001HK	TEMPOMATIC 4 basin tap F3/8" HK mains plug 230/6V +stopcock	23
440006	TEMPOMATIC 4 basin tap F3/8" int. 6V batteries + stopcock	23
44000615	TEMPOMATIC 4 basin tap M1/2" 6V batteries 15mm + stopcock	23
440100	TEMPOMATIC 4, basin tap F3/8" recessed mains supply 230/6V	23
440100LD	TEMPOMATIC 4 basin tap F3/8" recessed mains 230/6V 1.5 lpm	-
440101	TEMPOMATIC 4, basin tap F3/8" mains supply plug 230/6V	23
440106	TEMPOMATIC 4 basin tap F3/8" integrated 6V batteries	23
440106LD	TEMPOMATIC 4 basin tap F3/8" integrated 6V batteries 1.5 lpm	-
441157	TEMPOMATIC cross wall 155 basin tap mains 230/12V spout L170	37
44115715	TEMPOMATIC Ø15 for CF c-w 155 basin tap 230/12V spout L170	37
441452B	*Blue disc for multi unit c-wall control Ø26-54(while stock)	-
441452CEB	*4m cable for SV 1/2" or 1" for multi unit (while stock)	256
441452DET	Discontinued	-
441452R	*Red disc for multi unit c-wall control Ø26-54 (while stock)	-
441452TCP	*Cross wall push button control for multi unit (while stock)	-

References prefixed by * are available while stocks last. References are listed in ascending alphanumerical order.

REF.	DESCRIPTION	P.
441453	*TEMPOMATIC multi unit 8 way 230/12V (while stock lasts)	-
441453DET	Discontinued	-
441453TCP	Discontinued	-
442006	TEMPOMATIC 3 basin tap F3/8" 6V int batteries + stopcock	27
44200615	TEMPOMATIC 3 basin tap M1/2" 6V batteries 15mm + stopcock	27
442106	TEMPOMATIC 3 basin tap F3/8" 6V integrated 6V batteries	27
443006	TEMPOMATIC 3 wall mounted basin tap M1/2" 6V batteries L190	27
443016	TEMPOMATIC 3 basin tap M1/2" 6V batt L.190 for panels 1-4mm	27
443400	TEMPOMATIC 4 basin M1/2" wall-m tap 230/6V rec. mains L.130	25
443406	TEMPOMATIC 4 wall mounted basin tap M1/2" 6V batteries L.125	25
443406LD	TEMPOMATIC 4 wall-mtd tap M1/2" 6V batteries L.125 1.5lpm	-
443410	TEMPOMATIC 4 basin M1/2" tap CW 230/6V rec. mains L.130	25
443416	TEMPOMATIC 4 basin M1/2" cross wall tap 6V L.130	25
443426	TEMPOMATIC 4 basin tap M1/2" 6V batteries L125 panels 1-24mm	25
443500	TEMPOMATIC 4 basin M1/2" wall-m tap 230/6V rec. mains L.190	25
443500LD	TEMPOMATIC 4 wall-mtd basin tap M1/2" 230/6V L.190 1.5 lpm	-
443506	TEMPOMATIC 4 wall mounted basin tap M1/2" 6V batteries L190	25
443506LD	TEMPOMATIC 4 wall-mtd tap M1/2" 6V batteries L190 1.5lpm	-
443510	TEMPOMATIC 4 basin M1/2"tap CW 230/6V rec. mains L.190	25
443516	TEMPOMATIC 4 basin M1/2" cross wall tap 6V L.190	25
443526	TEMPOMATIC 4 tap M1/2" 6V batteries L190 for panels 1-24mm	25
444000	TEMPOMATIC 2 basin tap M3/8" mains 230/12V + transformer	35
44400015	TEMPOMATIC 2 basin tap Ø15 for CF mains 230/12V + transfo	35
444002	TEMPOMATIC 2 basin tap M1/2" mains 230/12V + transformer	-
444006	TEMPOMATIC 2 basin tap M3/8" 6V battery	34
44400615	TEMPOMATIC 2 basin tap Ø15 compression fitting 6V battery	34
445000	Replaced by 444000	-
44500015	Replaced by 44400015	-
445006	Replaced by 444006	-
44500615	Replaced by 44400615	-
445253	TEMPOMATIC PRO basin tap M3/8" 230/12V with swivel spout	36
44525315	TEMPOMATIC PRO basin tap Ø15 for CF 230/12V with swivel spout	36
445257	TEMPOMATIC PRO basin tap M3/8" 6V batt. with swivel spout	36
44525715	TEMPOMATIC PRO basin tap Ø15 for CF 6V batt. with swivel spout	36
447100	TEMPOMATIC basin tap M1/2" 230/12V for panel 1-12mm no spout	-
447500	TEMPOMATIC rec basin tap /st steel plate 230/12V spout L170	37
452150	TEMPOMATIC cross wall 150mm shower valve M1/2" mains 230/12V	97
452159	TEMPOMATIC c.w. 150mm sh.valve M1/2" 230/12V +ROUND sh. head	97
452300	TEMPOMATIC aluminium shower panel 6V battery-op top inlet	71
452310	TEMPOMATIC aluminium shower panel 6V battery-op back inlet	71
452565	TEMPOMATIC recessed shower valve M1/2" mains 230/12V	97
452569	TEMPOMATIC recessed sh. valve M1/2" 230/12V + ROUND sh. head	97
461032	Cartridge and solenoid valve for dual control TEMPOMATIC WC	256
461034	Solenoid valve MM1" 12V for TEMPOMATIC WC 463326	256
461035	Solenoid valve MM1" 12V for TEMPOMATIC WC + urinal	256
463000	Electronic multi unit 230/12V for TEMPOMATIC WC + trans	256
463030	TEMPOMATIC WC cross wall 30mm valve 1" mains 230/12V	191
463030HK	TEMPOMATIC WC cross wall 30mm valve 1" mains 230/12V for HK	191
463150	TEMPOMATIC WC cross wall 160mm valve 1" mains 230/12V	191
463150HK	TEMPOMATIC WC cross wall 160mm valve 1" mains 230/12V for HK	191
463200	TEMPOMATIC WC cross wall 225mm valve 1" mains 230/12V	191
463200HK	TEMPOMATIC WC cross wall 225mm valve 1" mains 230/12V for HK	191
463326	TEMPOMATIC WC recessed valve 1" st steel plate mains 230/12V	191
463399	Detector for TEMPOMATIC WC with 4m cable	256
463547	TEMPOMATIC WC recessed valve 1"/plate mains 230/12V for HK	191
463SRH	Solenoid valve + stopcock F1" + vacuum breaker Ø32 for WC	256
464000	TEMPOMATIC WC dual control recessed st steel 230/6V kit 2/2	189
464006	TEMPOMATIC WC dual control recessed st steel 6V bat. kit 2/2	189
464PBOX	TEMPOMATIC WC 3/4" rec dual ctrl vlv 6V bat kit 1/2 (+464006)	189
464PISP	Satin SS plate - batteries for TEMPOMATIC WC rec dual control	257
464PISS	Satin SS plate - mains supply for TEMPOMATIC WC rec dual ctrl	257
464SBOX	TEMPOMATIC WC 3/4" dual control rec 230/6V kit 1/2 (+464000)	189
477000	TEMPOMATIC exposed urinal M1/2" inline inlet mains 230/12V	149
478000	*TEMPOMATIC exp urinl M1/2" ang 230/12V(whl stk then 479406)	-

REF.	DESCRIPTION	P.
478015	BINOPTIC basin tap M3/8" 6V battery	29
47801515	BINOPTIC basin tap Ø15 for compression fitting 6V battery	29
478MCH	BINOPTIC MIX basin mixer M3/8" 6V battery	29
478MCH15	BINOPTIC MIX basin mixer Ø15 compression fittings 6V battery	29
478MCHLH	BINOPTIC MIX basin mixer M3/8" 6V battery, LH	-
479006	TEMPOMATIC 3 wall mtd urinal valve inline M1/2" 6V battery	149
479007	TEMPOMATIC 3 wall mtd urinal vlv angled M1/2" 6V + tube Ø35	149
479008	TEMPOMATIC 3 urinal valve angled M1/2" 6V battery	149
479406	TEMPOMATIC 4 wall mtd urinal vlv M1/2" inline 6V battery	148
479407	TEMPOMATIC 4 wall urinal ang vlv M1/2" 6V battery +tube Ø35	148
479408	TEMPOMATIC 4 wall mounted urinal angled vlv M1/2" 6V battery	148
479436	Electronic control unit 6V battery-op for TEMPOMATIC 4 urinal	256
479446	Electronic control unit 6V battery-op for TEMPOMATIC 3 urinal	256
479452	Solenoid valve 6V with SECURITHERM shower housing support	256
479647	Discontinued	-
479648	Replaced by 479748	-
479649	Replaced by 479749	-
479650	Solenoid valve 6V with flow rate adjustor for TEMPOMATIC 4	256
479748	Solenoid valve D2 6V for TEMPOMATIC basins, urinals, showers	256
479749	Solenoid valve D2 6V for TEMPOMATIC 3	256
487449	Electronic control unit 12V for TEMPOMATIC urinals & showers	256
487499	Detector for TEMPOMATIC multi urinals	256
487620	TEMPOMATIC recessed multi urinals M3/4" 230/12V +transformer	155
488015	BINOPTIC basin M3/8" tap H.170mm operated by 6V batteries	31
48801515	BINOPTIC basin Ø15 for CF tap H.170mm 6V battery operated	31
488MCHLH	BINOPTIC MIX basin mix M3/8"r H.170mm operated by 6V batteries	31
488MCHLH15	BINOPTIC MIX Ø15 for CF mixer H.170mm 6V battery operated	31
490000	TEMPOMATIC MIX 4, basin mix F3/8"rec mains supply +stopcocks	22
49000015	TEMPOMATIC MIX 4 basin M1/2" rec mains supply Ø15 stopcocks	22
490000LH	TEMPOMATIC MIX 4, basin mix F3/8"rec mains + stopcocks LH	-
490001	TEMPOMATIC MIX 4, basin mix F3/8" mains plug + stopcocks	22
49000115	TEMPOMATIC MIX 4 basin M1/2" rec UK mains plug Ø15 stopcocks	22
490001LH	TEMPOMATIC MIX 4, basin mix F3/8" mains plug +stopcocks LH	-
490006	TEMPOMATIC MIX 4 basin mixer F3/8" 6V batteries + stopcocks	22
49000615	TEMPOMATIC MIX 4 basin mix M1/2" batteries 15mm + stopcocks	22
490006LH	TEMPOMATIC MIX 4 basin mix F3/8" 6V batteries +stopcocks LH	-
490100	TEMPOMATIC MIX 4, basin mixer F3/8" rec mains supply 230/6V	22
490100LD	TEMPOMATIC MIX 4 basin mixer F3/8" rec mains 230/6V 1.5 lpm	-
490100LH	TEMPOMATIC MIX 4, basin mix F3/8"rec mains supply 230/6V LH	-
490101	TEMPOMATIC MIX 4, basin mixer F3/8" mains plug 230/6V	22
490101LH	TEMPOMATIC MIX 4, basin mixer F3/8" mains plug 230/6V, LH	-
490106	TEMPOMATIC MIX 4 basin mixer F3/8" with int 6V batteries	22
490106LD	TEMPOMATIC MIX 4 basin mixer F3/8" int. 6V batteries 1.5 lpm	-
490106LH	TEMPOMATIC MIX 4 basin mixer F3/8" int 6V batteries + LH	-
490220	Replaced by 490240	-
490230	Replaced by 490241	-
490230EXT	Electrical extension for TEMPOMATIC 4 basin	256
490240	Recessed 6V supply for TEMPOMATIC 4 basin from Feb 2016	256
490241	6V eu. electrical plug for TEMPOMATIC 4 basin from Feb 2016	256
490241UK	6V british electrical plug for TEMPOMATIC 4 basin	256
490440	Replaced by 490450	-
490446	Electronic control unit 6V battery operated for TEMPOMATIC 4	256
490450	Electronic unit for TEMPOMATIC 4 mains supply from Feb 2016	256
492006	TEMPOMATIC MIX 3 basin mix F3/8" int 6V batteries +stopcocks	26
49200615	TEMPOMATIC MIX 3 basin mix M1/2" 6V batteries Ø15 +stopcocks	26
492006LH	TEMPOMATIC MIX 3 basin mix F3/8" 6V batteries + stopcocks LH	-
492106	TEMPOMATIC MIX 3 basin mixer F3/8" int 6V batteries	26
492106LD	TEMPOMATIC MIX 3 basin mixer F3/8" int 6V batteries 1.5 lpm	-
492106LH	TEMPOMATIC MIX 3 basin mixer F3/8" int 6V batteries LH	-
492446	Electronic control unit for TEMPOMATIC 3 integ 6V battery	256
492646	Replaced by 479749	-
492647	Solenoid valve M for TEMPOMATIC 3 urinal	-
493400	TEMPOMATIC MIX 4 basin M1/2" wall-m mix 230/6V rec mains L.160	25
493406	TEMPOMATIC MIX 4 basin M1/2" wall-m mixer 6V batteries L.160	25

References prefixed by * are available while stocks last. References are listed in ascending alphanumerical order.

REF.	DESCRIPTION	P.
493410	TEMPOMATIC MIX 4 basin F3/8" mixer CW 230/6V rec mains L.130	25
493416	TEMPOMATIC MIX 4 basin F3/8" mix c-wall 6V batteries L.130	25
493500	TEMPOMATIC MIX 4 basin M1/2" wall-m mix 230/6V rec mains L.220	25
493506	TEMPOMATIC MIX 4 basin M1/2" wall-m mixer 6V batteries L.220	25
493506LD	TEMPOMATIC MIX 4 basin mix M1/2" wall-mtd 6V bat L220 1.5lpm	-
493510	TEMPOMATIC MIX 4 basin F3/8" mixer CW 230/6V rec mains L.190	25
493516	TEMPOMATIC MIX 4 basin F3/8" mix c-wall 6V batteries L.190	25
494000	TEMPOMATIC MIX 2 basin mix M3/8" mains 230/12V + transformer	35
494000LD	TEMPOMATIC MIX 2 basin mixer M3/8" mains 230/12V 1.5 lpm	-
49400015	TEMPOMATIC MIX 2 basin mix Ø15 for CF mains 230/12V + trans	35
494000LH	TEMPOMATIC MIX 2 basin mixer M3/8" 230/12V + LH lever	-
494006	TEMPOMATIC MIX 2 basin mixer M3/8" 6V battery	34
49400615	TEMPOMATIC MIX 2 basin mixer Ø15 comp. fitt. 6V battery	34
494006LH	TEMPOMATIC MIX 2 basin mixer M3/8" 6V battery + LH lever	-
495000	Replaced by 494000	-
49500015	Replaced by 49400015	-
495006	Replaced by 494006	-
49500615	Replaced by 49400615	-
495009	TEMPOMATIC detector with cable L0.10m	-
495070	TEMPOMATIC detector with cable L0.7m	256
495149	TEMPOMATIC detector with cable L1.50m	256
495253	TEMPOMATIC MIX PRO basin mix M3/8" 230/12V with swivel spout	36
49525315	TEMPOMATIC MIX PRO basin mix Ø15 for CF 230/12V swivel spout	36
495257	TEMPOMATIC MIX PRO basin mix M3/8" 6V batt. with swivel spout	36
49525715	TEMPOMATIC MIX PRO basin mix Ø15 for CF 6V batt. swivel spout	36
495444BC	Standard electronic control unit 230/12V with duty flush	256
495445BC	Multifunction elect control unit 230/12V for TEMPOMATIC	256
495446BC	Electronic control unit 6V battery operated for TEMPOMATIC	256
495499	TEMPOMATIC detector with cable L5m	256
495606	Solenoid vlv M3/8" 6V + filter for TEMPOMATIC, BINOPTIC basin	256
495612	Solenoid valve M3/8" 12V with filter for TEMPOMATIC basin	256
495612CEB	Solenoid valve 3/8" + cable L.4m for multifunction unit	-
495615	Solenoid valve M1/2" 6V +filter for TEMPOMATIC shower+urinal	256
495626	Solenoid vlv M1/2" 12V + filter for TEMPOMATIC basin/urinal	256
495626CEB	Solenoid valve 1/2" + cable L.4m for multifunction unit	256
495646	Solenoid vlv M1/2" 6V with filter for TEMPOMATIC and BINOPTIC	256
498015	BINOPTIC basin M3/8" tap H.250mm operated by 6V batteries	31
49801515	BINOPTIC basin Ø15 for CF tap H.250mm 6V battery operated	31
498MCHLH	BINOPTIC MIX basin M3/8" mixer H.250mm operated by 6V batteries	31
498MCHLH15	BINOPTIC MIX Ø15 for CF mixer H.250mm 6V battery operated	31
510580	Liquid soap dispenser 1L polished 304 stainless steel	63
510581	Liquid soap dispenser 1L white powder-coated 304 st. steel	63
510582	Liquid soap dispenser 1L 304 stainless steel satin finish	63
512066P	Electronic liquid soap dispenser 1L bright pol 304 st steel	63
512066S	Electronic liquid soap dispenser 1L pol satin 304 st steel	63
512066W	Electronic liquid soap dispenser 1L white powder-ctd 304 st st	63
517000	Siphon F1 1/4" w. horizontal outlet Ø32 chrome plated brass	172
538300	Replaced by 538400	-
538350	Replaced by 538450	-
538400	*TEMPOFIX 3 urnl frmØ35 10-38mm(while stk then 543006+778700)	-
538400D	*TEMPOFIX 3 urnl frm 1/2" 10-38(while stk then543006D+778700)	-
538450	*TEMPOFIX 3 urnl frm Ø35 40-130(while stk then 543006+778700)	-
538450D	*TEMPOFIX 3 urnl frm 1/2 40-130(while stk then543006D+778700)	-
542910	Replaced by 543000 + 430000	-
543000	TEMPOFIX 3 frame elect mains 230/6V for urinals Ø35 kit 1/2	211
543000D	TEMPOFIX 3 frame elect mains 230/6V for urinals 1/2" kit 1/2	211
543006	TEMPOFIX 3 fr sys time flow or bat for urinals Ø35 kit 1/2	211
543006D	TEMPOFIX 3 fr sys time flow or bat for urinals 1/2" kit 1/2	211
543100	TEMPOFIX 3 frame elect mains 12V for urinals Ø35 kit 1/2	212
546400	Replaced by 547000DE + 546412	-
546412	TEMPOFIX 3 frame elec WC SS plate kit 2/2 (+547000DE/547005DE)	217
547000	TEMPOFIX 3 frame elec WC 26-130mm wall Ø100 kit 1/2 (+546412)	217
547000BE	TEMPOFIX 3 frame elec WC kit 1/2 26-130mm wall Ø90 (+546412)	-
547000DE	TEMPOFIX 3 frame elec WC kit 1/2 26-130mm wall Ø110 (+546412)	-

REF.	DESCRIPTION	P.
547005	TEMPOFIX 3 frame elec WC 26-130mm Ø100 kit 1/2 (+546412)	217
547005BE	TEMPOFIX 3 frame electronic WC kit 1/2 26-130mm Ø90 (+546412)	-
547005DE	TEMPOFIX 3 frame elec WC kit 1/2 26-130mm Ø110 (+546412)	-
564000	TEMPOFIX 3 fr sys WC TEMPOMATIC 230/6V Ø100 wall fix kit1/2	216
564000BE	TEMPOFIX 3 fr sys WC TEMPOMATIC 230/6V Ø90 wall fix kit1/2	-
564000DE	TEMPOFIX 3 fr sys WC TEMPOMATIC 230/6V Ø110 wall fix kit1/2	-
564005	TEMPOFIX 3 fr sys WC TEMPOMATIC 230/6V Ø100 self-supp kit1/2	216
564005BE	TEMPOFIX 3 fr sys WC TEMPOMATIC 230/6V Ø90 self-supp kit1/2	-
564005DE	TEMPOFIX 3 fr sys WC TEMPOMATIC 230/6V Ø110 self-supp kit1/2	-
564060	TEMPOFIX 3 fr sys WC time flow or bat Ø100 wall fix kit1/2	216
564060BE	TEMPOFIX 3 fr sys WC time flow or bat Ø90 wall fix kit1/2	-
564060DE	TEMPOFIX 3 fr sys WC time flow or bat Ø110 wall fix kit1/2	-
564065	TEMPOFIX 3 fr sys WC time flow or bat Ø100 self-supp kit1/2	216
564065BE	TEMPOFIX 3 fr sys WC time flow or bat Ø90 self-supp kit1/2	-
564065DE	TEMPOFIX 3 fr sys WC time flow or bat Ø110 self-supp kit1/2	-
576211	Replaced by 578300DE	-
576212	Replaced by 5783212	-
576222	Replaced by 578222	-
576227	Replaced by 578400DE	-
576258	Replaced by 578300DE + 578230	-
576900	Discontinued	-
576910	Discontinued	-
576MUR	Discontinued	-
578090	PEHD sleeve connector 100/90	224
578100	ABS sleeve connector 100/100	224
578110	PEHD sleeve connector 100/110	224
578212	TEMPOFIX 3 WC frame 6L single flush kit 2/2	222
578222	TEMPOFIX 3 WC frame 3L/6L dual flush kit 2/2	222
578230	TEMPOFIX 3 WC frame 70-130mm dual flush kit 2/2	223
578300	TEMPOFIX 3 WC frame 10-35 & 70-130mm Ø100 wall fix kit 1/2	222
578300BE	TEMPOFIX 3 WC frame 10-35 & 70-130mm Ø90 wall fix kit 1/2	-
578300DE	TEMPOFIX 3 WC frame 10-35 & 70-130mm Ø110 wall fix kit 1/2	-
578305	TEMPOFIX 3 WC frame 10-35 & 70-130mm Ø100 free-stand kit 1/2	222
578305BE	TEMPOFIX 3 WC frame 10-35 & 70-130mm Ø90 free-stand kit 1/2	-
578305DE	TEMPOFIX 3 WC frame 10-35 & 70-130mm Ø110 free-stand kit 1/2	-
578400	TEMPOFIX 3 WC frame 30-60mm Ø100 wall fix kit 1/2	223
578400BE	TEMPOFIX 3 WC frame 30-60mm Ø90 wall fix kit 1/2	-
578400DE	TEMPOFIX 3 WC frame 30-60mm Ø110 wall fix kit 1/2	-
578405	TEMPOFIX 3 WC frame 30-60mm Ø100 free-standing kit 1/2	223
578405BE	TEMPOFIX 3 WC frame 30-60mm Ø90 free-standing kit 1/2	-
578405DE	TEMPOFIX 3 WC frame 30-60mm Ø110 free-standing kit 1/2	-
578MUR	Wall reinforcements for TEMPOFIX 3 frame system	224
578PMR	TEMPOFIX 3 connection kit, L. 580mm for PMR WC bowl	224
580000	Urinal waste Ø63 1 1/4" vand-resist st steel grid ctrl screw	173
581000	On/Off washbasin waste 1 1/4" stainless steel valve	62
60212.10P	10 × Integrated flat filter 0.5 for nut 1/2"	255
60220.10P	10 × Flat filter 0.6 for nut F1/2"	-
60221.10P	10 × Flat filter 0.6 for nut F3/4"	-
60234.10P	10 × Integrated flat filter 0.5 for nut 3/4"	255
60300.10P	10 × Flat filter in stainless steel 0.3 for nut 3/8"	255
60438.10P	10 × Integrated conical filter 0.5 for nut 3/8"	255
611	HYGIENA waste 1 1/4" concave grid, adaptable slotted lantern	62
6110	HYGIÉNA waste, concave grid, pre-scored snap-off for st. st.	-
64000	Wall mounted shower head M1/2" with 5 ring spray grid	121
64015	Discontinued	-
64200	Discontinued	-
682001	Floor trap 100×100 hard floors adj H integrated outlet Ø40	119
682001UK	Floor trap 100×100 hard floors adj H horiz elbow outlet Ø43	119
683001	Floor trap 150×150 hard floors adj H integrated outlet Ø40	119
683001UK	Floor trap 150×150 hard floors adj H horiz elbow outlet Ø43	119
683002	Floor trap st steel grid Ø114 vinyl floors integ. outlet Ø40	119
683002UK	Floor trap st steel grid Ø114 vinyl floors elbow outlet Ø43	119
684000	Floor trap with grid 140×140 - vertical outlet Ø40	119
700000	TEMPOMIX 2 basin mixer F3/8" ~7sec time flow with stopcocks	55

References prefixed by * are available while stocks last. References are listed in ascending alphanumerical order.

REF.	DESCRIPTION	P.
70000015	TEMPOMIX 2 basin mixer M1/2" ~7sec Ø15 comp fit +stopcocks	55
700000LH	TEMPOMIX 2 basin mixer F3/8" ~7sec time flow + stopcocks, LH	-
700001	TEMPOMIX 2 AB basin mixer F3/8" ~7sec time flow + stopcocks	55
70000115	TEMPOMIX 2 AB basin mix M1/2"~7sec Ø15 comp fit +stopcocks	55
700001LH	TEMPOMIX 2 AB basin mix F3/8" ~7sec time flow +stopcocks, LH	-
700100	TEMPOMIX 2 basin mixer F3/8" ~7sec time flow	55
700100LH	TEMPOMIX 2 basin mixer F3/8" ~7sec time flow, LH	-
700101	TEMPOMIX 2 AB basin mixer F3/8" time flow ~7sec time flow	55
700101LH	TEMPOMIX 2 AB basin mix F3/8" time flow ~7sec time flow, LH	-
700102	TEMPOMIX 2 AB basin mixer F3/8" time flow ~15sec time flow	-
700400	TEMPOMIX 2 lever operated basin mixer F3/8" ~7sec +stopcocks	55
70040015	TEMPOMIX 2 basin mixer M1/2" lever ~7sec Ø15 + stopcocks	55
700400LH	TEMPOMIX 2 lever op basin mix F3/8" ~7sec + stopcocks LH	-
700500	TEMPOMIX 2 lever operated basin mixer F3/8" ~7sec time flow	55
700500LH	TEMPOMIX 2 lever operated basin mixer F3/8" ~7sec flow + LH	-
700BJ	Flow straightener in Hostaform® for TEMPOSTOP 2 & TEMPOMIX 2	255
702000	TEMPOSTOP 2 basin tap M1/2" ~7sec time flow	55
702032	Water nozzle for tube Ø32 for squat WC	203
702301	TEMPOSTOP 2 AB basin tap M1/2" ~7sec time flow	55
702351	Replaced by 702301	-
702400	TEMPOSTOP 2 lever operated basin tap M1/2" ~7sec time flow	55
702451	Replaced by 702400	-
705000	Connection washer Ø32/55 with clamp for WC	203
705028	Connection washer Ø28/55 with clamp for WC	203
709000	Recessed vandal proof ROUND shower head M1/2"	120
709000CF	Recessed vandal proof ROUND shower head M1/2", 10 lpm	-
709010	Vandal proof ROUND shower head M1/2" for panels 1-15mm	120
709010CF	Vandalproof ROUND shower head M1/2", panels 1-15mm, 10 lpm	-
709010GR	ROUND shower head M1/2" with grid for panels 1-15mm	-
709150	Vandal proof ROUND shower head M1/2" for walls 180mm	120
709150GR	ROUND shower head M1/2" with grid for walls 180mm	-
709200	Vandal proof ROUND shower head M1/2" for walls 230mm	120
710000	Wall mounted shower arm MM1/2" L95 for shower head F1/2"	121
710500	Wall mounted soap dish Bayblend® chrome plated matt	88
710501	Wall mounted soap dish Bayblend® chrome plated bright	88
711000	GYM COMFORT adjustable scale proof shower head F1/2" Ø45	121
711002	GYM COMFORT EXTRA adj scale proof shower head F1/2" Ø68	121
712000	TONIC JET vandal proof recessed shower head M1/2"	120
712000CF	TONIC JET vandal proof recessed shower head M1/2, 10 lpm	-
712000GR	TONIC JET vandal proof recessed shower head M1/2"	-
712010	TONIC JET vandal proof shower head M1/2" for panels 1-10mm	120
712020	TONIC JET vandal proof exposed shower head F3/4" +column Ø16	120
712150	TONIC JET vandal proof cross wall 180mm shower head M1/2"	120
712150GR	TONIC JET vandal proof c-wall 150mm shower head M1/2" + grid	-
712200	TONIC JET vandal proof cross wall 230mm shower head M1/2"	120
712450	TONIC JET vandal proof shower head F1/2"	-
713000	Discontinued	-
714000	SPORTING exposed shower kit M1/2" ~30sec time flow valve	118
714002	SPORTING wall mtd rec sh kit M1/2" ~30sec time flow valve	118
714700	SPORTING 2 anodised alu sh panel M1/2" ~30sec time flow valve	93
714700CMA	SPORTING alu sh panel M1/2" anodised ~30sec no flow limiter	-
714700GR	SPORTING 2 anodised alu sh panel M1/2" ~30sec GR shower head	93
714701	Replaced by 714700	-
714764	Starter for SPORTING shower	253
714765	Starter for SPORTING shower panel	253
715000	Ceiling mounted shower head F1/2" with chromed rim Ø80	121
716000	Ceiling mounted GYM vandal proof shower head F1/2" fixed	120
729008	Soap dispenser straight spout 1L bottle, chromed brass	63
729012	Soap dispenser curved spout 1L bottle, chromed brass	63
729108	Soap dispenser straight spout, tube L1200, chromed brass	63
729112	Soap dispenser curved spout, tube L1200, chromed brass	63
729150	Wall mounted soap dispenser cross wall 180, chromed	63
729508	Soap dispenser straight spout 0.5L bottle, chromed brass	63
729512	Soap dispenser curved spout 0.5L bottle, chromed brass	63

REF.	DESCRIPTION	P.
730802.2P	2 × Angled isolating ball valve for PREMIX 3/4"	137
730803.2P	2 × Angled isolating ball valve for PREMIX 1"	137
730804.2P	2 × Angled isolating ball valves for PREMIX 1 1/4"	137
731002	PREMIX COMFORT 55 group thermostatic mixer M3/4" 55lpm	139
731003	PREMIX COMFORT 90 group thermostatic mixer M1" 90lpm	139
731004	PREMIX COMFORT 140 group thermostatic mixer M1 1/4" 140lpm	139
731005	PREMIX COMFORT 190 group thermostatic mixer M1 1/2" 190lpm	139
731052	PREMIX SECURITY 55 group thermostatic mixer M3/4" 55lpm	137
731053	PREMIX SECURITY 90 group thermostatic mixer M1" 90lpm	137
731054	PREMIX SECURITY 140 group thermostatic mixer M1 1/4" 140lpm	137
731055	PREMIX SECURITY 190 group thermostatic mixer M1 1/2" 190lpm	137
731200	PREMIX COMFORT T2 group thermostatic mixer M3/4" 55lpm	139
731300	PREMIX COMFORT T3 group thermostatic mixer M1" 90lpm	139
731400	PREMIX COMFORT T4 group thermostatic mixer M1 1/4" 140lpm	139
731500	PREMIX COMFORT T5 group thermostatic mixer M1 1/2" 190lpm	139
732012	PREMIX NANO thermostatic mixer FM3/8" nickel body	141
732016	PREMIX NANO thermostatic mixer FM3/8" chromed body	141
732115	PREMIX NANO thermostatic mixer Ø15mm nickel body	141
732116	PREMIX NANO thermostatic mixer Ø15mm chromed body	141
732216	PREMIX NANO thermostatic mixer 3/8" chromed body	141
732230	PREMIX NANO tmv 3/8" chrome-plated + union kit PEX L.300	141
732515	Connection kit PEX L300 for PREMIX NANO 732216	254
733015	PREMIX COMPACT thermostatic mixer M1/2" rough cast body	141
733016	PREMIX COMPACT thermostatic mixer M1/2" chromed body	141
733020	PREMIX COMPACT thermostatic mixer M3/4" rough cast body	141
733021	PREMIX COMPACT thermostatic mixer M3/4" polished chrome body	141
734100	TEMPOGENOU angled MM1/2" lever L350 ~7sec	58
735000	TEMPOGENOU inline MM1/2" stud nut lever L350 ~7sec	-
735400	TEMPOGENOU inline MM1/2" lever L350 ~7sec	58
735447	TEMPOGENOU inline MM1/2", lever L350 ~7sec comp. fittings	-
73544715	TEMPOGENOU inline MM1/2", lever L350 ~7sec comp fit + olives	58
736001	MONOFOOT floor mounted pedal operated valve MM1/2" stud nut	58
736101	MONOFOOT floor mounted pedal operated vlv MM1/2" without nut	58
736102	MONOFOOT wall mounted pedal operated vlv MM1/2" without nut	58
739000	MIXFOOT floor mounted pedal operated mixer MM1/2" stud nut	58
739100	MIXFOOT floor mounted pedal operated mixer MM1/2" w-out nut	58
739102	MIXFOOT wall mounted pedal operated mixer MM1/2" without nut	58
740000	TEMPOSOFT basin tap M1/2" ~7sec time flow	51
740300	TEMPOSOFT 2 basin tap M1/2" ~7sec time flow reinforced fixing	52
740500	TEMPOSOFT 2 basin tap M1/2" ~7sec time flow	52
741000	TEMPOSOFT wall mounted basin tap M1/2" L80 ~7sec time flow	51
741500	TEMPOSOFT 2 wall mtd basin tap M1/2" L110 ~7sec time flow	53
741515	TEMPOSOFT 2 wall mtd basin tap M1/2" L110 ~15sec time flow	-
741550	TEMPOSOFT 2 wall mtd basin tap M1/2" L150 ~7sec time flow	53
741565	TEMPOSOFT 2 wall mtd basin tap M1/2" L150 ~15sec time flow	-
741942	Replaced by 741943	-
741943	TEMPOSTOP AB cross wall 200 basin tap M1/2" ~7sec time flow	57
741945	TEMPOSTOP AB c-wall 147 basin kit M1/2" ~7sec 2 ctrl spt L75	231
742000	TEMPOSOFT MIX basin mixer F3/8" ~7sec time flow + stopcocks	50
74200015	TEMPOSOFT MIX mixer M1/2" ~7sec comp fit Ø15 + stopcocks	50
742000LH	TEMPOSOFT MIX basin mix F3/8" ~7sec time flow +stopcocks, LH	-
742100	TEMPOSOFT MIX basin mixer F3/8" ~7sec time flow	50
742100LH	TEMPOSOFT MIX basin mixer F3/8" ~7sec time flow, LH	-
742500	TEMPOSOFT MIX 2 basin mixer F3/8" ~7sec flow with stopcocks	52
74250015	TEMPOSOFT MIX 2 mixer M1/2" ~7sec comp fit Ø15 + stopcocks	52
742500LH	TEMPOSOFT MIX 2 basin mixer F3/8" ~7sec with stopcocks + LH	-
742510	TEMPOSOFT MIX 2 basin mixer F3/8" ~7sec time flow	52
742510LH	TEMPOSOFT MIX 2 basin mixer F3/8" ~7sec time flow + LH	-
742520	TEMPOSOFT MIX 2 basin mixer F3/8" ~15sec time flow	-
743003	TEMPOSTOP 1/2" cartridge ~3sec time flow	254
743005	TEMPOSTOP basin/urinal cartridge ~7sec time flow	252
743010	TEMPOSTOP basin/shower cartridge ~15sec time flow	252
743080	TEMPOSTOP basin cartridge with disk push button ~7sec flow	-
743103	TEMPOSTOP recessed urinal cartridge ~3sec time flow	-

References prefixed by * are available while stocks last. References are listed in ascending alphanumerical order.

REF.	DESCRIPTION	P.
743105	TEMPOSTOP AB cartridge basin/urinal ~7sec time flow	252
743107	TEMPOSTOP recessed urinal cartridge ~7sec time flow	-
743110	TEMPOSTOP recessed shower cartridge ~15sec time flow	-
743115	TEMPOSTOP AB basin cartridge ~15sec time flow	252
743205	TEMPOSTOP AB cross wall/lever basin cartridge ~7 sec	252
743215	TEMPOSTOP AB cross wall/lever basin/shower cartridge ~15sec	253
743303	TEMPOSTOP urinal cartridge ~3sec time flow	-
743305	TEMPOSTOP cross wall/lever basin/urinal cartridge ~7sec	252
743310	TEMPOSTOP cross wall/lever basin/shower cartridge ~15sec	253
743323	TEMPOSTOP cross wall/lever urinal cartridge ~3sec time flow	252
743428	TEMPOSTOP recessed shower cartridge ~30sec time flow	253
743507	TEMPOFLUX WC rec flush valve cartridge ~7sec time flow	-
743528	TEMPOSTOP recessed urinal cartridge ~7sec time flow	254
743605	TEMPOCHASSE 1 1/4" rec/cross wall cartridge ~7sec time flow	254
743622	TEMPOFLUX 2 WC 3/4" recessed cartridge/frame 10-35mm ~7sec	254
743623	TEMPOFLUX 2 WC 3/4" cross wall flush vlv cartridge ~7sec time flow	254
743641	TEMPOSTOP 3/4" recessed shower cartridge ~30sec time flow	-
743642	TEMPOSTOP 3/4" c-wall/rec shower cartridge ~30sec time flow	253
743643	TEMPOSTOP 3/4" c-wall/rec urinal cartridge ~7sec time flow	-
743644	TEMPOSTOP 3/4" recessed shower cartridge ~30sec time flow	253
743645	TEMPOSTOP 3/4" recessed urinal cartridge ~7sec time flow	254
743677	TEMPOFLUX 2 WC 3/4" recessed/frame 30-60mm cartridge ~7sec	254
743700	TEMPOSTOP 3/4" exposed shower cartridge ~30sec time flow	253
743702	Discontinued	-
743705	TEMPOCHASSE 1 1/4" lever operated cartridge ~7sec time flow	254
743707	TEMPOSTOP 3/4"siphon action urinal cart ~7sec time flow	254
743714	SPORTING wall mounted shower cartridge ~30sec time flow	253
743715	SPORTING shower panel cartridge ~30sec time flow	253
743732	Maintenance kit for PREMIX NANO	254
743741	TEMPOSOFT urinal cartridge ~7sec time flow	-
743742	TEMPOSOFT basin cartridge ~15sec time flow	252
743743	TEMPOSOFT shower cartridge ~30 sec time flow	253
743743CF	TEMPOSOFT shower cartridge time flow ~30sec full flow	-
743744	TEMPOSOFT urinal cartridge ~3sec time flow	254
743747	TEMPOSOFT basin cartridge ~7sec time flow	252
743749	TEMPOSTOP 3/4" exposed shower cartridge ~30sec time flow	253
743761	TEMPOFLUX WC 3/4" exp. flush vlv cartridge ~7sec time flow	254
743762	TEMPOFLUX WC 3/4" rec flush vlv cartridge ~7sec time flow	254
743763	TEMPOFLUX WC 3/4" c-wall flush vlv cartridge ~7sec time flow	254
743764	Cartridge for TEMPOFLUX 3 exposed AB, dual flush 3L/6L	254
743765	Recessed TEMPOFLUX 3 cartridge, dual flush 3L/6L	254
743778	TEMPOFLUX exposed urinal cartridge 3sec time flow	254
743779	TEMPOSTOP 3/4" WC cartridge ~7sec time flow	254
743786	TEMPOMIX wall mounted basin cartridge ~7 sec (after 02/2018)	252
743789	TEMPOMIX shower cartridge ~30sec time flow (after 10/2017)	253
743790	TEMPOMIX shower cartridge ~30sec time flow (before 10/2017)	253
743791	TEMPOMIX basin cartridge, time flow ~7 sec (after 07/2017)	252
743793	TEMPOMIX 3 wall-mounted basin cartridge, time flow ~7	252
743794	TEMPOMIX 3 basin cartridge ~7sec time flow	252
743795	TEMPOMIX basin cartridge ~7 sec time flow (before 07/2017)	252
743796	TEMPOMIX wall mounted basin cartridge ~7 sec (before 02/2018)	252
743797	TEMPOMIX recessed shower cartridge ~30sec (before 09/2017)	253
743798	TEMPOMIX cross wall basin cartridge ~7 sec (before 09/2017)	252
743799	TEMPOMIX 3 shower cartridge time flow ~30 sec	253
743902	TEMPOSTOP 2 / TEMPOMIX 2 basin cartridge ~15sec time flow	-
743907	TEMPOSTOP 2 / TEMPOMIX 2 basin cartridge ~7sec time flow	252
743908	TEMPOSTOP 2 / TEMPOMIX 2 AB basin cartridge ~7 sec time flow	252
743915	TEMPOSTOP 2 / TEMPOMIX 2 AB basin cartridge ~15sec time flow	-
744000	TEMPOSTOP wall mounted basin tap M3/8" ~7sec time flow	57
744001	TEMPOSTOP AB wall mounted basin tap M3/8" ~7sec time flow	57
745100	TEMPOSTOP basin tap M1/2" ~7sec time flow + back nut	56
745101	TEMPOSTOP AB basin tap M1/2" ~7sec time flow + back nut	56
745200	TEMPOSTOP basin tap M1/2" ~7sec time flow + stud nut	-
745250	Replaced by 745100	-

REF.	DESCRIPTION	P.
745300	TEMPOSTOP basin tap M1/2" ~7sec time flow reinforced fixing	56
745301	TEMPOSTOP AB basin tap M1/2" ~7sec back nut with 3 screws	56
745351	Replaced by 745301	-
745440	TEMPOSTOP lever operated basin tap M1/2" ~7sec	56
745450	Replaced by 745440	-
745460	TEMPOSTOP lever operated basin tap M1/2" ~15sec	-
746000	TEMPOSTOP wall mounted basin tap M1/2" ~7sec	57
746001	TEMPOSTOP AB wall mounted basin tap M1/2" ~7sec time flow	57
746015	TEMPOSTOP wall mounted basin tap M1/2" ~15sec	-
746292	TEMPOSTOP wall mtd basin tap M1/2" ~7sec with wall plate	57
746410	TEMPOSTOP wall mounted lever operated basin tap M1/2" ~7sec	57
747000	TEMPOSTOP exposed shower valve M1/2" inline ~15sec time flow	117
747004	TEMPOSTOP chain pull shower valve M1/2" 15sec + GYM COMFORT	117
747006	TEMPOSTOP chain pull shower valve M1/2" 15sec + GYM	117
747080	TEMPOSTOP exposed shower valve M1/2" disk push button ~7sec	-
747114	TEMPOSTOP basin tap M1/2" inline ~3sec compression fittings	-
747121	TEMPOSTOP rec/c-wall basin/shower rough tap M1/2" ~15sec	-
747122	TEMPOSTOP AB rec/c-shower valve rough M1/2" ~15sec	-
747214	TEMPOSTOP AB c-wall 200 shower valve kit M1/2" ~15sec ROUND	116
747500	TEMPOSTOP chain pull shower valve MM1/2" ~15sec time flow	-
747800	TEMPOSOFT 2 wall mtd exp shower valve M1/2" inline ~30 sec	113
747801	TEMPOSOFT 2 exp shower kit M1/2" ~30 sec valve + TONIC JET	112
747942	Discontinued	-
747952	TEMPOSTOP rec/c-wall basin/sh valve M1/2" ~15sec comp fitting	-
74795215	*TEMPOSTOP rec basin/sh vlv Ø15 ~15sec +olives (while stk)	-
748000	TEMPOSTOP exposed shower valve M1/2" angled ~15sec time flow	117
748126	TEMPOSTOP angled basin tap M1/2" rough cast ~7sec + bk nuts	60
748130	TEMPOSTOP angled basin tap M1/2" rough cast ~15sec + bk nuts	-
748150	TEMPOSTOP wall mounted basin tap M1/2" ~15sec swivel spout	57
748151	TEMPOSTOP AB wall mtd basin M1/2" tap ~15sec swivel spout	57
748626	TEMPOSTOP wall mtd basin tap M1/2" ang rough body ~7sec flow	60
748630	TEMPOSTOP wall mtd basin tap M1/2" ang rough body ~15sec flow	-
748800	TEMPOSOFT 2 exposed shower valve M1/2" angled ~30 sec flow	113
749000	TEMPOSTOP exposed shower valve M3/4" 75 lpm ~30sec time flow	117
749001	TEMPOSTOP exp shower vlv kit M3/4" inline ~30sec + TONIC JET	116
749002	TEMPOSTOP exp shower kit M1/2" comp fitting + TONIC JET	116
749101	Discontinued	-
749128	TEMPOSTOP rec shower valve F1/2" st steel Ø130 plate ~30sec	115
749146	TEMPOSTOP rec/c-wall shower valve M1/2" ~30sec comp fitting	-
749159	TEMPOSTOP c-wall 150 shower valve kit M1/2" ~30sec + ROUND	116
749201	Replaced by 749300	-
749218	TEMPOSTOP recessed shower valve waterproof Kit 2/2 (+749BOX)	114
749218CXL	TEMPOSTOP recessed shower waterproof CXL Kit2/2 (+749BOX)	114
749239	TEMPOSTOP recessed shower waterproof Kit2/2 ROUND (+749BOX)	114
749300	TEMPOSOFT aluminium shower panel top inlet valve ~30sec	86
749350	TEMPOSOFT aluminium shower panel top inlet +handset ~30sec	86
749428	TEMPOSOFT 2 rec shower valve M1/2" ~30 sec + wall plate Ø130	113
749429	TEMPOSOFT 2 recessed shower kit M1/2" ~30 sec valve + ROUND	112
749628	TEMPOSTOP recessed shower valve F1/2" ~30sec st steel plate	115
749700	TEMPOSTOP exposed shower valve M3/4" 12 lpm ~30sec time flow	117
749715	TEMPOSTOP exposed shower valve F1/2" ~30sec time flow	-
749725	*TEMPOSTOP exp shower vlv Ø15 ~30sec(while stk thn 74972515)	-
74972515	TEMPOSTOP exposed shower valve Ø15 time flow ~30sec + olives	117
749770	TEMPOSTOP shower valve M3/4" for panels ~30sec + wall plate	115
749870	TEMPOSOFT 2 sh valve M1/2" for panels 7mm ~30 sec time flow	113
749925	TEMPOSTOP recessed shower valve M1/2" 30sec comp fittings	-
749BOX	TEMPOSTOP rec shower waterproof Kit1/2 (+749218/239/232)	114
750000	*Urinal neck tube F1/2" for ALLIA Nogent +nozzle (while stk)	-
751000	Urinal neck tube F1/2" for ALLIA /SELLES + water nozzle	170
751752	Discontinued	-
751753	Urinal neck tube F1/2" for VB Losange 7530 + water nozzle	171
752000	Urinal neck tube F1/2" Ø35	170
752430	Urinal neck tube Ø 35mm recessed supply	153
753000	Urinal neck tube F1/2" F3/8" Ideal STANDARD/PORCHER Applique	170

References prefixed by * are available while stocks last. References are listed in ascending alphanumerical order.

REF.	DESCRIPTION	P.
753005	Maintenance kit TEMPOSTOP basin/urinal ~7sec time flow	252
753010	Maintenance kit for TEMPOSTOP basin/shower ~15sec time flow	252
753105	Maintenance kit TEMPOSTOP AB basin/urinal ~7sec time flow	252
753115	Maintenance kit TEMPOSTOP AB basin/shower ~15sec time flow	252
753148	Maintenance kit TEMPOSTOP siphon action urinal ~7sec	254
753149	Maintenance kit for TEMPOSTOP shower ~30sec time flow	253
753303	Maintenance kit TEMPOSTOP basin/urinal ~3sec time flow	252
753395	Urinal neck tube F1/2" for PORCHER HygieniQ	170
753730	Maintenance kit for PREMIX COMFORT 3/4" or 1"	254
753731	Replaced by 753730	-
753733	Maintenance kit for PREMIX COMPACT	254
753735	Maintenance kit for PREMIX COMFORT 1 1/4" and 1 1/2"	254
753736	Maintenance kit for MONOFOOT	252
753739	Maintenance kit for MIXFOOT	252
753749	Maintenance kit for TEMPOSTOP shower ~30sec time flow	253
753750	Maintenance kit for PREMIX SECURITY 3/4" or 1"	254
753751	Replaced by 753750	-
753755	Maintenance kit for PREMIX SECURITY 1 1/4" and 1 1/2"	254
753761	Maintenance pack for TEMPOFLUX WC ~7sec time flow	254
753763	Maintenance pack for cross wall TEMPOFLUX WC ~7sec time flow	254
753779	Maintenance kit for TEMPOCHASSE WC ~7sec time flow	254
753790	Maintenance kit for TEMPOMIX shower ~30sec time flow	253
753795	Maintenance kit deck mtd TEMPOMIX basin ~7 sec time flow	252
753796	Maintenance kit wall mtd TEMPOMIX basin ~7 sec time flow	252
754000	Urinal neck tube F1/2" F3/8" for J DELAFON Coquille 2-1519	171
754524	Urinal neck tube F1/2" for J DELAFON Coquille + water nozzle	171
755120	Urinal flush tube Ø35mm offset 20mm for TEMPOFLUX urinal vlv	-
756000	Urinal neck tube F1/2" for ALLIA/SELLES + water nozzle	171
756230	Urinal neck tube F1/2" JD Murale 2, Boissiere 2 + water noz	171
757000	Urinal neck tube F1/2" + wall plate for ROCA Urito	171
757010	*Neck tube F1/2" for DELABIE RND urinal (while stock lasts)	-
757118	Neck tube F1/2" for DELABIE DELTACERAM urinal	170
757135	Neck tube F1/2" TEMPOSTOP TEMPOSOFT 2 for FINO urinal	170
757160	Neck tube F1/2" for DELABIE DELTA urinal before 04/2019	-
757162	Neck tube F1/2" for DELABIE DELTA urinal after 04/2019	170
757430	Neck tube + 1/2" union for rec supply for urinal with flexi	153
758021	Urinal water nozzle for stalls M3/8" recessed inlet	171
758035	Urinal union M1/2" Ø35 recessed	171
758135	Urinal neck tube F1/2" Ø35 recessed supply	171
758335	Discontinued	-
758645	Urinal neck tube F1/2" + water nozzle for ALLIA Amigo 3645	170
758921	Urinal water nozzle for stalls M1/2" recessed inlet	171
759000	Urinal neck tube F3/4" Ø35 for siphon action	170
759090	Urinal neck tube F3/4" from above for JD Patio	171
760000	TEMPOCHASSE WC exposed valve MM1 1/4" ~7sec time flow	201
760004	TEMPOCHASSE WC exp valve kit 1" ~7sec + inline stopcock	201
760005	TEMPOCHASSE exposed valve 1" ~7sec + elbow stopcock	201
760150	TEMPOCHASSE WC c-wall 190 1" + con wash Ø32/55 ~7sec	200
760220	TEMPOCHASSE WC rec/plate kit 1 " +con wash Ø32/55 ~7sec	200
760410	Replaced by 760000	-
760450	TEMPOCHASSE exp slop hop kit 1"+ offset 40 tube Ø32 7sec	201
760460	TEMPOCHASSE exp for DELABIE slop hop kit 1 1/4"+ tube Ø32	201
760605	TEMPOCHASSE WC recessed/c-wall cast MM1 1/4" Ø32 ~7sec flow	-
760627	*TEMPOCHASSE rec kit MM1 1/4" ~7sec(while stock then 760220)	-
760700	TEMPOCHASSE cross wall 190 kit 1" ~7sec + elbow tube Ø32	200
761000	TEMPOFLUX WC Ø28 exposed valve M3/4" angled ~7sec time flow	199
761001	TEMPOFLUX WC Ø28 exposed valve M3/4" angled ~7sec + stopcock	199
761002	TEMPOFLUX WC exposed kit F3/4" Ø28 angled ~7sec + stopcock	199
761003	TEMPOFLUX WC exp kit M3/4" angled ~7sec + tube Ø28 stopcock	199
761004	TEMPOFLUX WC exp kit M3/4" angled ~7sec time flow +tube Ø28	199
761025	TEMPOFLUX WC exp kit M3/4" angled ~7sec valve + tube Ø24/25	199
761200	TEMPOFLUX WC Ø25 c-wall 200mm flush valve M3/4" ~7sec	198
761627	TEMPOFLUX WC rec valve M3/4" 7 sec st steel plate 220×170	198
761700	TEMPOFLUX WC c-wall 150 kit M3/4" ~7sec valve + tube Ø32	198

REF.	DESCRIPTION	P.
761900	TEMPOFLUX WC recessed valve M3/4" ~7 sec chromed plate Ø195	198
762150	TEMPOFLUX 2 WC cross wall 145 flush valve M3/4" Ø25 ~7sec	197
762901	TEMPOFLUX 2 WC rec vlv M3/4" with box ~7sec single flush	197
762902	TEMPOFLUX 2 WC rec valve M3/4" with box ~7sec dual flush	197
763000	TEMPOFLUX 3 WC F3/4" recessed AB, satin, 3L/6L, kit 2/2	195
763040	TEMPOFLUX 3 WC recessed AB, chromed, 3L/6L, kit 2/2	195
763201	TEMPOFLUX 3 WC AB Ø28 exp valve M3/4" angled ~7sec +stopcock	196
763203	TEMPOFLUX 3 WC AB exp kit M3/4" Ø28 angled ~7sec + stopcock	196
763BOX	TEMPOFLUX 3 WC 3/4" valve recessed AB, 3L/6L, kit 1/2	195
763PIM	Satin st st plate for TEMPOFLUX 3 WC recessed AB	254
763PMM	Metal plate for TEMPOFLUX 3 WC recessed AB	254
764000	Inline stopcock chromed + flow adjustment F1" - F1 1/4"	201
764600	Stopcock straight + flow adjustment F1"-F1 1/4" rough	-
765000	Elbow stopcock chromed + flow adjustment F1" - F1 1/4"	201
765020	Elbow stopcock chromed + flow adjustment FF3/4"	199
766001	Elbow flush tube Ø32/55 st steel TEMPOCHASSE WC 1 1/4"	202
766002	Elbow flush tube + con washer Ø28/55 for TEMPOFLUX WC 3/4"	202
767004	Angled flush tube Ø32 F1 1/4" for squat WC with water nozzle	203
767006	Ang flush tube offset slop hop 40mm F1 1/4" + con wash Ø32/55	203
769001	Elbow flush tube PE Ø32/55 for TEMPOCHASSE F1 1/4"	202
769400	Recessed/cross wall PVC elbow flush tube Ø32	202
769500	Rec/c-wall PVC elbow flush tube + connection washer Ø32/55	202
770035	Urinal corner wedge L35 I.S J.DELAFON, LAUFEN, PORCHER	172
770045	Urinal corner wedge L45 ALLIA VILLEROY & BOCH	172
771000	SIPHURINOIR vertical siphon with lip seal Ø50/32 H110 chr ABS	172
775000	Urinal outlet M1 1/4" socket to seal Ø54, chromed brass	173
776000	Urinal outlet M1 1/4" with comp seal Ø50 w-out nut, chr brass	172
777000	TEMPOSTOP exposed urinal MM1/2" inline ~3sec + wall plate	169
777007	TEMPOSTOP exposed urinal MM1/2" inline ~7sec + wall plate	169
777015	TEMPOSTOP urinal kit inline washer Ø35	174
777101	TEMPOSTOP urinal kit inline ALLIA Aubagne 2, SELLES	174
777130	TEMPOSOFT 2 recessed urinal valve M1/2" ~3sec + wall plate	166
777140	TEMPOSOFT 2 urinal vlv MM1/2" for panels 7mm ~3sec time flow	166
777200	TEMPOSTOP c-wall 200mm urinal valve MM1/2" ~3sec time flow	168
777503	*TEMPOSTOP urinal kit IDEAL STANDARD/PORCHER (while stock)	-
777517	TEMPOSTOP urinal kit inline JACOB DELAFON, Coquille 2	176
777800	TEMPOSOFT 2 wall mtd exposed urinal valve MM1/2" ~3sec flow	166
777807	TEMPOSOFT 2 wall mtd exposed urinal valve MM1/2" ~7sec flow	166
777924	TEMPOSTOP recessed urinal valve MM1/2" ~3sec + plate Kit 1/2	168
777925	TEMPOSTOP recessed urinal valve MM1/2" ~3sec + plate Kit 2/2	168
777930	TEMPOSTOP recessed urinal valve MM1/2" ~3sec + wall plate	-
778000	TEMPOSTOP exp urinal valve MM1/2" angled ~3sec + wall plate	169
778007	TEMPOSTOP exp urinal valve MM1/2" angled ~7sec + wall plate	169
778500	TEMPOFLUX exposed urinal valve M1/2" angled 3 sec + stopcock	-
778700	TEMPOFLUX recessed urinal satin st. steel ~3 sec kit 2/2	163
778755	TEMPOFLUX exp. urinal valve kit M1/2" angled 3 sec +stopcock	165
778757	TEMPOFLUX kit M1/2" ~3 sec for DELTA urinals after 12/2018	165
778759	TEMPOFLUX urinal valve kit M1/2" ~3 sec for FINO urinals	165
778800	TEMPOSOFT 2 wall mounted urinal valve M1/2" angled ~3sec	166
778807	TEMPOSOFT 2 wall mounted urinal valve M1/2" angled ~7sec	166
778BOX	Recessed waterproof housing for TEMPOFLUX ur. 1/2" (+778700)	163
778PIS	Satin stainless steel plate for recessed TEMPOFLUX urinal	254
779000	TEMPOSTOP exposed urinal valve MM3/4" inline ~7sec time flow	169
779128	TEMPOSTOP recessed urinal valve FF1/2" ~7sec + wall plate	168
779221	*TEMPOSTOP rec urinal vlv ~7sec kit 2/2(while stk thn778700)	-
779421	TEMPOSTOP rec urinal valve MM1/2" ~7sec time flow + plate	168
779427	TEMPOSTOP rec urinal valve FF1/2" ~7sec time flow + plate	168
779BOX	Replaced by 778BOX	-
78000	Discontinued	-
780000	Urinal siphon F1 1/4" with vertical outlet Ø32 chromed brass	172
785000	Stall waste + integ siphon, vertical outlet Ø40 with nut	173
790000	TEMPOMIX exposed shower mixer M3/4" ~30sec time flow	111
790000CXL	Replaced by 790000	-
790001	TEMPOMIX exposed shower mixer kit M3/4" ~30sec time flow	110

References prefixed by * are available while stocks last. References are listed in ascending alphanumerical order.

REF.	DESCRIPTION	P.
790006	TEMPOMIX exp shower mixer kit M1/2" ~30sec +stopcocks	110
790008	TEMPOMIX exp shower mixer kit M1/2" ~30sec + elbow union	110
790100	Replaced by 790300 or 790204	-
790110	Replaced by 790310 or 790214	-
790150	Replaced by 790153	-
790151	Discontinued	-
790152	Aluminium extension for shower panel	88
790153	Stainless steel telescopic extension for shower panel	88
790204	TEMPOMIX st steel shower panel top inlets ~30sec + soap dish	85
790204CF	TEMPOMIX SS shower panel top inlets ~30sec 10 lpm +soap dish	-
790206	*TEMPOMIX Mineralsteel sh pnl top inlet +SD (then 790204)	-
790206CF	Replaced by 790204CF	-
790212	Replaced by 790219	-
790214	TEMPOMIX st steel shower panel back inlets ~30sec +soap dish	85
790214CF	TEMPOMIX SS sh panel back inlets ~30sec 10 lpm + soap dish	-
790216	Replaced by 790214	-
790216CF	Replaced by 790214CF	-
790218	TEMPOMIX recessed shower mixer waterproof Kit2/2 (+790BOX)	109
790218CXL	Replaced by 790218	-
790219	TEMPOMIX recessed sh mixer waterproof Kit2/2 ROUND (+790BOX)	109
790300	TEMPOMIX aluminium shower panel mixer top inlets ~30sec	84
79030015	TEMPOMIX alu shower panel top inlets Ø15 comp fit ~30sec	84
790305	TEMPOMIX alu shower panel top inlets ~30sec mixer +soap dish	84
79030515	TEMPOMIX alu shower panel top inlets Ø15 mixer + soap dish	84
790310	TEMPOMIX aluminium shower panel mixer hidden inlets ~30sec	84
790350	TEMPOMIX alu shower panel mixer top inlets ~30sec + handset	84
79035015	TEMPOMIX alu shower panel top inlets Ø15 mixer + handset	84
790425	TEMPOMIX rec shower mixer M1/2" Ø15 ~30sec time flow + plate	109
790427	TEMPOMIX rec shower mixer M1/2" Ø14 ~30sec time flow + plate	109
790709	TEMPOMIX recessed/plate shower mixer kit M1/2" + ROUND	109
790712	*TEMPOMIX rec shower kit M1/2 +TONIC JET(whl stk thn 790709)	-
790874	TEMPOMIX exposed shower mixer FFM3/4" ~30sec + elbow unions	111
790875	TEMPOMIX exposed shower mixer M1/2" ~30sec + offset unions	111
790909	TEMPOMIX recessed shower mixer kit M1/2" plate Ø195 + ROUND	109
790912	*TEMPOMIX rec sh kit M1/2" Ø195 TONICJET(whl stk thn 790712)	-
790925	TEMPOMIX rec sh mixer M1/2" Ø15 ~30sec time flow plate Ø195	109
790927	TEMPOMIX recessed shower mixer M1/2" Ø14 ~30sec plate Ø195	109
790970	TEMPOMIX shower mix M3/4" for panels 1-10mm ~30sec time flow	111
790BOX	Recessed waterproof box for shower mixer - Kit 1/2	109
791201	Replaced by 791300	-
791300	Shower alu panel top inlets mechanical mixer sh head 6lpm	87
79130015	Shower alu panel top inlets Ø15 mech mixer sh head 6lpm	87
791350	Shower alu panel top inlets mechanical mixer + handset	87
792218	SECURITHERM therm shower mix rec ~30sec waterproof kit 2/2	108
792219	SECURITHERM therm sh mix rec 30sec +ROUND waterproof kit 2/2	108
792300	SECURITHERM therm aluminium shower panel top inlets ~30sec	78
79230015	SECURITHERM thermostatic alu sh panel top inlets Ø15 ~30sec	78
792303	SECURITHERM st steel therm shower panel top inlets ~30sec	80
792303CF	SECURITHERM SS therm shower panel top inlets ~30sec 10 lpm	-
792304	SECURITHERM SS therm sh panel top inlets ~30sec + soap dish	80
79230415	SECURITHERM SS therm sh panel top inlets Ø15 ~30sec + soap	80
792304CF	SECURITHERM SS therm sh panel top inlets ~30sec 10 lpm +soap	-
792305	SECURITHERM alu shower panel top inlets ~30 sec + soap dish	78
792310	SECURITHERM therm alu shower panel hidden inlets 30 sec	78
792310UK	SECURITHERM therm alu shower panel UK hidden inlets 30 sec	78
792313	SECURITHERM st steel therm shower panel back inlets ~30sec	80
792313CF	SECURITHERM SS therm shower panel back inlets ~30sec 10 lpm	-
792314	SECURITHERM SS therm sh panel back inlets ~30sec + soapdish	80
792314CF	SECURITHERM SS therm sh panel back inlets ~30sec 10 lpm soap	-
792320	SECURITHERM therm alu panel top inlets ~30sec handset +fixed	79
792324	SECURITHERM therm SS panel top inlets ~30sec handset + fixed	81
792330	SECURITHERM therm alu panel rear inlet ~30sec handset +fixed	79
792334	SECURITHERM therm SS panel rear inlet ~30sec handset + fixed	81
792340	SECURITHERM therm sh panel, alu, top inlet, h/set + firm head	79
792344	SECURITHERM st steel therm sh panel top inlets + handspray	81
792344CF	SECURITHERM SS therm sh panel top inlets + handspray 10 lpm	-
792350	SECURITHERM therm sh panel, alu, conc inlet, h/set + firm head	79
792354	SECURITHERM st steel therm sh panel back inlets + handspray	81
792354CF	SECURITHERM SS therm sh panel back inlets + handspray 10 lpm	-
792380	SECURITHERM therm alu sh panel hidden inlets handset + fix	79
792390	SECURITHERM therm alu sh panel top inlets handset + fix	79
79239015	SECURITHERM alu shower panel top inlets Ø15 handset + fix	79
792400	SECURITHERM therm alum shower panel 6V battery-op top inlets	70
79240015	SECURITHERM therm alu sh panel 6V battery-op top inlets Ø15	70
792403	SECURITHERM st steel therm sh panel 6V battery-op top inlets	72
792403CF	SECURITHERM SS therm sh panel 6V batt-op top inlets 10 lpm	-
792404	SECURITHERM SS therm sh panel 6V batt-op top inlets soapdish	72
79240415	SECURITHERM SS therm sh panel 6V batt-op top inlets Ø15 soap	72
792404CF	SECURITHERM SS therm sh panel batt-op top inlet 10 lpm soap	-
792406	Replaced by 792404	-
792406CF	Replaced by 792404CF	-
792410	SECURITHERM therm alum shower panel 6V batt-op back inlets	70
792410UK	SECURITHERM therm alu shower panel UK 6V batt-op back inlets	70
792413	SECURITHERM st steel therm sh panel 6V batt-op back inlet	72
792413CF	SECURITHERM SS therm sh panel 6V batt-op back inlet 10 lpm	-
792414	SECURITHERM SS therm sh panel 6V batt-op back inlets + soap	72
792414CF	SECURITHERM SS therm sh panel 6V back inlets 10 lpm + soap	-
792416	*SECURITHERM Mine. BattShPnl back inlet 6lpm+SD(then 792414)	-
792416CF	Replaced by 792414CF	-
792452	SECURITHERM elec therm shower recessed waterproof kit 2/2	96
792459	SECURITHERM elect therm sh mix rec +ROUND waterproof kit 2/2	96
792504	SECURITHERM st st therm shower panel 230/6V top inlet +soap	73
792514	SECURITHERM SS therm shower panel 230/6V back inlets + soap	73
792BOX	Waterproof recessed control unit for therm shower kit 1/2	96
794000	TEMPOMIX 3 basin mixer F3/8" ~7sec time flow with stopcocks	43
79400015	TEMPOMIX 3 basin mix M1/2" ~7sec time flow + stopcock Ø15	43
794050	TEMPOMIX 3 basin mixer M1/2" recessed ~7 sec spout L.110	45
794055	TEMPOMIX 3 basin mixer M1/2" recessed ~7 sec spout L.190	45
794100	TEMPOMIX 3 basin mixer F3/8" ~7sec time flow	43
794150	TEMPOMIX 3 basin mix F3/8" cross wall 150 ~7 sec spout L.110	45
794155	TEMPOMIX 3 basin mix F3/8" cross wall 150 ~7 sec spout L.190	45
794160	TEMPOMIX 3 basin F3/8" cross wall 150 ~7 sec +stopcock L110	45
794165	TEMPOMIX 3 basin F3/8" cross wall 150 ~7 sec +stopcock L190	45
794200	Recessed TEMPOMIX 3 basin mixer L.110 kit 2/2 (+794BOX3)	47
794218	TEMPOMIX 3 rec waterproof shower mixer kit 2/2 (+794BOX)	105
794219	TEMPOMIX 3 rec waterproof shower kit 2/2 + ROUND (+794BOX)	105
794250	Recessed TEMPOMIX 3 basin mixer L.190 kit 2/2 (+794BOX3)	47
794350	TEMPOMIX 3 basin M1/2" exp mix 7sec c-c 150 swivel spt L150	43
794360	TEMPOMIX 3 basin M1/2" exp mixer 7sec c-c 150 fixed spt L150	43
794370	TEMPOMIX 3 basin M1/2" exp mixer ~7 sec c-c 150 short spout	43
794400	TEMPOMIX 3 shower M3/4" exp mixer ~30 sec c-c 150 top outlet	107
794450	TEMPOMIX 3 shower kit M3/4" exposed mixer ~30 sec c-c 150	107
794470	TEMPOMIX 3 shower M1/2" exp mixer ~30 sec c-c 150 btm outlet	107
794BOX1	Rec waterproof box for TEMPOMIX 3 shower top inlet kit 1/2	105
794BOX2	Replaced by 794BOX1	-
794BOX3	Recessed waterproof box for TEMPOMIX 3 basin mixer - kit 1/2	47
794PLAQ	Wall plate for TEMPOMIX 3 recessed shower	253
794PLAQ11	Wall plate for TEMPOMIX 3 recessed basin mixer spout L.110mm	252
794PLAQ19	Wall plate for TEMPOMIX 3 recessed basin mixer spout L.190mm	252
795000	TEMPOMIX basin mixer F3/8" ~7sec time flow +stopcocks	49
79500015	TEMPOMIX basin mixer M1/2" Ø15 ~7sec + stopcocks	49
795000CXL	Replaced by 795000	-
795100	TEMPOMIX basin mixer F3/8" ~7 sec time flow	49
795100CXL	Replaced by 795100	-
795209	TEMPOMIX c-wall 220 basin mixer kit M3/4" ~7sec time flow	49
795926	Replaced by 795000	-
79592615	Replaced by 79500015	-
796000	TEMPOMIX wall mtd basin mixer M3/4" ~7 sec with fixed spout	49

References prefixed by * are available while stocks last. References are listed in ascending alphanumerical order.

REF.	DESCRIPTION	P.
796000CXL	Replaced by 796000	-
796209	TEMPOMIX c-wall 220 shower mixer kit M3/4" ~30sec + ROUND	110
796838	TEMPOMIX wall mtd basin mix M1/2" ~7sec fix spout+ang unions	49
798152	TEMPOMIX wall mounted basin mixer M3/4" ~7sec swivel spout	49
798152CXL	*TEMPOMIX w-mtd basin mix M3/4" CXL (while stock then 798152)	-
806794	Union M1/2" F3/4" for flexible with TEMPOMIX 3 shower	-
807792	Removable push-fit rapid STOP connector FM1/2" for sh panel	88
811611.2P	2 × Copper tails M11 × 1 L365mm	62
820022	Push-fit connector F22/100 for BIOFIL cartridge A	127
820023	Push-fit union M1/2" for BIOFIL cartridge A and shower head	127
820024	Push-fit connector M24/100 for BIOFIL cartridge A	127
820025	Push-fit connector M24/125 for BIOFIL cartridge A	127
820122	Push-fit connector F22/100 for BIOFIL cartridge P	127
820124	Push-fit connector M24/100 for BIOFIL cartridge P	127
822115	Extension union MF1/2" L100 Ø24 chromed for wall mtd taps	57
822516	Extension union MF1/2" L50 Ø26 chromed for wall mounted taps	57
824800	Reinforced plate Ø80 4 screws wall mtd TEMPOMIX, TEMPOSOFT	49
825015	Inline stopcock union nickel plated MF1/2" L35	122
825215	Inline stopcock union MF1/2" L70 retractable straight nut	112
825216	Discontinued	-
826315	Back-nut F1/2" 4mm thick with 3 screws and washer	49
827032	Inlet socket union for squat WC Ø28/32	-
836015	Elbow wall union with stopcock MF1/2" L30 H30	112
836020	Elbow wall union with stopcock M1/2" F3/4" L30 H30	49
836215	Elbow wall union with stopcock MF1/2" L20 H30	118
838015	Elbow wall union MF1/2" L30 H27	122
838020	Elbow wall union M1/2" F3/4" L30 H29	49
841315	Chromed backplate elbow MF1/2"with stud nut Ø14	57
845527.2P	2 × Fastfix Connector for walls for pipes Ø15 M3/4"	-
855755.2P	2 × STOP/CHECK unions M1/2"-M3/4", offset 12mm	61
855755UK.2P	2 × STOP/CHECK unions M1/2"-M3/4" inline	61
856794.2P	2 × S union M1/2" M3/4" with cover plate, offset 11mm	61
868121	Wall mounted elbow outlet MM1/2" H33 for shower	123
874220.2P	2 × Elbow union FF3/4" with captive nut	122
88CH5	Ceiling mtd shower head F1/2" chromed brass 5 rings	121
9102	Wall mounted safety eye wash with bowl	244
9108	Horizontal safety wall mounted shower	243
9120C	Wall-mounted single spray eye wash + identification sign	245
9121	Wall-mounted dual spray eye wash + identification sign	245
9140C	Deck-mounted single spray eye wash + identification sign	245
9141	Deck-mounted dual spray eye wash + identification sign	245
91AA75	Safety aerator covers for eye wash	245
9201	Safety free standing eye wash with bowl	244
9203	Safety free standing eye wash and shower combination	242
922016.2P	2 × Flow straightener M16.5/100	255
922022.2P	2 × Eco flow straightener adjustable flow rate F22/100	61
922024.2P	2 × Eco flow straightener adjustable flow rate M24/100	61
9225	Safety shower head	243
923016.2P	2 × BIOSAFE outlets M16.5/100	61
925616.2P	2 × Scale-resistant aerators M16.5/100	61
925622.2P	2 × Scale proof aerators F22/100 + eco washer	255
925624.2P	2 × Scale proof aerators M24/100 + eco washer	255
925716.2P	2 × ECO aerators 1.5 lpm - M16.5/100	61

REF.	DESCRIPTION	P.
925724.2P	2 × ECO aerators 1.5 lpm – M24/100	61
926622.2P	Discontinued	-
926624.2P	Discontinued	-
927005.5P	5 × Flow-rate regulator 5-6 lpm FM1/2"	121
927015.5P	5 × Flow-rate regulator 10 lpm FM1/2"	121
941120	Wall mounted fixed L-shaped spout M1/2" L120 - H60 adj FS	59
941202	Discontinued	-
941922	Wall mtd L-shaped spout for panels 1-10mm M1/2" L120 H60 FS	59
942040	Spout for cross wall 30mm M1/2" L75 flow straightener	59
942200	Spout for cross wall 230mm M1/2" L75 flow straightener	59
947085	Discontinued	-
947120	Wall mounted fixed spout M1/2" L.110 H16 Ø32 adjustable FS	59
947135	Wall mtd fixed spout M1/2" L120 H16 Ø32 adj FS + plate Ø60	59
947151	Fixed spout for walls 165mm M1/2" L120 Ø32 adjustable FS	59
947157	Fixed spout for walls 165mm M1/2" L170 Ø32 adjustable FS	59
947170	Wall mounted fixed spout M1/2" L160 H16 Ø32 adjustable FS	59
947185	*Wall mtd spt M1/2 L170 H16 Ø32 plate Ø60(whl stk thn947170)	-
967152	Swivel swan neck spout M1/2" L150 H120 adj flow straightener	59
967202	Swivel swan neck spout M1/2" L200 H200 adj flow straightener	59
981142	Fixed cast spout M1/2" L140 H120 adj flow straightener	59
983615	ECONOMIX 15/3 thermostatic mixing valve	139
983622	*ECONOMIX 22/3 thermostatic mixing valve (while stock)	-
990123	2 × Lithium batteries 3V type 123A for elect unit 495446BC	257
990223	Lithium battery 6V type 223 for units 479446, 490446, 492446	257
993615	ECONOMIX 15/3 Combi thermostatic mixing	139
993622	* ECONOMIX 22/3 Combi thermostatic mixing (while stock)	-
999049	4 × Vandal proof screws TORX M5×25 + pegs	255
A22D75	Safety aerator F22/100 for drench hose	245
A22LY75	Safety aerator F22/100 for eye wash	245
BA9915	2 × 15mm Combi angled inlet assembly	254
BA9922	2 × 22mm Combi angled inlet assembly	254
BJ13V	Flow straightener Ø13 in Hostaform®	255
C282025	2.5mm Allen key to adjust flow rate on Eco flow straightener	61
CEL378150V	Detector + L1.50m cable for BINOPTIC, TEMPOMATIC 2	256
CEL378499V	Detector + L5m cable for BINOPTIC, TEMPOMATIC 2	256
CEL378V	Detector + L0.70m cable for BINOPTIC, TEMPOMATIC 2	256
CF	Vandal proof adjustable nozzle M24×1.25 limited to 10 lpm	122
CXL	Control CXL metal for TEMPOMIX basin + shower	-
GR	Rain effect spray grid M24×1.25 - shower heads 709/712/714/716	122
H9634	SECURITHERM thermostatic sequential shower panel back inlets	83
H9635	SECURITHERM therm seq shower panel back inlets + handset	83
H9636	SECURITHERM sequential shower panel flexi inlets w. handset	83
H963615	SECURITHERM sequential shower panel copper inlets w. handset	83
H9637	*Mineralsteel SECURITHERM sh pnl (while stk then H9636/H9639)	-
H9638	*Mineralsteel SECURITHERM sh pnl (while stk then H9636/H9639)	-
H9639	SECURITHERM sequential shower panel flexible inlets	83
H963915	SECURITHERM sequential shower panel copper inlets Ø15	83
KB7007	BINECO maintenance kit for basin/urinal ~7sec time flow	255
KB7015	BINECO maintenance kit for basin 15sec time flow	255
KB7025	BINECO maintenance kit for shower ~25sec time flow	255
KBP311N	BINECO maintenance kit for shower starter and fountain 83-84	255
LH	Long lever LH	-

References prefixed by * are available while stocks last. References are listed in ascending alphanumerical order.

The general terms and conditions are valid for all customers.

ORDERS AND QUOTATIONS:
These will be processed in order of receipt.
We do not accept open orders or orders for call-off.
All orders sent imply acceptance of our general terms and conditions of sale and customers waive any claims that may arise from clauses in their own documentation which may differ.
The customer agrees to these terms from the moment that we receive their order, which cannot be cancelled. Orders are accepted without obligation to deliver the order in full in one delivery.
Our commercial representatives are not authorised to agree additional terms verbally, or to provide verbal guarantees beyond those provided in the written contract.
In the event of default or delayed payment, the Company will be entitled to suspend deliveries or cancel existing orders without any claim for damages from the customer.
In the event of a change in circumstances of the buyer, we reserve the right to cancel existing orders or to demand payment guarantees.
Our quotes do not amount to specifications; specifiers and professional installers are solely responsible for the choice of products according to their intended use, current regulations and recommended guidelines.

PRICE:
Deliveries are invoiced according to the conditions in place at the date of despatch. Prices are given without guarantee and they may be changed without notice subject to fluctuations in costs, VAT or other taxes, according to the prevailing economic conditions.
Price increases will be announced one month prior to their application, and they apply to quotes and orders in hand.

PAYMENTS:
Terms of payments are confirmed when an account is opened, and are dependent on the terms of our credit insurance, and according to each country.
We do not give discount for early payment.

In accordance with Article L441-6 of the Commercial Code, any delay in payment will give rise to the following from the first day of delay, regardless of their status with the supplier:
- An interest rate for delayed payment will be applied, equal to the European Central Bank refinancing rate plus 10% (French Law of Modernization of the Economy - LME – No. 2008-776 of 4th August 2008);
- A one-off payment of 40 Euros will apply to cover expenses (European Directive 2011/7 of 16th February 2011, Law 2012-387 of 22nd March 2012, and Decree 2012-1115 of 2nd October, 2012);
- When the recovery costs exceed the amount of the one-off payment, additional compensation will apply where justified.

In the case of late payment, a one-off payment may be required, replacing existing conditions. We will not accept any set off, only our assets have a legal value.

DELIVERY TIMES:
Despatch dates are indicative only and we shall not be liable for any delay or failure in carrying out our obligations where the delay or failure to deliver is caused by risks of manufacturing or where the cause is beyond our control. Delivery delay will not give rise to compensation payment or goods rejection.

SHIPPING:
Orders are sent to our distributors. We do not deliver to site. The buyer assumes responsibility for carriage and packing costs unless otherwise stated in the Incoterms on the invoice accompanying the goods. The goods are always forwarded at the buyer's own risk, whatever the method of transport, even if the carriage is free and special conditions have been granted. The carrier is solely responsible for their delivery, and in the event of delay, missing items, damage or other dispute, the customer must indicate this via the delivery driver's paperwork (either electronically or in hard copy) AND follow up with written notification sent by recorded delivery within 24 hours. A copy of this letter must be addressed to us.

CLAIMS:
No claim will be allowed where the delay in reporting exceeds 8 days following receipt of the goods.
The whole of the delivery cannot be rejected because of partial damages and shortages.

PROPERTY IN GOODS:
Notwithstanding any agreed terms of sale, the goods shall remain the property of the seller until payment is made in full. The failure to meet a payment deadline may result in the reclamation of these goods.
The buyer assumes the risks of loss or damage, regardless of the means of delivery, as described in 'DELIVERY TIMES' and 'SHIPPING' above, as well as liability for the damage they might cause.

WARRANTY AND RESPONSIBILITY:
Our products are warrantied against any manufacturing defect for a period of 10 years, including electronic controls, excluding other electrical accessories (e.g. hand dryers, etc.) which have a 3-year warranty from the invoice date. This does not apply to products with an expiry date.
This warranty is limited to replacement or repair of defective components as determined by our workshops in France but excludes the costs of spoilage, handling and carriage or compensation whatever they are. We are not responsible for handling charges and the cost of returning products to our workshops.
Disasters or major water damage as a result of manufacturing defects are covered by our product and/or public liability insurance.
Our warranty and responsibility does not include the following:
- installation that does not comply with the technical specification or current recommended guidelines;
- worn parts;
- non-compliance with installation, user and maintenance guides;
- other factors independent of our products' quality, for example: detergents or abrasive cleaning products, the action of hard water, foreign bodies (e.g. gravel, sand, iron filings, scale, etc.), chemical and electrolytic phenomenon;
- lack of supervision, poor storage or poor maintenance;
- product modifications or actions by the customer, or a third party, without our authorisation using non-DELABIE components and/or consumable items.
- products past their expiry date.

The water-tightness of connections, joints and the product housing is the responsibility of the professional responsible for installation, and must be guaranteed by them. Warranty excludes joints, valves, washers and rubber seals. However they would be supplied if the warranty application requires them. Any finishes other than chrome or nickel are also excluded from the warranty.
In the event that the product has been discontinued or manufacturing methods have changed and replacements are not available, similar alternative products will be offered. Replacement under warranty will not extend the duration of the original warranty.
Legal warranty of latent defects applies in any event.

SPARE PARTS:
Spare parts and mechanisms that are essential to ensure the correct operation of our products will be held in stock for the duration of the guarantee. They are listed at the back of our catalogues.

RETURNS:
Goods may not be returned to us for credit without our prior written approval obtained by the buyer from the Company and they are received in a good state (determined by our goods inwards department). All transportation costs for returned goods must be paid by the buyer. Goods must be returned to our factory* with good protective packaging.
Deliveries less than a month old will be refunded at the invoiced price. For deliveries older than one month, a deduction will be made for checking, handling and administration costs. A repair and re-stocking fee will apply where appropriate.
Product returns are not permitted in the following circumstances: discontinued products, specially manufactured products, technical or aesthetic evolution of the product since the date of purchase, scratched or damaged products, products purchased more than one year previously, products with an expiry date. If sent to DELABIE, those products outside the scope of returns will be immediately destroyed/recycled, and will not be returned to the customer.
The schedule of standard deductions is as follows:
- return less than 1 month: refund at invoiced price
- return between 1 and 3 months: deduction of 15%
- return between 3 months and 1 year: deduction of 30%
- return after 1 year: no refund possible.
- return without prior agreement: additional deduction of 5% of the value of the goods with a minimum value of €50 excl. VAT.

* DELABIE S.C.S.
18, rue du Maréchal Foch
80130 Friville Escarbotin – FRANCE

CLEANING - MAINTENANCE:
Clean with slightly soapy water only, using a soft cloth or sponge, rinse and dry thoroughly. Do not use abrasive or chlorine-based products (with a hydrochloric acid base), or dyes.

PHOTOGRAPHS AND DRAWINGS:
All photos, drawings or illustrations are for illustrative purposes only, without contractual obligation, and may be subject to change without notice.
We reserve the right to modify designs and dimensions without notice and without recourse. This applies to all references, dimensions, information contained in various documents, catalogues, installation guides, price lists and websites, which can be modified or discontinued at any time without notice.

INTELLECTUAL PROPERTY AND USE OF CONTENT:
The content (including but not limited to the information, text, graphics, data, images, photos, visuals, videos and soundtrack, and the format of all these elements and our catalogues, websites, etc.) are protected under copyright and/or other intellectual property. The contents are the sole property of their respective editors. Any copying, reproduction, use, adaptation, alteration, modification, translation, dissemination, complete or partial, of content, whether they belong to DELABIE or a third party which has granted the rights to DELABIE, by any means whatsoever, is illegal except for the limiting rights that are granted below, and/or private copying for the exclusive use of the copier. The content presented in our communication and business tools may be subject to change without notice and are provided without warranty of any kind, express or implied, and cannot give rise to any right to compensation. Protected content may be specifically identified by the following copyright notices: © or "All rights reserved".

The names and logos appearing in our catalogues and websites are registered trademarks. These distinctive marks are the exclusive property of DELABIE or third parties who have granted the rights to DELABIE. Any use, complete or partial reproduction, or imitation of these marks is prohibited without prior express consent of DELABIE.
Alteration and modification of the contents or their use for any purpose other than that authorised, constitute an infringement of DELABIE's, or a third party's, property rights. With the following limitations, DELABIE grants you the right to download and distribute the content:
- where the download function exists
- for non-commercial purposes
- in good faith
- for maintaining the proprietary notices intact, and for the publication or posting of existing content online, if such information is stated. This right should in no way be interpreted as a trademark or copyright license for the aforementioned content.

PERSONAL DATA PROTECTION:
In line with the General Data Protection Regulation (GDPR), DELABIE is doing everything necessary to limit to a bare minimum the collection of personal data, and its conservation and ensure its protection.
DELABIE only uses this data for its own use for purposes of information and commercialisation of its products. It is not, under any circumstances, given to third parties.
The right of access, rectification, removal and opposition to the processing in addition to the limitation and transferability of your data is possible on request to our Data Protection Officer (DPO) at DELABIE via email (dpo@delabie.fr) or recorded delivery with a photocopy of a photo ID to the following address: DELABIE, 18 rue du Maréchal Foch, 80130 FRIVILLE, France.

EXCLUSIVE TERRITORIES:
In most countries throughout the world, our company has entered into exclusive agreements with organisations to import and distribute our products. Within this framework, our clients cannot sell our products outside their national borders without an express prior agreement on our part.

JURISDICTION:
Acceptance of an order delivered from France settles the contract under the French law. All disputes arising from the present contract will be settled definitively by the Court located in the area of our domicile, even in the event of multiple defendants, regardless of the delivery location or stipulated payment. All clauses to the contrary will be considered null by the mere fact of having dealt with our company.

Copy forbidden without our written agreement.
DELABIE S.C.S., share capital 1.000.000 € - RCS 615 680 089 Amiens

AVAILABLE CATALOGUES:

DOC 609INT: Water Controls for Public and Commercial Places
DOC 950INT: Accessibility and Independence - Hygienic Accessories for Public and Commercial Places
DOC 900INT: Water Controls for Healthcare Facilities and Retirement Homes
DOC 750INT: Stainless Steel Sanitary Ware
DOC 200INT: Water Controls for Professional Catering











DELABIE

18, rue du Maréchal Foch
80130 FRIVILLE - FRANCE

DELABIE S.C.S., share capital 1.000.000 € - RCS 615 680 089 Amiens

delabie.com

PEFC 10-31-1316 / Certifié PEFC
DOC 609INT - 10/2019