

ROUND shower head

Ref. 709200

Scale-resistant







DESCRIPTION

ROUND shower head - Ref.709200

Fixed shower head:
 For cross wall installation (230mm max.).
 Flow rate 6 lpm at 3 bar.
 Automatic flow rate regulation.
 Scale-resistant and ligature-resistant adjustable nozzle.
 Chrome-plated brass.
 Fixed with concealed blocking screw.
 Systematically drains after use (no water retention or impurity deposits).
 Inlets M1/2".
 10-year warranty.

ADVANTAGES

-  Water savings up to 80%
-  Scale-resistant nozzle, no water retention
-  Adjustable conical jet
-  Chrome-plated brass, ligature-resistant nozzle

TECHNICAL CHARACTERISTICS

ROUND shower head - Ref.709200

| | |
|-----------|--------|
| Length | 230 mm |
| Flow rate | 6 lpm |
| Connector | 1/2" |
| Depth | 35 mm |

