

BLACK BINOPTIC MIX electronic mixer

Ref. 488MCHB

Battery-operated



DESCRIPTION

BLACK BINOPTIC MIX electronic mixer - Ref.488MCHB





Deck-mounted electronic basin mixer:
 Independent IP65 electronic control unit.
 123 6V Lithium batteries.
 Flow rate pre-set at 3 lpm at 3 bar, can be adjusted from 1.4 - 6 lpm.
 Scale-resistant flow straightener.
 Adjustable duty flush (pre-set flush 60 seconds every 24 hours after last use).
 Active, infrared presence detection, sensor at the end of the spout optimises detection.
 Chrome-plated brass body.
 Matte black chrome finish.
 PEX flexibles with filters and solenoid valves M?".
 Fixing reinforced by 2 stainless steel rods.
 Anti-blocking security.
 Spout with smooth interior and low water volume (reduces bacterial development).
 Side temperature control with adjustable maximum temperature and long lever.
 Drop height 170mm for semi-recessed washbasins.
 Suitable for people with reduced mobility.
 10-year warranty.

TECHNICAL CHARACTERISTICS

BLACK BINOPTIC MIX electronic mixer - Ref.488MCHB

Technology	Electronic
Flow rate	3 lpm
Connector	M3/8"
Finish	Matte black chrome
Supply	6V batteries
Drop Height	170 mm
Spout Length	175 mm
Installation:	Deck-mounted

ADVANTAGES

-  Total hygiene: no manual contact
-  100% matte black chrome finish
-  Anti-bacterial proliferation duty flush
-  90% water savings

