

Self-supporting frame system for TEMPOFIX 3 with electronic WC valve

Ref. 547105

Electronic urinal valve with mains supply



DESCRIPTION

Self-supporting frame system for TEMPOFIX 3 with electronic WC valve - Ref.547105

Self-supporting frame system for wall-hung WCs:

- Black powder-coated steel frame.
- Fixes to load-bearing floors.
- Frame height can be adjusted from 0 - 200mm (with 1m mark).
- Ø 32mm flush tube with Ø 55mm connection washer.
- Ø 100mm PVC soil pipe with waterproof joint, with 2 adjustment options.
- Delivered pre-mounted.
- Compatible with solid wall finishes from 70 - 210mm.

Fitted with a TEMPOMATIC F1" electronic direct flush valve:

- Mains supply with 1" solenoid valve.
- 230/12V transformer.
- IP65 independent electronic unit.
- Wall plate flush to the wall.
- Shock-resistant infrared presence detection sensor.
- Voluntary activation (when hand is detected ~4cm in front of the sensor) or automatic flush (when the user leaves).
- Time flow ~7 seconds, can be adjusted from 3 - 12 seconds.
- Detection distance and flow rate/volume can be adjusted.
- Technical characteristics: see TEMPOMATIC WC ref. 463150.





10-year warranty.

TECHNICAL CHARACTERISTICS

Self-supporting frame system for TEMPOFIX 3 with electronic WC valve - Ref.547105

Technology	Electronic
Height	1000 - 1320 mm
Connector	1"
Supply	Mains supply 230/12V
Width	350 mm
Depth	157 - 177 mm

ADVANTAGES

-  Total hygiene: no manual contact
-  Install behind the wall
-  Quick and easy to install: delivered pre-mounted
-  Direct flush: no stagnant water

