

SECURITHERM shower panel

Ref. 792324

Thermostatic time flow and mechanical dual control

DESCRIPTION

SECURITHERM shower panel - Ref.792324

Thermostatic dual control shower panel:
 Large stainless steel shower panel for wall mounted, exposed installation.
 With top inlet via in-line stopcocks, M $\frac{1}{2}$ ".
 SECURITHERM thermostatic mixer.
 Adjustable temperature control from cold water up to 38°C with 1st limiter set at 38°C and 2nd limiter set at 41°C.
 Anti-scalding failsafe: automatic shut-off if cold water fails.
 Anti-cold showers function: automatic shut-off if hot water fails.
 Chrome-plated, tamperproof, scale-resistant ROUND shower head with automatic flow rate regulation at 6 lpm at 3 bar.
 Handset with removable flexible via push-fit rapid STOP connector, wall support supplied.
 Time flow valve ~30 seconds with soft-touch operation to control ROUND shower head and non-time flow valve to control the hand set.
 Thermal shocks are possible.
 Concealed fixings.
 Filters and non-return valves.
 Suitable for people with reduced mobility.
 10-year warranty.





TECHNICAL CHARACTERISTICS

SECURITHERM shower panel - Ref.792324

Technology	Non-time flow and time flow
Height	1220 mm
Flow rate	6 lpm
Connector	M1/2"
Finish	Stainless steel
Temperature limiter	Thermostatic
Width	250 mm
Depth	100 mm
Water supply	In-line



ADVANTAGES

-  Thermostatic temperature regulation
-  Immediate shut-off if cold water fails
-  Fixed or handheld shower head
-  Stainless steel body, brass controls

