

Deck-mounted single hole mixer - 45 lpm

Ref. G66452

Swivelling over spout L. 200mm H. 190mm

DESCRIPTION

Deck-mounted single hole mixer - 45 lpm - Ref.G66452

Deck-mounted single hole mixer for professional kitchens.
 Mixer for plunge sinks with swivelling, tubular spout H. 190mm L. 200mm.
 Star-shaped flow straightener.
 Water-free valve heads with control knobs.
 Flow rate 45 lpm at 3 bar.
 Spout with smooth interior.
 Chrome-plated brass body and spout.
 Reinforced fixings via two stainless steel rods.
 F3/8" PEX flexibles.
 Suitable for intensive use in professional kitchens.
 10-year warranty.





TECHNICAL CHARACTERISTICS

Deck-mounted single hole mixer - 45 lpm - Ref.G66452

Height	270 mm
Flow rate	45 lpm
Connector	F3/8"
Finish	Chrome-plated brass
Drop Height	190 mm
Spout Length	200 mm



ADVANTAGES

-  Rapid fill: flow rate 45 lpm at 3 bar
-  Brass body and spout suitable for intensive use
-  Maximum hygiene: spout with smooth interior
-  Increased resistance: reinforced fixing

