


BINOPTIC MIX electronic mixer

Ref. 379MCH15

Mains supply, Ø 15mm conical inlets







DESCRIPTION

BINOPTIC MIX electronic mixer - Ref.379MCH15

Cross wall electronic basin mixer:
 Independent IP65 electronic control unit.
 230/12V mains supply with transformer.
 Flow rate pre-set at 3 lpm at 3 bar, can be adjusted from 1.5 to 6 lpm.
 Scale-resistant flow straightener.
 Duty flush (~60 sec. every 24h after last use).
 Active, infrared movement detection, sensor at the end of the spout optimises detection.
 Filters, solenoid valves, and Ø 15mm conical inlets.
 Chrome-plated solid brass body.
 Chrome plated spout for cross wall installations ? 110mm.
 Cable for sensor L.120mm, flexibles and mounting all pass through the same hole.
 Anti-blocking security.
 Spout with a smooth interior and low volume of water (limits bacterial niches).
 Side temperature control with adjustable maximum temperature limiter.
 Suitable for people with reduced mobility.
 10-year warranty.

ADVANTAGES

-  Total hygiene: no manual contact
-  90% water savings
-  Independent IP65 electronic control unit
-  Anti-bacterial proliferation duty flush

TECHNICAL CHARACTERISTICS

BINOPTIC MIX electronic mixer - Ref.379MCH15

Technology	Electronic
Flow rate	3 lpm
Connector	M1/2" Ø 15mm
Supply	230/12V mains supply
Spout Length	230 mm
Installation:	Cross wall

