

Swivelling, tubular spout

Ref. 1306T2

Spout H. 260mm L. 200mm

DESCRIPTION

Swivelling, tubular spout - Ref.1306T2

Swivelling, tubular spout, Ø 22mm, on a M1/2" base.
 Chrome-plated brass spout H. 260mm L. 200mm.
 Smooth interior reduces bacterial development.
 Suitable for fitting a terminal filter.
 Scale-resistant flow straightener regulated at 3 lpm.
 10-year warranty





TECHNICAL CHARACTERISTICS

Swivelling, tubular spout - Ref.1306T2

Height	340 mm
Flow rate	3 lpm
Connector	M1/2"
Finish	Chrome-plated brass
Drop Height	260 mm
Spout Length	200 mm



ADVANTAGES

-  Hygiene: smooth interior reduces bacteria
-  Water savings: flow rate regulated at 3 lpm
-  Increased resistance: chrome-plated brass spout
-  Hygiene: scale-resistant flow straightener

