

MINIMAL corner washbasin

Ref. 121550

Polished satin 304 stainless steel






DESCRIPTION

MINIMAL corner washbasin - Ref.121550

Wall-mounted corner washbasin (90° angle).
 Basin internal diameter: 320mm.
 Clean and simple design.
 Bacteriostatic 304 stainless steel.
 Polished satin finish.
 Stainless steel thickness: 1.2mm
 Rounded edges prevent injury.
 With Ø 35mm central tap hole.
 Supplied with 1¼" waste.
 Without overflow.
 Supplied with fixing elements.
 CE marked. Complies with European standard EN 14688.
 Weight: 4kg.
 10-year warranty.

ADVANTAGES

-  Bacteriostatic 304 stainless steel, smooth surface
-  Rounded edges prevent injury
-  Clean and simple design

TECHNICAL CHARACTERISTICS

MINIMAL corner washbasin - Ref.121550

Height	150 mm
Length	340 mm
Finish	Polished satin 304 stainless steel
Finish	Polished Satin Stainless Steel
Width	420 mm
Thickness	1.2 mm

