

## MINIMAL wall-mounted corner washbasin

Ref. 120550

Polished satin 304 stainless steel



### DESCRIPTION

#### MINIMAL wall-mounted corner washbasin - Ref.120550




Wall-mounted corner washbasin (90° angle).  
 Basin internal diameter: 320mm.  
 Clean and simple design.  
 Bacteriostatic 304 stainless steel.  
 Polished satin finish.  
 Stainless steel thickness: 1.2mm.  
 Rounded edges prevent injury.  
 Without tap hole.  
 Supplied with 1¼" waste.  
 Without overflow.  
 Supplied with fixings.  
 CE marked. Complies with European standard EN 14688.  
 Weight: 4kg.  
 10-year warranty.

### TECHNICAL CHARACTERISTICS

#### MINIMAL wall-mounted corner washbasin - Ref.120550

Height	150 mm
Length	340 mm
Finish	Polished satin 304 stainless steel
Finish	Polished Satin Stainless Steel
Width	420 mm
Thickness	1.2 mm

### ADVANTAGES

-  Bacteriostatic 304 stainless steel, smooth surface
-  Rounded edges prevent injury
-  Clean and simple design

