

## REDO wall-mounted washbasin

Ref. 121710

Polished satin 304 stainless steel



### DESCRIPTION

#### REDO wall-mounted washbasin - Ref.121710




Wall-mounted washbasin.  
 Basin internal diameter: 320mm.  
 Clean and simple design.  
 Bacteriostatic 304 stainless steel.  
 Polished satin finish.  
 Stainless steel thickness: 1.2mm.  
 Rounded edges prevent injury.  
 With central tap hole  $\varnothing$  35mm.  
 Supplied with 1 1/4" waste.  
 Without overflow.  
 Supplied with fixing elements.  
 CE marked. Complies with European standard EN 14688.  
 Weight: 3kg.  
 10-year warranty.

### TECHNICAL CHARACTERISTICS

#### REDO wall-mounted washbasin - Ref.121710

Height	150 mm
Length	375 mm
Finish	Polished satin 304 stainless steel
Finish	Polished Satin Stainless Steel
Width	430 mm
Thickness	1.2 mm

### ADVANTAGES

-  Bacteriostatic 304 stainless steel, smooth surface
-  Rounded edges prevent injury
-  Clean and simple design

